



Session:2020-21(ODD)

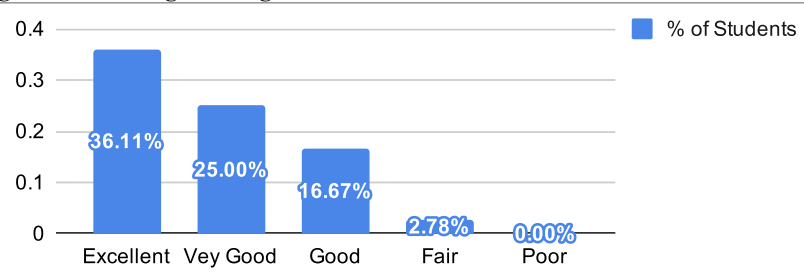
**Student Satisfaction Survey Part B (Facility ) Feedback Analysis**

Semester: 3rd Semester Section A

Number of Students participated: 36

**1. Adequacy of Laboratory facilities during online teaching learning**

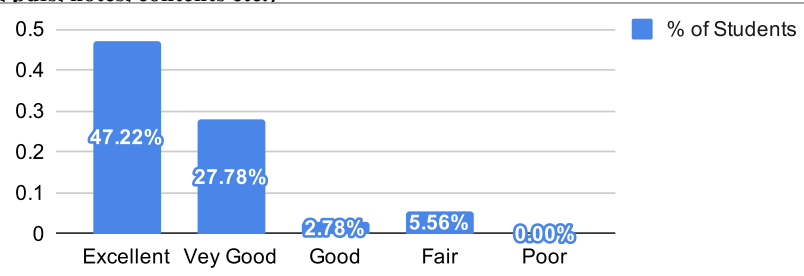
% of Syllabus	% of Students
Excellent	36.11%
Vey Good	25.00%
Good	16.67%
Fair	2.78%
Poor	0.00%



<b>% Satisfaction</b>
<b>61.11%</b>
<b>Remark</b>
<b>Good</b>

**2. Availability of learning resources (PPTs, pdfs, notes, contents etc.)**

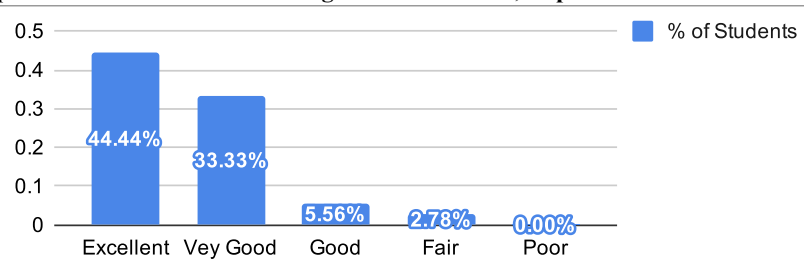
Ratings	% of Students
Excellent	47.22%
Vey Good	27.78%
Good	2.78%
Fair	5.56%
Poor	0.00%



<b>% Satisfaction</b>
<b>75.00%</b>
<b>Remark</b>
<b>Very Good</b>

**3. Mechanism and approach to provide exposure to external world through Guest Lectures, Expert Talks etc.**

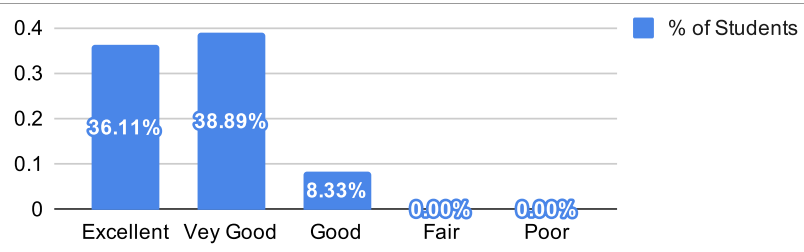
Ratings	% of Students
Excellent	44.44%
Vey Good	33.33%
Good	5.56%
Fair	2.78%
Poor	0.00%



<b>% Satisfaction</b>
<b>77.78%</b>
<b>Remark</b>
<b>Very Good</b>

**4. IT connectivity with Faculties during online classes.**

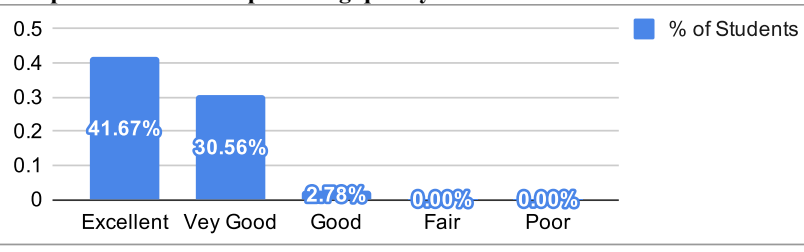
Ratings	% of Students
Excellent	36.11%
Vey Good	38.89%
Good	8.33%
Fair	0.00%
Poor	0.00%



<b>% Satisfaction</b>
<b>75.00%</b>
<b>Remark</b>
<b>Very Good</b>

**5. Overall approach and commitment of the Department towards providing quality Technical and Professional Education.**

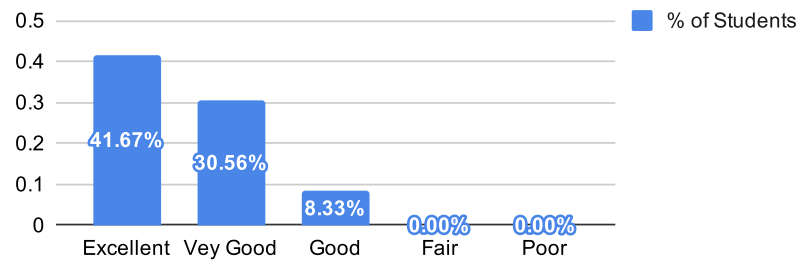
Ratings	% of Students
Excellent	41.67%
Vey Good	30.56%
Good	2.78%
Fair	0.00%
Poor	0.00%



<b>% Satisfaction</b>
<b>72.22%</b>
<b>Remark</b>
<b>Very Good</b>

**6. Mechanism and approach to deal with students/parents grievances**

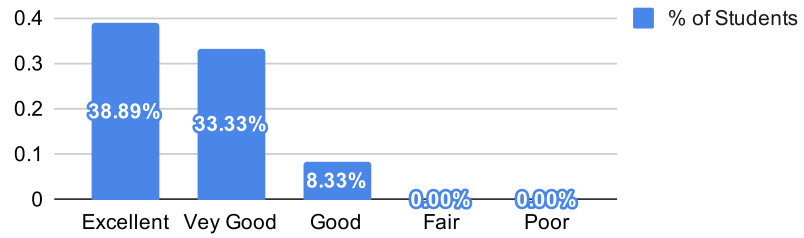
Ratings	% of Students
Excellent	41.67%
Vey Good	30.56%
Good	8.33%
Fair	0.00%
Poor	0.00%



<b>% Satisfaction</b>
72.22%
<b>Remark</b>
Very Good

**7. Students Guidance and mentoring facilities**

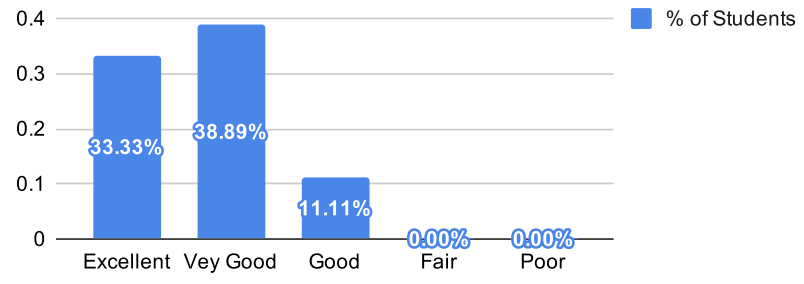
Ratings	% of Students
Excellent	38.89%
Vey Good	33.33%
Good	8.33%
Fair	0.00%
Poor	0.00%



<b>% Satisfaction</b>
72.22%
<b>Remark</b>
Very Good

**8. Use of modern tools and methods**

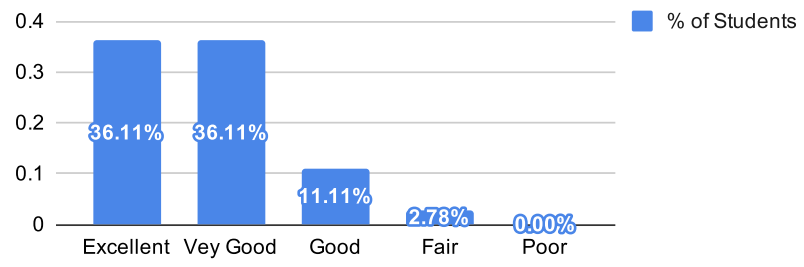
Ratings	% of Students
Excellent	33.33%
Vey Good	38.89%
Good	11.11%
Fair	0.00%
Poor	0.00%



<b>% Satisfaction</b>
72.22%
<b>Remark</b>
Very Good

**9. Library Facility**

Ratings	% of Students
Excellent	36.11%
Vey Good	36.11%
Good	11.11%
Fair	2.78%
Poor	0.00%



<b>% Satisfaction</b>
72.22%
<b>Remark</b>
Very Good

**Feedback Incharge**

**Head of Department**