



Academic Session 2020-21 (ODD)

Student Satisfaction Survey Report

Date: 24/12/2020

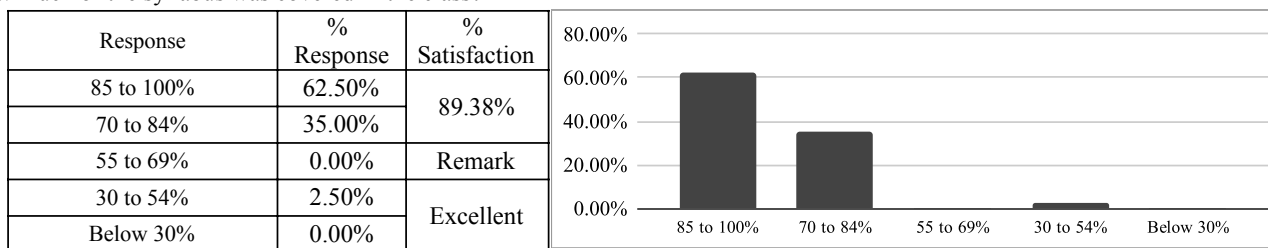
Class: 3rd Year / 5th Semester (Section-A)

Class Incharge: Prof. Rasika Belsare

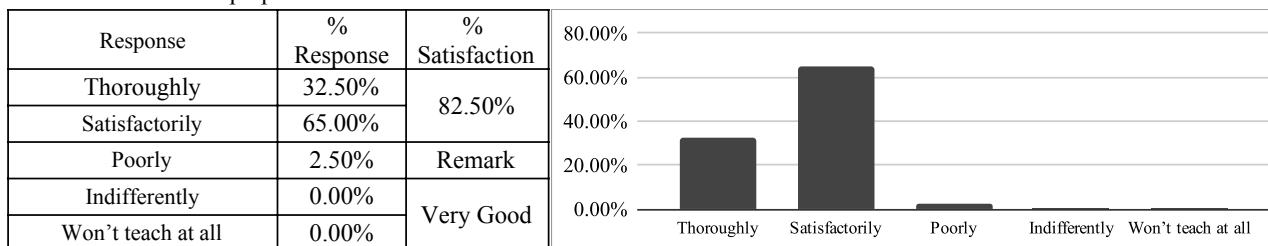
No. of Participants involved in Feedback: **40**

PART-A: Teaching Learning Process

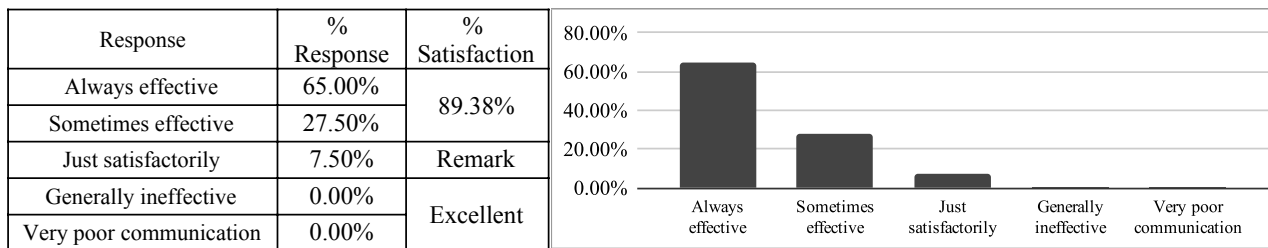
1. How much of the syllabus was covered in the class?



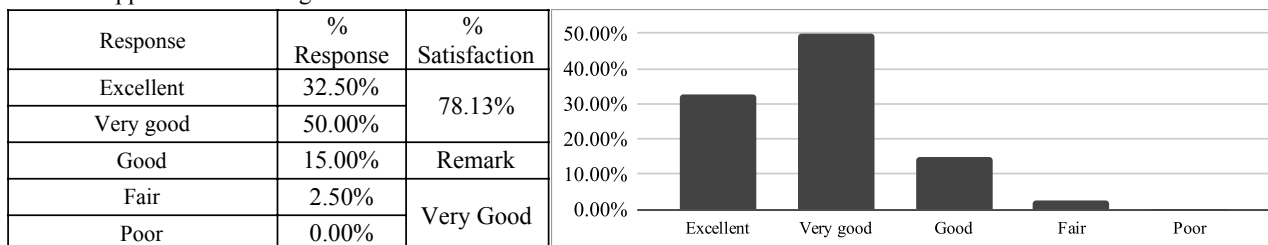
2. How well did the teachers prepare for the classes?



3. How well were the teachers able to communicate?

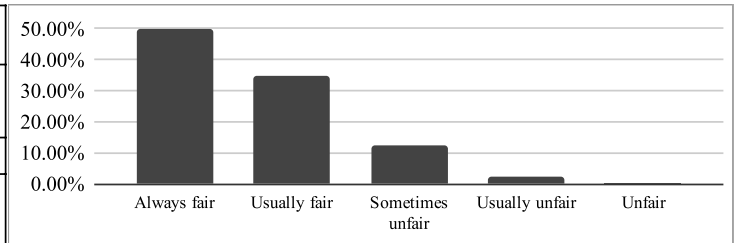


4. The teacher's approach to teaching can best be described as



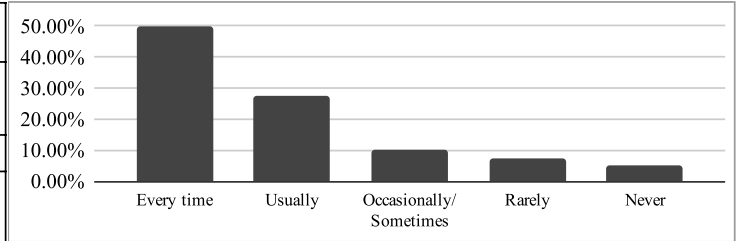
5. Fairness of the internal evaluation process by the teachers.

Response	% Response	% Satisfaction
Always fair	50.00%	83.13%
Usually fair	35.00%	
Sometimes unfair	12.50%	Remark
Usually unfair	2.50%	
Unfair	0.00%	
		Very Good



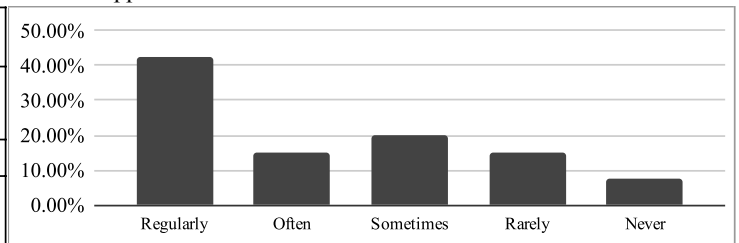
6. Was your performance in assignments discussed with you?

Response	% Response	% Satisfaction
Every time	50.00%	77.50%
Usually	27.50%	
Occasionally/ Sometimes	10.00%	Remark
Rarely	7.50%	
Never	5.00%	
		Very Good



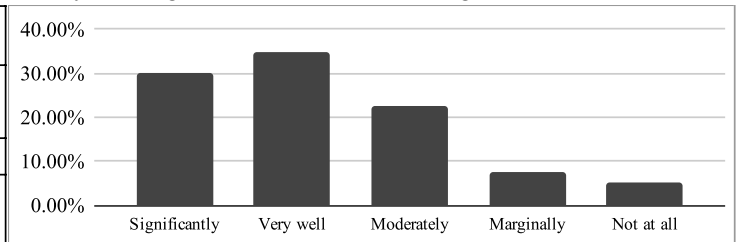
7. The institute takes active interest in promoting internship, field visit opportunities for students.

Response	% Response	% Satisfaction
Regularly	42.50%	67.50%
Often	15.00%	
Sometimes	20.00%	Remark
Rarely	15.00%	
Never	7.50%	
		Good



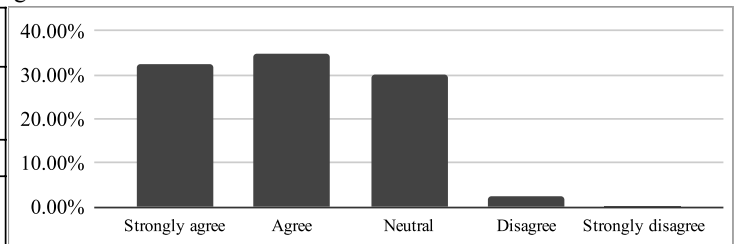
8. The teaching and mentoring process in your institution facilitates you in cognitive, social and emotional growth.

Response	% Response	% Satisfaction
Significantly	30.00%	69.38%
Very well	35.00%	
Moderately	22.50%	Remark
Marginally	7.50%	
Not at all	5.00%	
		Good



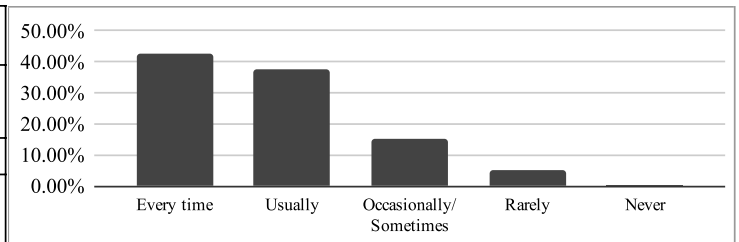
9. The institution provides multiple opportunities to learn and grow.

Response	% Response	% Satisfaction
Strongly agree	32.50%	74.38%
Agree	35.00%	
Neutral	30.00%	Remark
Disagree	2.50%	
Strongly disagree	0.00%	
		Very Good

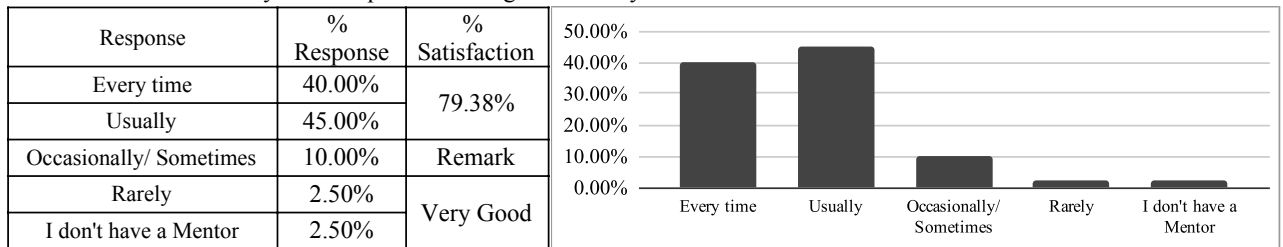


10. Teachers inform you about your expected competencies, course outcomes and programme outcomes and review the course syllabus in the class.

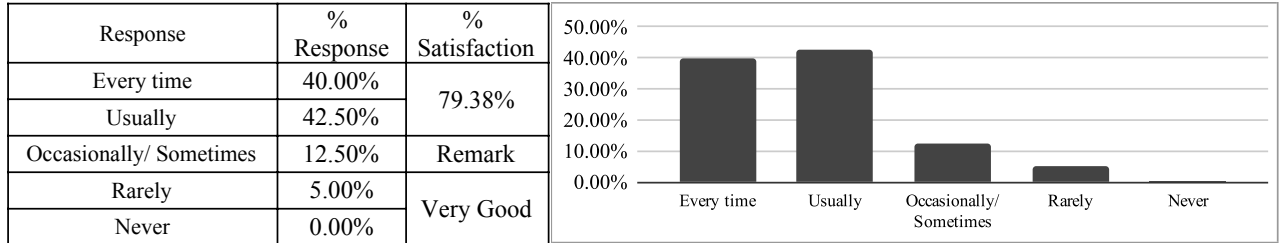
Response	% Response	% Satisfaction
Every time	42.50%	79.38%
Usually	37.50%	
Occasionally/ Sometimes	15.00%	Remark
Rarely	5.00%	
Never	0.00%	
		Very Good



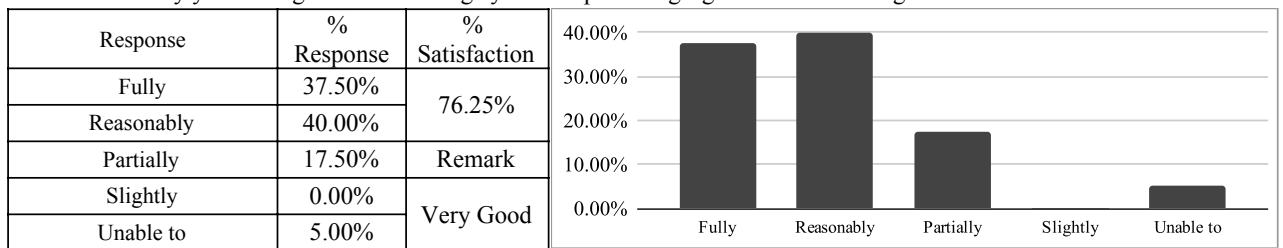
11. Your mentor does a necessary follow-up with an assigned task to you.



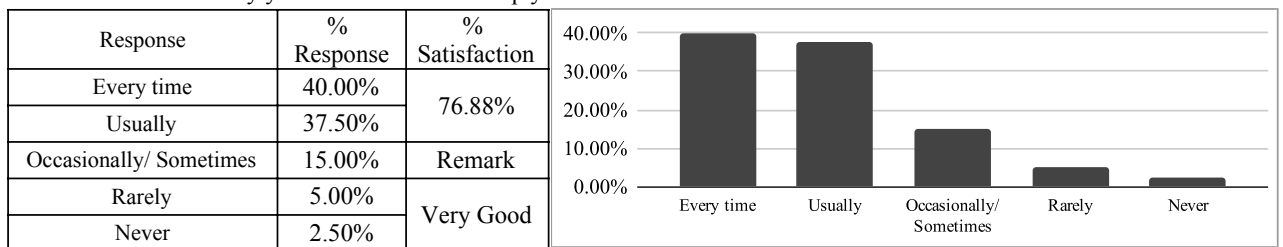
12. The teachers illustrate the concepts through examples and applications.



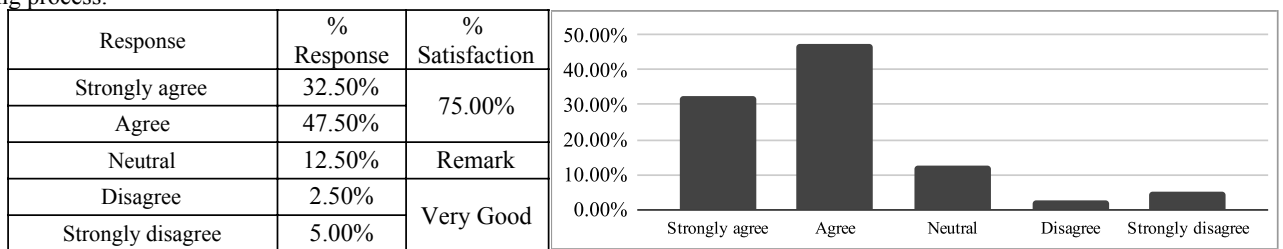
13. The teachers identify your strengths and encourage you with providing right level of challenges.



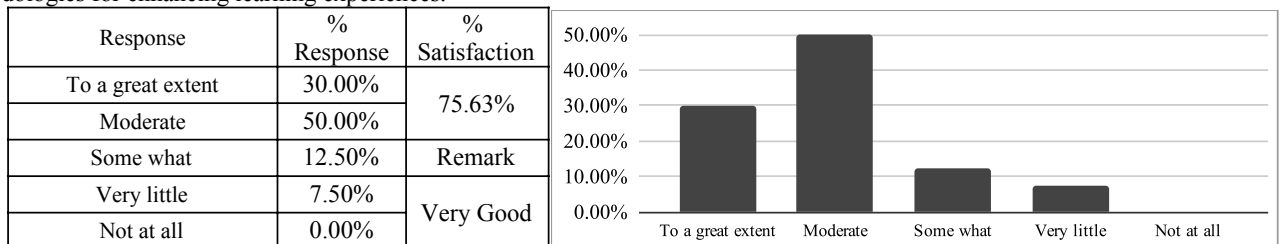
14. Teachers are able to identify your weaknesses and help you to overcome them.



15. The institution makes effort to engage students in the monitoring, review and continuous quality improvement of the teaching learning process.

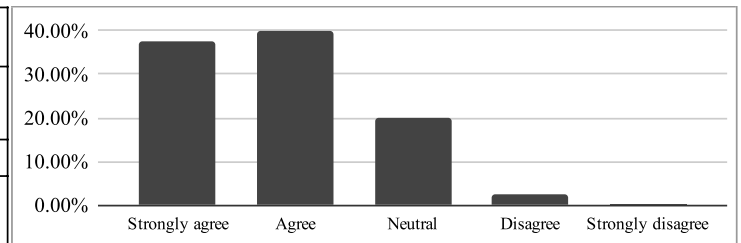


16. The institute/ teachers use student centric methods, such as experiential learning, participative learning and problem solving methodologies for enhancing learning experiences.



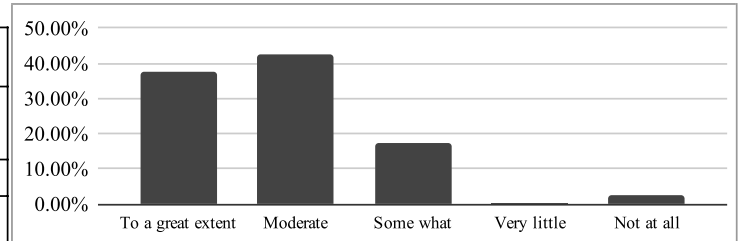
17. Teachers encourage you to participate in extracurricular activities.

Response	% Response	% Satisfaction
Strongly agree	37.50%	78.13%
Agree	40.00%	
Neutral	20.00%	Remark
Disagree	2.50%	
Strongly disagree	0.00%	
		Very Good



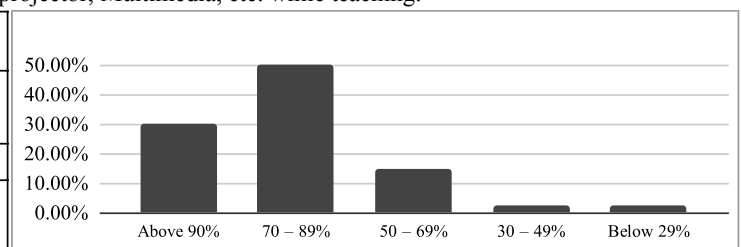
18. Efforts are made by the institute/ teachers to inculcate soft skills, life skills and employability skills to make you ready for the world of work.

Response	% Response	% Satisfaction
To a great extent	37.50%	78.13%
Moderate	42.50%	
Some what	17.50%	Remark
Very little	0.00%	
Not at all	2.50%	



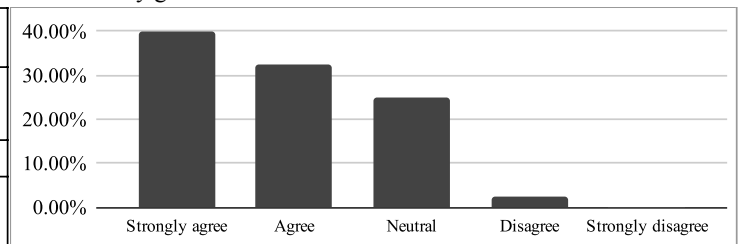
19. What percentage of teachers use ICT tools such as LCD projector, Multimedia, etc. while teaching.

Response	% Response	% Satisfaction
Above 90%	30.00%	75.63%
70 – 89%	50.00%	
50 – 69%	15.00%	Remark
30 – 49%	2.50%	
Below 29%	2.50%	
		Very Good



20. The overall quality of teaching-learning process in your institute is very good.

Response	% Response	% Satisfaction
Strongly agree	40.00%	77.50%
Agree	32.50%	
Neutral	25.00%	Remark
Disagree	2.50%	
Strongly disagree	0.00%	
		Very Good



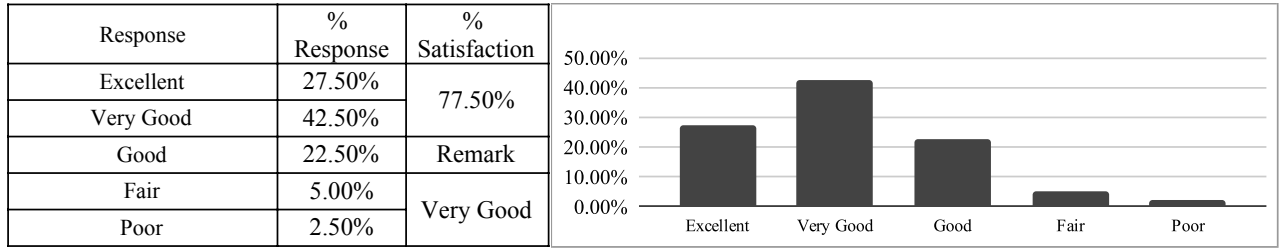
21. Give three observation / suggestions to improve the overall teaching – learning experience in your institution.

(Observation/Suggestion may also be a review of any course content of the syllabus/ Content you would have wished to learn).

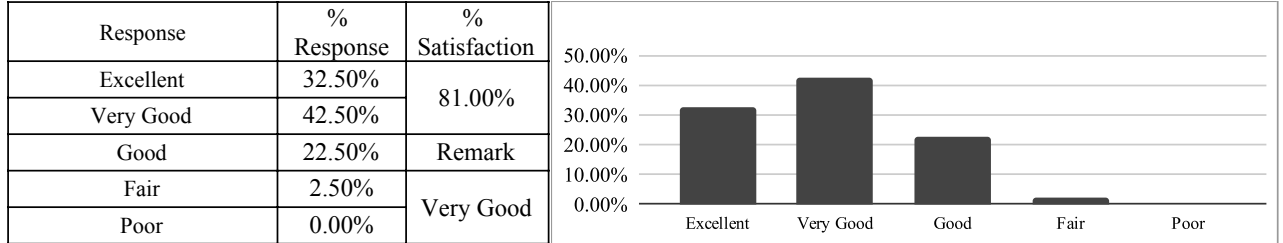
- | | |
|---|---|
| 1 | Try to give more practical knowledge |
| 2 | Nothing everything thing is just perfect as always |
| 3 | All the content I have to learn and it is related to subjects |
| 4 | All is done good in teaching so no suggestions... Thank you |

PART-B: Institutional Facilities and Support

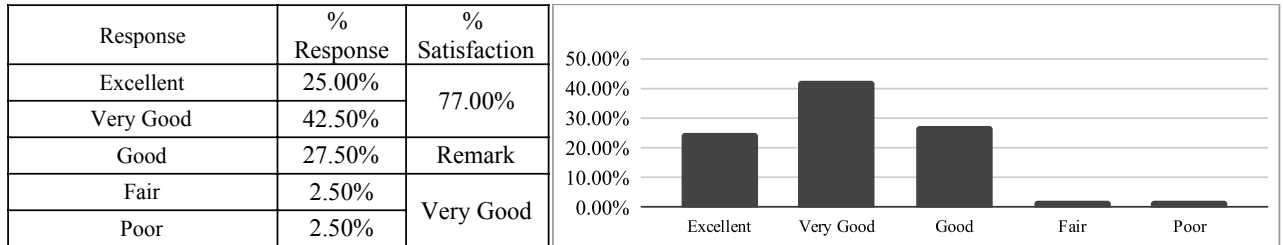
1 Adequacy of Laboratory facilities during online teaching learning



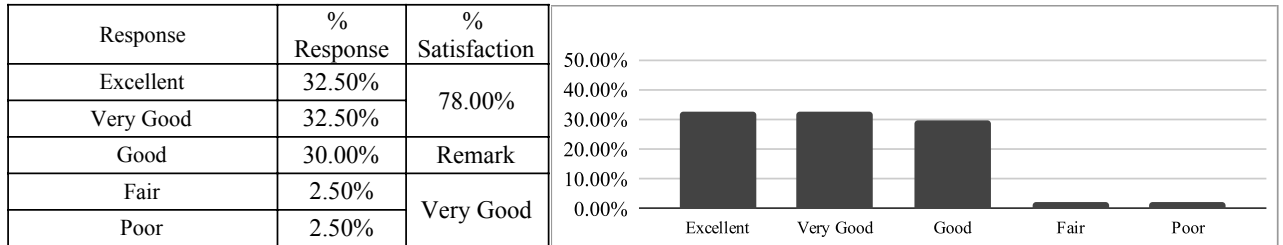
2 Availability of learning resources (PPTs, PDFs, notes, contents, etc.)



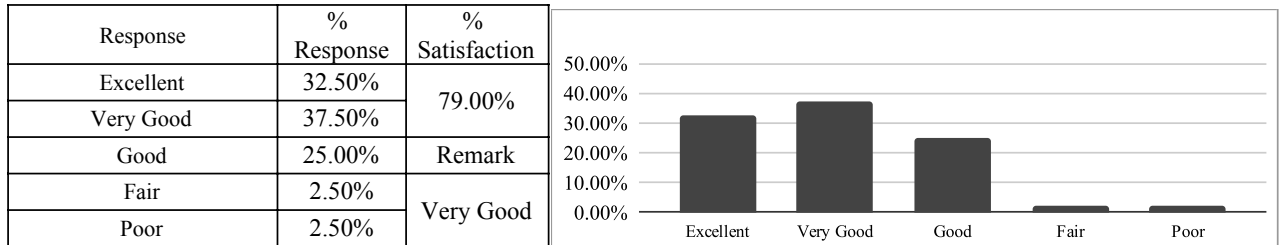
3 Mechanism and approach to provide exposure to external world through Guest Lectures, Expert Talks etc.



4 IT connectivity with Faculties during online classes.

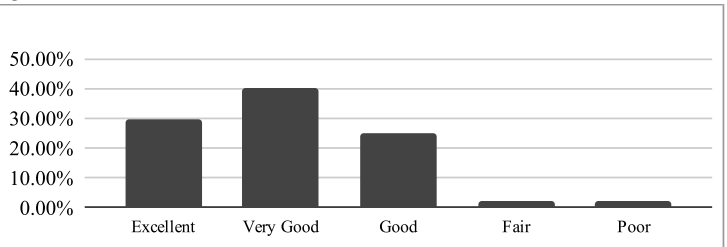


5 Overall approach and commitment of the Department towards providing quality Technical and Professional Education.



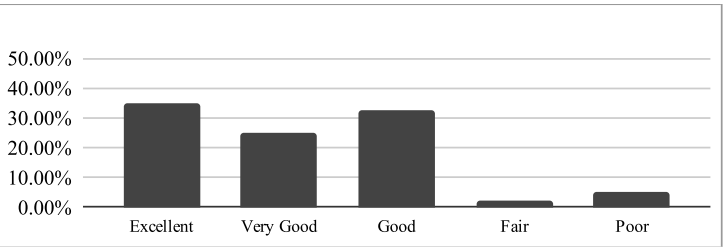
6 Mechanism and approach to deal with students/parents grievances

Response	% Response	% Satisfaction
Excellent	30.00%	78.50%
Very Good	40.00%	
Good	25.00%	Remark
Fair	2.50%	Very Good
Poor	2.50%	



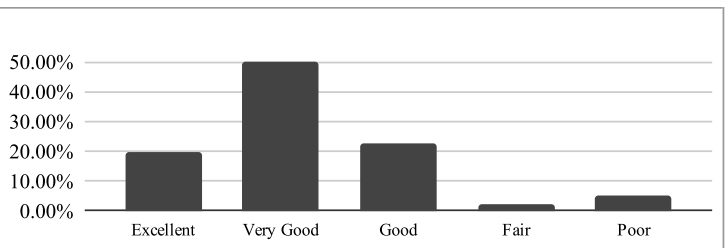
7 Students Guidance and mentoring facilities

Response	% Response	% Satisfaction
Excellent	35.00%	76.50%
Very Good	25.00%	
Good	32.50%	Remark
Fair	2.50%	Very Good
Poor	5.00%	



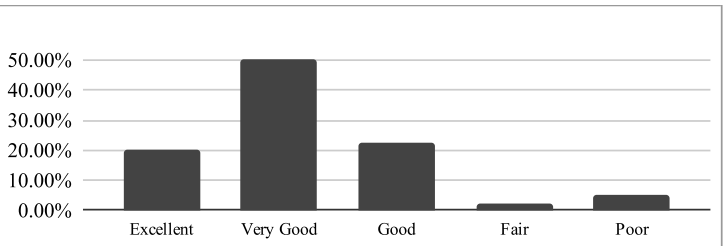
8 Use of modern tools and methods

Response	% Response	% Satisfaction
Excellent	22.50%	76.00%
Very Good	42.50%	
Good	30.00%	Remark
Fair	2.50%	Very Good
Poor	2.50%	



9 Library Facility

Response	% Response	% Satisfaction
Excellent	20.00%	75.50%
Very Good	50.00%	
Good	22.50%	Remark
Fair	2.50%	Very Good
Poor	5.00%	



Suggestions-

- | | |
|---|-------------------------|
| 1 | Nice communication |
| 2 | Interact with student |
| 3 | Some time not satisfied |

Prof. Yogesh S. Sharma
Feedback Incharge

Dr. Abhay R. Kasetwar
Head of Department