



Session:2020-21(ODD)

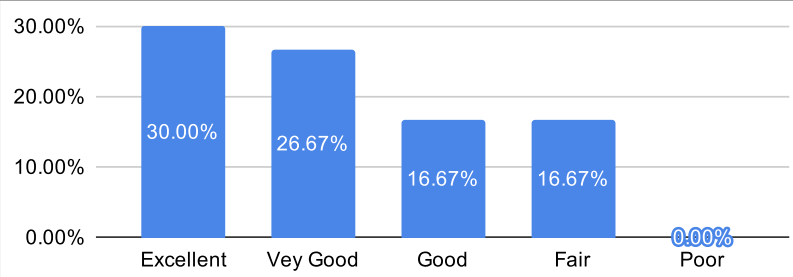
**Student Satisfaction Survey Part B (Facility ) Feedback Analysis**

Semester: 5th Semester

Number of Students participated: 30

**1. Adequacy of Laboratory facilities during online teaching learning**

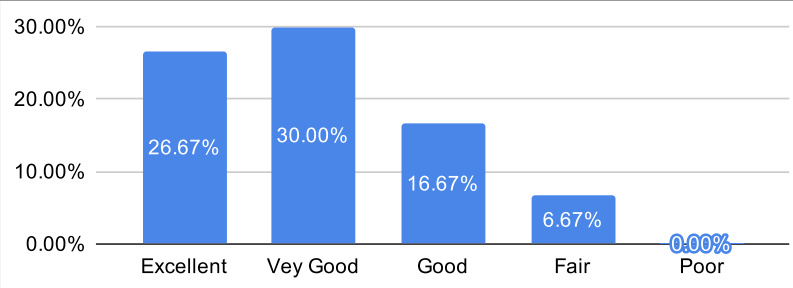
% of Syllabus	% of Students
Excellent	30.00%
Vey Good	26.67%
Good	16.67%
Fair	16.67%
Poor	0.00%



<b>% Satisfaction</b>	<b>73.33%</b>
<b>Remark</b>	<b>Very Good</b>

**2. Availability of learning resources (PPTs, pdfs, notes, contents etc.)**

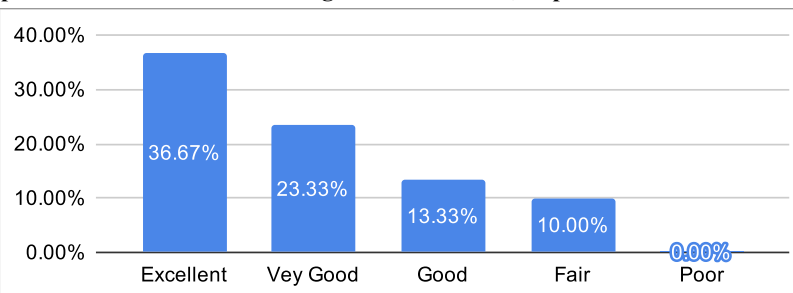
Ratings	% of Students
Excellent	26.67%
Vey Good	30.00%
Good	16.67%
Fair	6.67%
Poor	0.00%



<b>% Satisfaction</b>	<b>56.67%</b>
<b>Remark</b>	<b>Good</b>

**3. Mechanism and approach to provide exposure to external world through Guest Lectures, Expert Talks etc.**

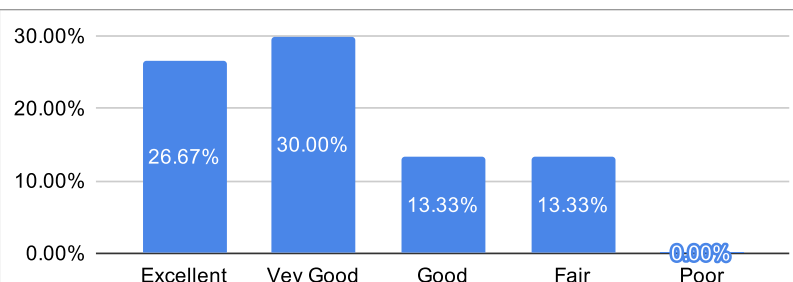
Ratings	% of Students
Excellent	36.67%
Vey Good	23.33%
Good	13.33%
Fair	10.00%
Poor	0.00%



<b>% Satisfaction</b>	<b>60.00%</b>
<b>Remark</b>	<b>Good</b>

**4. IT connectivity with Faculties during online classes.**

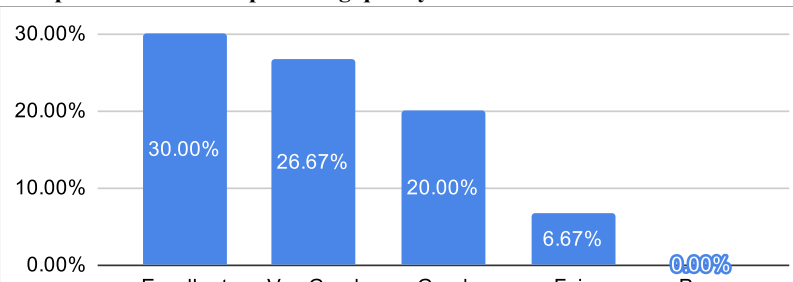
Ratings	% of Students
Excellent	26.67%
Vey Good	30.00%
Good	13.33%
Fair	13.33%
Poor	0.00%



<b>% Satisfaction</b>	<b>56.67%</b>
<b>Remark</b>	<b>Good</b>

**5. Overall approach and commitment of the Department towards providing quality Technical and Professional Education.**

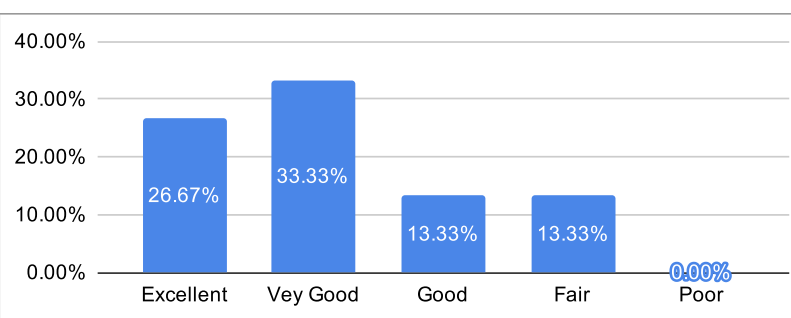
Ratings	% of Students
Excellent	30.00%
Vey Good	26.67%
Good	20.00%
Fair	6.67%
Poor	0.00%



<b>% Satisfaction</b>	<b>56.67%</b>
<b>Remark</b>	<b>Good</b>

**6. Mechanism and approach to deal with students/parents grievances**

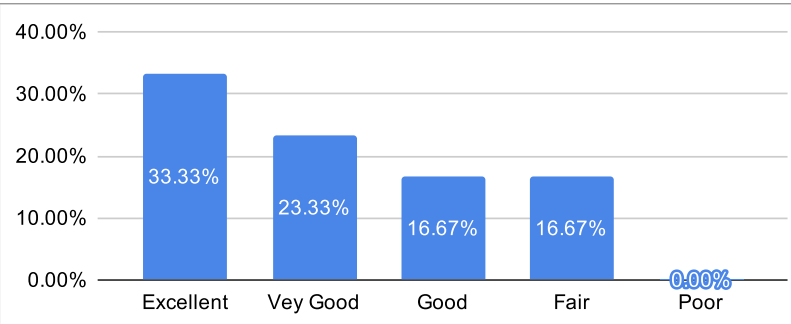
Ratings	% of Students
Excellent	26.67%
Vey Good	33.33%
Good	13.33%
Fair	13.33%
Poor	0.00%



<b>% Satisfaction</b>
<b>60.00%</b>
<b>Remark</b>
<b>Good</b>

### 7. Students Guidance and mentoring facilities

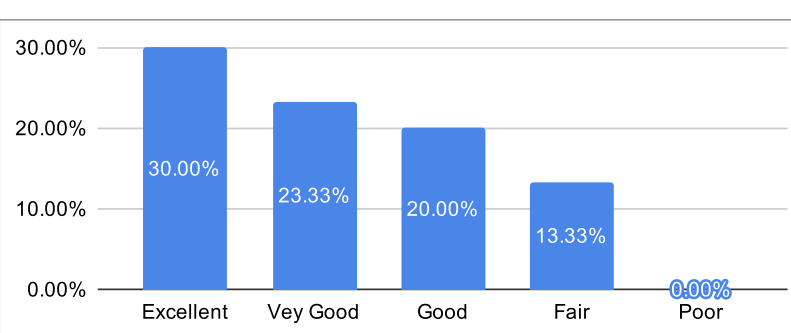
Ratings	% of Students
Excellent	33.33%
Vey Good	23.33%
Good	16.67%
Fair	16.67%
Poor	0.00%



<b>% Satisfaction</b>
<b>56.67%</b>
<b>Remark</b>
<b>Good</b>

### 8. Use of modern tools and methods

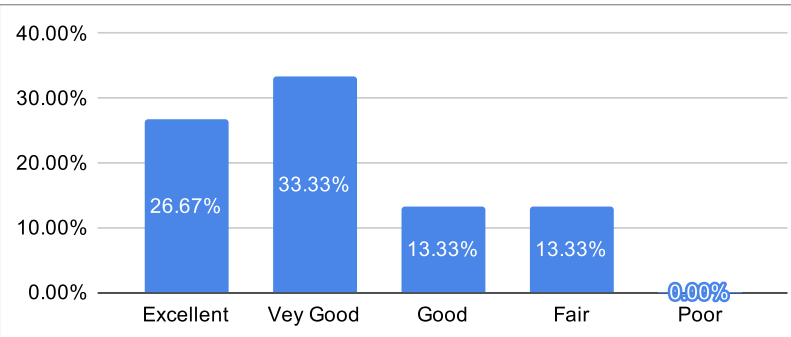
Ratings	% of Students
Excellent	30.00%
Vey Good	23.33%
Good	20.00%
Fair	13.33%
Poor	0.00%



<b>% Satisfaction</b>
<b>53.33%</b>
<b>Remark</b>
<b>Fair</b>

### 9. Library Facility

Ratings	% of Students
Excellent	26.67%
Vey Good	33.33%
Good	13.33%
Fair	13.33%
Poor	0.00%



<b>% Satisfaction</b>
<b>60.00%</b>
<b>Remark</b>
<b>Good</b>

Feedback Incharge

Head of Department