



Session:2020-21(ODD)

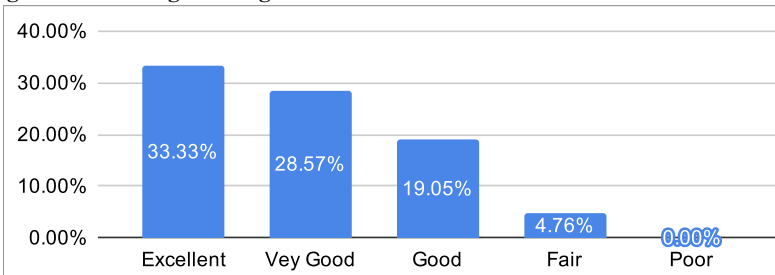
Student Satisfaction Survey Part B (Facility) Feedback Analysis

Semester: 5th Semester

Number of Students participated: 28

1. Adequacy of Laboratory facilities during online teaching learning

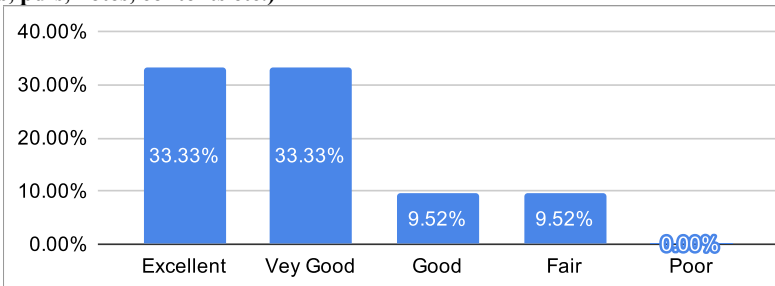
% of Syllabus	% of Students
Excellent	33.33%
Vey Good	28.57%
Good	19.05%
Fair	4.76%
Poor	0.00%



% Satisfaction	61.90%
Remark	Good

2. Availability of learning resources (PPTs, pdfs, notes, contents etc.)

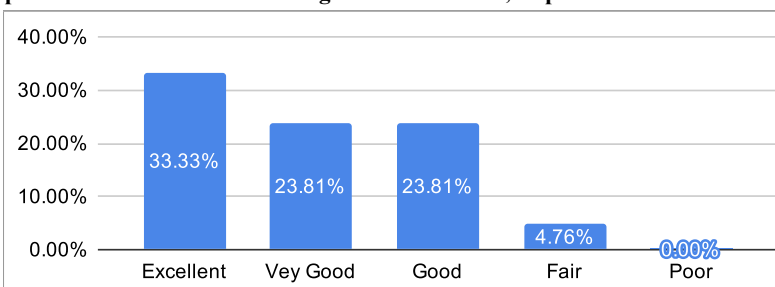
Ratings	% of Students
Excellent	33.33%
Vey Good	33.33%
Good	9.52%
Fair	9.52%
Poor	0.00%



% Satisfaction	66.67%
Remark	Good

3. Mechanism and approach to provide exposure to external world through Guest Lectures, Expert Talks etc.

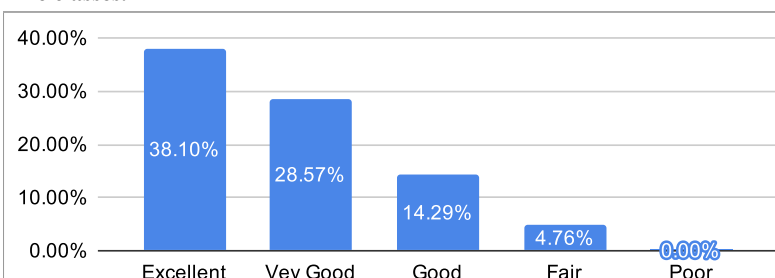
Ratings	% of Students
Excellent	33.33%
Vey Good	23.81%
Good	23.81%
Fair	4.76%
Poor	0.00%



% Satisfaction	57.14%
Remark	Good

4. IT connectivity with Faculties during online classes.

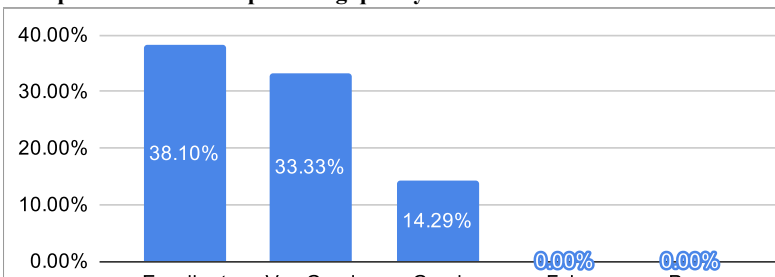
Ratings	% of Students
Excellent	38.10%
Vey Good	28.57%
Good	14.29%
Fair	4.76%
Poor	0.00%



% Satisfaction	66.67%
Remark	Good

5. Overall approach and commitment of the Department towards providing quality Technical and Professional Education.

Ratings	% of Students
Excellent	38.10%
Vey Good	33.33%
Good	14.29%
Fair	0.00%
Poor	0.00%



% Satisfaction	71.43%
Remark	Very Good

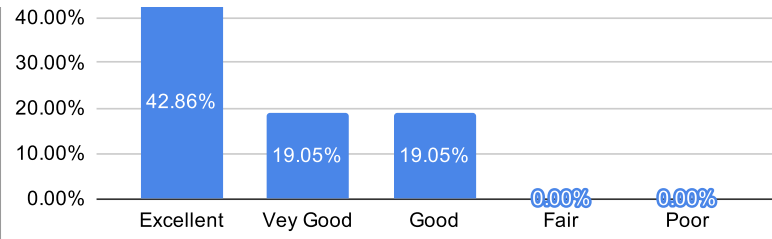
6. Mechanism and approach to deal with students/parents grievances

Ratings	% of Students
Excellent	42.86%



% Satisfaction	
-----------------------	--

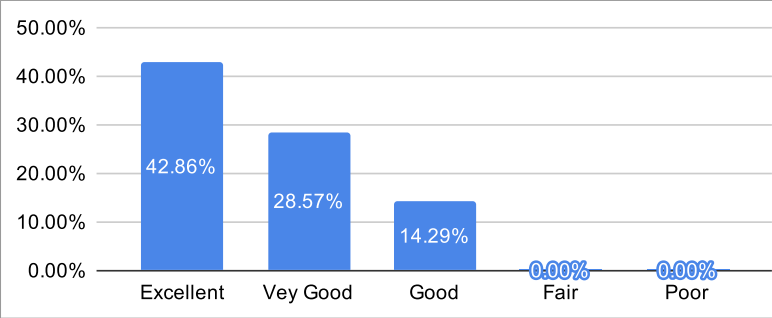
Excellent	42.86%
Vey Good	19.05%
Good	19.05%
Fair	0.00%
Poor	0.00%



61.90%
Remark
Good

7. Students Guidance and mentoring facilities

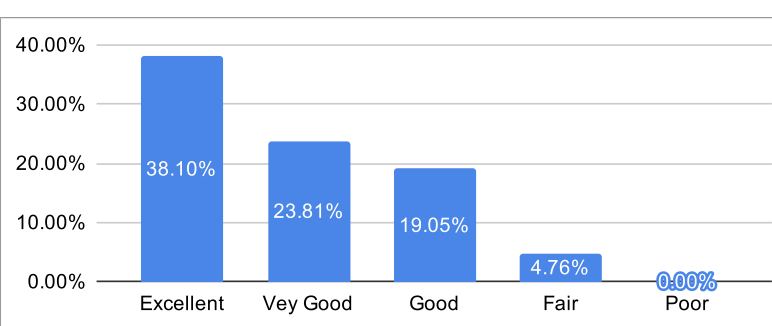
Ratings	% of Students
Excellent	42.86%
Vey Good	28.57%
Good	14.29%
Fair	0.00%
Poor	0.00%



% Satisfaction
71.43%
Remark
Very Good

8. Use of modern tools and methods

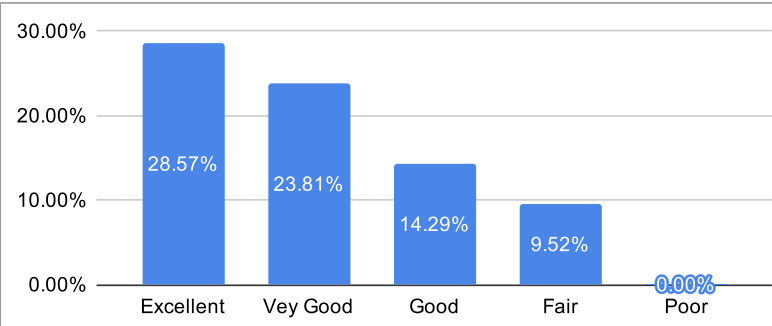
Ratings	% of Students
Excellent	38.10%
Vey Good	23.81%
Good	19.05%
Fair	4.76%
Poor	0.00%



% Satisfaction
61.90%
Remark
Good

9. Library Facility

Ratings	% of Students
Excellent	28.57%
Vey Good	23.81%
Good	14.29%
Fair	9.52%
Poor	0.00%



% Satisfaction
52.38%
Remark
Fair

Feedback Incharge

Head of Department