



Session:2020-21(ODD)

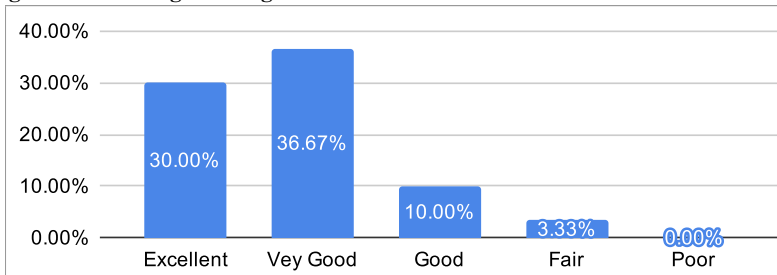
Student Satisfaction Survey Part B (Facility) Feedback Analysis

Semester: 7th Semester

Number of Students participated: 30

1. Adequacy of Laboratory facilities during online teaching learning

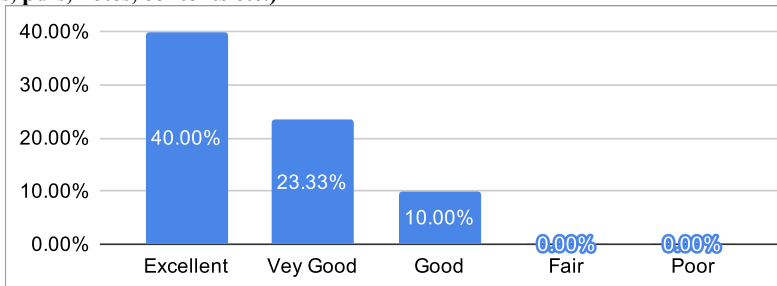
% of Syllabus	% of Students
Excellent	30.00%
Vey Good	36.67%
Good	10.00%
Fair	3.33%
Poor	0.00%



% Satisfaction	76.67%
Remark	Very Good

2. Availability of learning resources (PPTs, pdfs, notes, contents etc.)

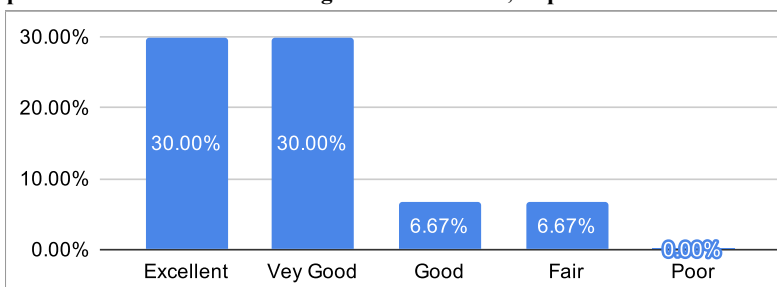
Ratings	% of Students
Excellent	40.00%
Vey Good	23.33%
Good	10.00%
Fair	0.00%
Poor	0.00%



% Satisfaction	63.33%
Remark	Good

3. Mechanism and approach to provide exposure to external world through Guest Lectures, Expert Talks etc.

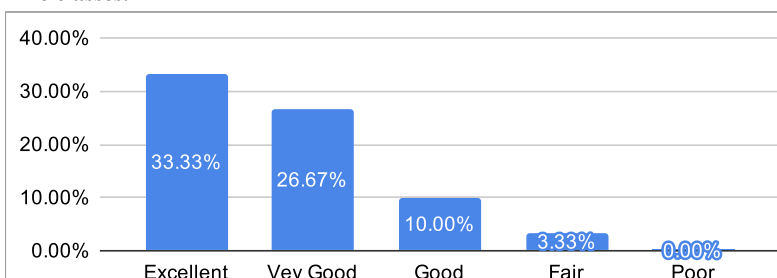
Ratings	% of Students
Excellent	30.00%
Vey Good	30.00%
Good	6.67%
Fair	6.67%
Poor	0.00%



% Satisfaction	60.00%
Remark	Good

4. IT connectivity with Faculties during online classes.

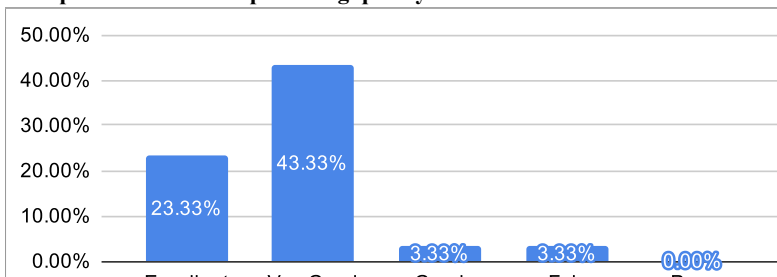
Ratings	% of Students
Excellent	33.33%
Vey Good	26.67%
Good	10.00%
Fair	3.33%
Poor	0.00%



% Satisfaction	60.00%
Remark	Good

5. Overall approach and commitment of the Department towards providing quany technical and Professional Education.

Ratings	% of Students
Excellent	23.33%
Vey Good	43.33%
Good	3.33%
Fair	3.33%
Poor	0.00%



% Satisfaction	66.67%
Remark	Good

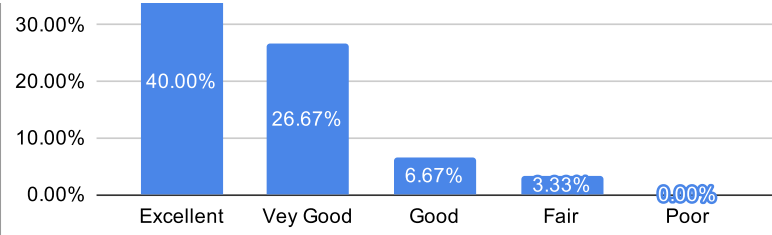
6. Mechanism and approach to deal with students/parents grievances

Ratings	% of Students
Excellent	0.00%
Vey Good	0.00%
Good	0.00%
Fair	0.00%
Poor	0.00%



% Satisfaction	0.00%
-----------------------	-------

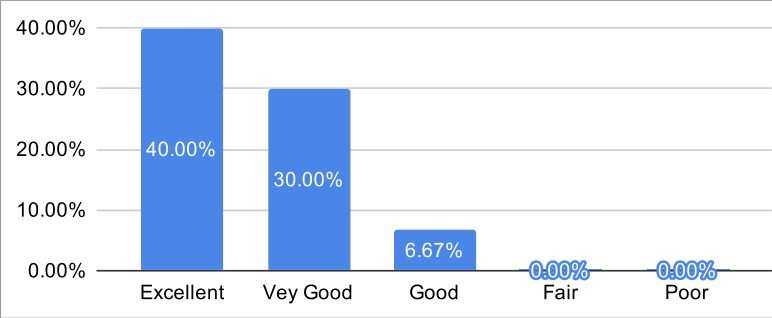
Excellent	40.00%
Vey Good	26.67%
Good	6.67%
Fair	3.33%
Poor	0.00%



66.67%
Remark
Good

7. Students Guidance and mentoring facilities

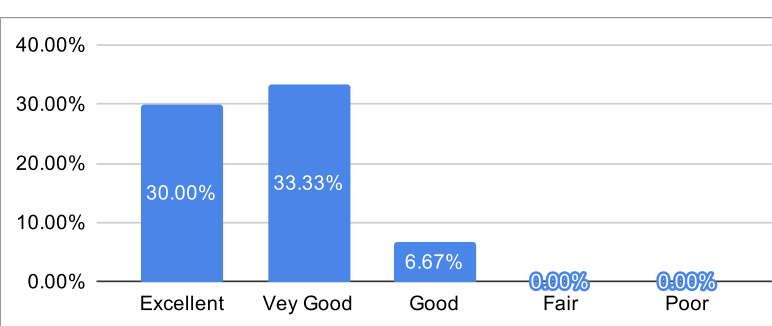
Ratings	% of Students
Excellent	40.00%
Vey Good	30.00%
Good	6.67%
Fair	0.00%
Poor	0.00%



% Satisfaction
70.00%
Remark
Very Good

8. Use of modern tools and methods

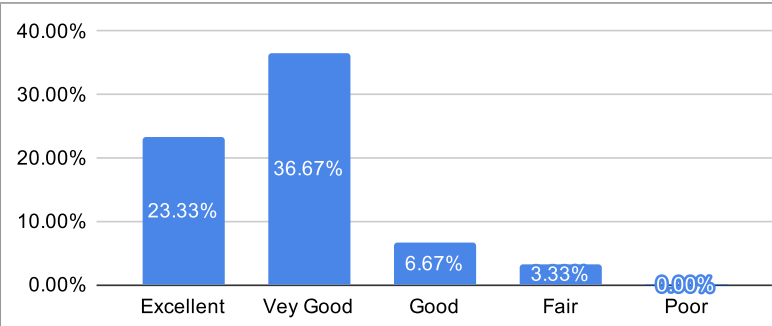
Ratings	% of Students
Excellent	30.00%
Vey Good	33.33%
Good	6.67%
Fair	0.00%
Poor	0.00%



% Satisfaction
63.33%
Remark
Good

9. Library Facility

Ratings	% of Students
Excellent	23.33%
Vey Good	36.67%
Good	6.67%
Fair	3.33%
Poor	0.00%



% Satisfaction
60.00%
Remark
Good

Feedback Incharge

Head of Department