

Electronics and Telecommunication Engineering

Academic Feedback-I

ODD Semester



S. B. Jain Institute of Technology, Management & Research, Nagpur
Department of Electronics & Telecommunication Engineering

"Emerge as a center for quality education in Electronics & Telecommunication Engineering, so as to create competent professionals"

Academic Session 2020-21 (ODD)

Student Feedback-I Report

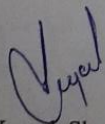
Date: 20/10/2020

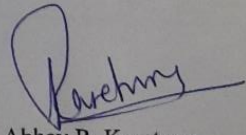
Class: 2nd Year / 3rd Semester (Section-A)

Class Incharge: Prof. Waseem Akram

No. of students participated in feedback: 41

Subject	Faculty Incharge	% Feedback
Applied Mathematics - III	Dr. Himanshu Roy	83.37%
Electronic Devices and Circuits	Prof. Mohd. Naushad	80.98%
Electronic Measurement and Instrumentation	Prof. Kiran Barapatre	82.29%
Object Oriented Programming and Data Structures	Prof. Vivek Deshmukh	78.29%
Network Analysis and Synthesis	Prof. Waseem Akram	86.88%
Electronic Devices and Circuits (PR)	Batch 1	79.60%
	Batch 2	74.14%
	Batch 3	80.00%
Electronic Measurement and Instrumentation (PR)	Batch 1	80.00%
	Batch 2	77.57%
	Batch 3	90.00%
Object Oriented Programming and Data Structures (PR)	Batch 1	80.88%
	Batch 2	72.00%
	Batch 3	90.00%


Prof. Yogesh Sharma
Feedback Incharge


Dr. Abhay R. Kasetwar
Head of Department



S. B. Jain Institute of Technology, Management & Research, Nagpur
Department of Electronics & Telecommunication Engineering

"Emerge as a center for quality education in Electronics & Telecommunication Engineering, so as to create competent professionals"

Academic Session 2020-21 (ODD)

Student Feedback-I Report

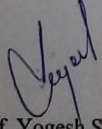
Date: 20/10/2020


Class: 2nd Year / 3rd Semester (Section-B)

Class Incharge: Prof. Kiran Barapatre

No. of students participated in feedback: 41

Subject	Faculty Incharge	% Feedback
Applied Mathematics - III	Dr. Himanshu Roy	76.88%
Electronic Devices and Circuits	Prof. Mohd. Naushad	80.78%
Electronic Measurement and Instrumentation	Prof. Kiran Barapatre	84.63%
Object Oriented Programming and Data Structures	Prof. Vivek Deshmukh	79.76%
Network Analysis and Synthesis	Prof. Waseem Akram	85.07%
Electronic Devices and Circuits (PR)	Batch 1	79.71%
	Batch 2	73.60%
	Batch 3	77.43%
Electronic Measurement and Instrumentation (PR)	Batch 1	78.14%
	Batch 2	74.70%
	Batch 3	79.71%
Object Oriented Programming and Data Structures (PR)	Batch 1	81.57%
	Batch 2	72.20%
	Batch 3	82.00%


Prof. Yogesh Sharma
Feedback Incharge


Dr. Abhay R. Kasetwar
Head of Department



S. B. Jain Institute of Technology, Management & Research, Nagpur
Department of Electronics & Telecommunication Engineering

"Emerge as a center for quality education in Electronics & Telecommunication Engineering, so as to create competent professionals"

Academic Session 2020-21 (ODD)

Student Feedback-I Report


Date: 20/10/2020


Class: 3rd Year / 5th Semester (Section-A)

Class Incharge: Prof. Rasika Belsare

No. of students participated in feedback: 37

Subject	Faculty Incharge	% Feedback
Antenna Wave Propagation	Prof. Sagar Paddhan	75.73%
Microprocessor and Microcontroller	Prof. Pankaj Taklikar	82.32%
Analog Circuit Design	Prof. Waseem Khanoomi	90.76%
Communication Electronics	Prof. Rasika Belsare	74.38%
Industrial Economics and Entrepreneurship Development	Prof. Yogesh Dhoke	79.08%
Microprocessor and Microcontroller (PR)	Batch 1	72.89%
	Batch 2	68.73%
	Batch 3	84.00%
Analog Circuit Design (PR)	Batch 1	81.78%
	Batch 2	86.18%
	Batch 3	91.25%
Communication Electronics (PR)	Batch 1	75.33%
	Batch 2	73.27%
	Batch 3	83.50%


Prof. Yogesh Sharma
Feedback Incharge


Dr. Abhay R. Kasetwar
Head of Department



S. B. Jain Institute of Technology, Management & Research, Nagpur

Department of Electronics & Telecommunication Engineering

"Emerge as a center for quality education in Electronics & Telecommunication Engineering, so as to create competent professionals"

Academic Session 2020-21 (ODD)

Student Feedback-I Report

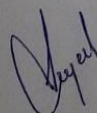
Date: 20/10/2020


Class: 3rd Year / 5th Semester (Section-B)

Class Incharge: Dr. Trupti Nagrare

No. of students participated in feedback: 39

Subject	Faculty Incharge	% Feedback
Antenna Wave Propagation	Prof. Sagar Paddhan	78.41%
Microprocessor and Microcontroller	Dr. Trupti Nagrare	74.05%
Analog Circuit Design	Prof. Waseem Khanooni	89.13%
Communication Electronics	Prof. Rasika Belsare	77.69%
Industrial Economics and Entrepreneurship Development	Prof. Yogesh Dhoke	76.36%
Microprocessor and Microcontroller (PR)	Batch 1	76.92%
	Batch 2	74.33%
	Batch 3	70.14%
Analog Circuit Design (PR)	Batch 1	86.46%
	Batch 2	87.67%
	Batch 3	84.57%
Communication Electronics (PR)	Batch 1	77.08%
	Batch 2	75.17%
	Batch 3	73.71%


Prof. Yogesh Sharma
Feedback Incharge


Dr. Abhay R. Kasetwar
Head of Department



S. B. Jain Institute of Technology, Management & Research, Nagpur
Department of Electronics & Telecommunication Engineering

"Emerge as a center for quality education in Electronics & Telecommunication Engineering, so as to create competent professionals"

Academic Session 2020-21 (ODD)

Student Feedback-I Report

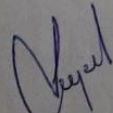
Date: 20/10/2020


Class: 4th Year / 7th Semester (Section-A)

Class Incharge: Prof. Amit Kale

No. of students participated in feedback: 54

Subject	Faculty Incharge	% Feedback
DSP Processor and Architecture	Prof. Pravin Pardhi	74.48%
Television and Video Engineering	Prof. Amit Kale	80.48%
Optical Communication	Prof. Yogesh Sharma	77.11%
Advanced Digital System Design	Prof. Nicky Balani	81.63%
VLSI Signal Processing (Elective-I)	Prof. Mayur Tembhurney	73.37%
DSP Processor and Architecture (PR)	Batch 1	81.60%
	Batch 2	72.12%
	Batch 3	69.41%
Television and Video Engineering (PR)	Batch 1	84.80%
	Batch 2	76.35%
	Batch 3	72.35%
Advanced Digital System Design (PR)	Batch 1	82.00%
	Batch 2	79.65%
	Batch 3	73.53%


Prof. Yogesh Sharma
Feedback Incharge


Dr. Abhay R. Kasetwar
Head of Department



S. B. Jain Institute of Technology, Management & Research, Nagpur
Department of Electronics & Telecommunication Engineering

"Emerge as a center for quality education in Electronics & Telecommunication Engineering, so as to create competent professionals"

Academic Session 2020-21 (ODD)

Student Feedback-I Report

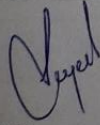
Date: 20/10/2020


Class: 4th Year / 7th Semester (Section-B)

Class Incharge: Prof. Mayur Tembhurney

No. of students participated in feedback: 50

Subject	Faculty Incharge	% Feedback
DSP Processor and Architecture	Prof. Pravin Pardhi	77.92%
Television and Video Engineering	Prof. Amit Kale	79.20%
Optical Communication	Prof. Yogesh Sharma	80.64%
Advanced Digital System Design	Dr. Abhay Kasetwar	83.04%
VLSI Signal Processing (Elective-I)	Prof. Mayur Tembhurney	78.68%
DSP Processor and Architecture (PR)	Batch 1	66.13%
	Batch 2	86.29%
	Batch 3	82.38%
Television and Video Engineering (PR)	Batch 1	72.80%
	Batch 2	88.14%
	Batch 3	82.76%
Advanced Digital System Design (PR)	Batch 1	74.67%
	Batch 2	81.71%
	Batch 3	81.62%


Prof. Yogesh Sharma
Feedback Incharge


Dr. Abhay R. Kasetwar
Head of Department



S. B. Jain Institute of Technology, Management & Research, Nagpur
Department of Electronics & Telecommunication Engineering

"Emerge as a center for quality education in Electronics & Telecommunication Engineering, so as to create competent professionals"

Academic Session 2020-21 (ODD)

Report on Action Taken (Academic Feedback-I)

Date: 24/10/2020

- Academic feedback has been discussed with respective subject faculties after feedback analysis. Action plan for further improvements was provided by respective faculties and further followed by appropriate remarks by Head of Department.
- Faculties with average feedback have been counseled for shortcomings and suggestions were advised by Head of Department.
- It was observed that there were issues in Practical Batch A3 and B1 of DSP Processor and Architecture subject of 7th Semester and Practical Batch A2 of Microprocessor and Microcontroller subject of 5th Semester. Respective faculties were counseled based on the findings while interacting with them.
- Also faculties with excellent feedback have been appreciated by Head of Department for their efforts in order to motivate them.

Dr. Abhay R. Kasetwar

Head of Department

Academic Feedback-II



S. B. Jain Institute of Technology, Management & Research, Nagpur
Department of Electronics & Telecommunication Engineering

"Emerge as a center for quality education in Electronics & Telecommunication Engineering, so as to create competent professionals"

Academic Session 2020-21 (ODD)

Student Feedback-II Report

Date: 10/12/2020

Class: 3rd Year / 5th Semester (Section-A)

Class Incharge: Prof. Rasika Belsare

No. of students participated in feedback: 37

Subject	Faculty Incharge	% Feedback
Antenna Wave Propagation	Prof. Sagar Paddhan	83.62%
Microprocessor and Microcontroller	Prof. Pankaj Taklikar	84.76%
Analog Circuit Design	Prof. Waseem Khanooni	89.51%
Communication Electronics	Prof. Rasika Belsare	80.27%
Industrial Economics and Entrepreneurship Development	Prof. Yogesh Dhoke	80.76%
Microprocessor and Microcontroller (PR)	Batch 1	79.16%
	Batch 2	68.80%
	Batch 3	86.50%
Analog Circuit Design (PR)	Batch 1	79.89%
	Batch 2	80.00%
	Batch 3	95.00%
Communication Electronics (PR)	Batch 1	78.11%
	Batch 2	78.80%
	Batch 3	88.00%

Prof. Yogesh Sharma
Feedback Incharge

Dr. Abhay R. Kasetwar
Head of Department



S. B. Jain Institute of Technology, Management & Research, Nagpur
Department of Electronics & Telecommunication Engineering

"Emerge as a center for quality education in Electronics & Telecommunication Engineering, so as to create competent professionals"

Academic Session 2020-21 (ODD)

Student Feedback-II Report


Date: 10/12/2020

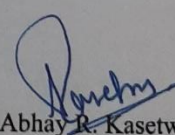
Class: 3rd Year / 5th Semester (Section-B)

Class Incharge: Dr. Trupti Nagrare

No. of students participated in feedback: 36

Subject	Faculty Incharge	% Feedback
Antenna Wave Propagation	Prof. Sheetal Mungale	76.56%
Microprocessor and Microcontroller	Dr. Trupti Nagrare	75.50%
Analog Circuit Design	Prof. Waseem Khanooni	88.83%
Communication Electronics	Prof. Rasika Belsare	79.56%
Industrial Economics and Entrepreneurship Development	Prof. Yogesh Dhoke	77.33%
Microprocessor and Microcontroller (PR)	Batch 1	76.50%
	Batch 2	76.92%
	Batch 3	73.64%
Analog Circuit Design (PR)	Batch 1	86.67%
	Batch 2	83.38%
	Batch 3	89.09%
Communication Electronics (PR)	Batch 1	80.67%
	Batch 2	75.85%
	Batch 3	84.55%


Prof. Yogesh Sharma
Feedback Incharge


Dr. Abhay R. Kasetwar
Head of Department



S. B. Jain Institute of Technology, Management & Research, Nagpur
Department of Electronics & Telecommunication Engineering

"Emerge as a center for quality education in Electronics & Telecommunication Engineering, so as to create competent professionals"

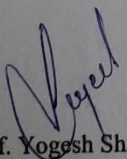
Academic Session 2020-21 (ODD)


Student Feedback-II Report

Date: 10/12/2020

Class: 4th Year / 7th Semester (Section-A)
Class Incharge: Prof. Amit Kale
No. of students participated in feedback: 49

Subject	Faculty Incharge	% Feedback
DSP Processor and Architecture	Prof. Pravin Pardhi	74.45%
Television and Video Engineering	Prof. Amit Kale	80.04%
Optical Communication	Prof. Yogesh Sharma	81.71%
Advanced Digital System Design	Prof. Nicky Balani	83.55%
VLSI Signal Processing (Elective-I)	Prof. Mayur Tembhurney	77.55%
DSP Processor and Architecture (PR)	Batch 1	83.88%
	Batch 2	70.71%
	Batch 3	73.33%
Television and Video Engineering (PR)	Batch 1	90.59%
	Batch 2	73.65%
	Batch 3	73.07%
Advanced Digital System Design (PR)	Batch 1	86.59%
	Batch 2	80.82%
	Batch 3	71.20%


Prof. Yogesh Sharma
Feedback Incharge


Dr. Abhay R. Kasetwar
Head of Department



S. B. Jain Institute of Technology, Management & Research, Nagpur
Department of Electronics & Telecommunication Engineering

"Emerge as a center for quality education in Electronics & Telecommunication Engineering, so as to create competent professionals"


Academic Session 2020-21 (ODD)


Student Feedback-II Report

Date: 10/12/2020

Class: 4th Year / 7th Semester (Section-B)
Class Incharge: Prof. Mayur Tembhurney
No. of students participated in feedback: 44

Subject	Faculty Incharge	% Feedback
DSP Processor and Architecture	Prof. Pravin Pardhi	74.32%
Television and Video Engineering	Prof. Amit Kale	78.50%
Optical Communication	Prof. Yogesh Sharma	77.09%
Advanced Digital System Design	Dr. Abhay Kasetwar	81.14%
VLSI Signal Processing (Elective-I)	Prof. Mayur Tembhurney	76.09%
DSP Processor and Architecture (PR)	Batch 1	69.07%
	Batch 2	84.00%
	Batch 3	74.44%
Television and Video Engineering (PR)	Batch 1	73.07%
	Batch 2	85.09%
	Batch 3	76.67%
Advanced Digital System Design (PR)	Batch 1	73.60%
	Batch 2	84.55%
	Batch 3	76.11%


Prof. Yogesh Sharma
Feedback Incharge


Dr. Abhay R. Kasetwar
Head of Department



S. B. Jain Institute of Technology, Management & Research, Nagpur
Department of Electronics & Telecommunication Engineering

"Emerge as a center for quality education in Electronics & Telecommunication Engineering, so as to create competent professionals"

Academic Session 2020-21 (ODD)

Student Feedback-II Report

Date: 10/12/2020

Class: 2nd Year / 3rd Semester (Section-A)

Class Incharge: Prof. Waseem Akram

No. of students participated in feedback: 39

Subject	Faculty Incharge	% Feedback
Applied Mathematics - III	Dr. Himanshu Roy	82.15%
Electronic Devices and Circuits	Prof. Mohd. Naushad	79.18%
Electronic Measurement and Instrumentation	Prof. Kiran Barapatre	83.38%
Object Oriented Programming and Data Structures	Prof. Vivek Deshmukh	77.03%
Network Analysis and Synthesis	Prof. Waseem Akram	85.79%
Electronic Devices and Circuits (PR)	Batch 1	76.48%
	Batch 2	80.86%
	Batch 3	90.00%
Electronic Measurement and Instrumentation (PR)	Batch 1	77.71%
	Batch 2	83.14%
	Batch 3	85.00%
Object Oriented Programming and Data Structures (PR)	Batch 1	74.00%
	Batch 2	72.43%
	Batch 3	85.00%

Prof. Yogesh Sharma
Feedback Incharge

Dr. Abhay R. Kasetwar
Head of Department



S. B. Jain Institute of Technology, Management & Research, Nagpur
Department of Electronics & Telecommunication Engineering

"Emerge as a center for quality education in Electronics & Telecommunication Engineering, so as to create competent professionals"

Academic Session 2020-21 (ODD)

Student Feedback-II Report

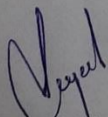
Date: 10/12/2020


Class: 2nd Year / 3rd Semester (Section-B)

Class Incharge: Prof. Kiran Barapatre

No. of students participated in feedback: 38

Subject	Faculty Incharge	% Feedback
Applied Mathematics - III	Dr. Himanshu Roy	70.58%
Electronic Devices and Circuits	Prof. Mohd. Naushad	75.63%
Electronic Measurement and Instrumentation	Prof. Kiran Barapatre	81.63%
Object Oriented Programming and Data Structures	Prof. Vivek Deshmukh	74.68%
Network Analysis and Synthesis	Prof. Waseem Akram	80.16%
Electronic Devices and Circuits (PR)	Batch 1	73.47%
	Batch 2	79.47%
	Batch 3	77.00%
Electronic Measurement and Instrumentation (PR)	Batch 1	75.60%
	Batch 2	80.53%
	Batch 3	80.75%
Object Oriented Programming and Data Structures (PR)	Batch 1	74.67%
	Batch 2	78.80%
	Batch 3	81.50%


Prof. Yogesh Sharma
Feedback Incharge


Dr. Abhay R. Kasetwar
Head of Department



S. B. Jain Institute of Technology, Management & Research, Nagpur
Department of Electronics & Telecommunication Engineering

"Emerge as a center for quality education in Electronics & Telecommunication Engineering, so as to create competent professionals"

Academic Session 2020-21 (ODD)

Report on Action Taken (Academic Feedback-II)

Date: 24/12/2020

- Academic feedback has been discussed with respective subject faculties after feedback analysis. Action plan for further improvements was provided by respective faculties and further followed by appropriate remarks by Head of Department.
- Faculties with average feedback have been counseled for shortcomings and suggestions were advised by Head of Department.
- It was observed that there were issues in Practical Batch A2 and B1 of DSP Processor and Architecture subject of 7th Semester and Practical Batch A2 of Microprocessor and Microcontroller subject of 5th Semester. Also there were issues in 3rd Semester Section-Bin Applied Mathematics subject. Respective faculties were counseled based on the findings while interacting with them.
- Also faculties with excellent feedback have been appreciated by Head of Department with appreciation letters for their efforts in order to motivate them.

Dr. Abhay R. Kasetwar

Head of Department

Student Satisfaction Survey



S. B. Jain Institute of Technology, Management & Research, Nagpur

Department of Electronics & Telecommunication Engineering

"Emerge as a center for quality education in Electronics & Telecommunication Engineering, so as to create competent professionals"

Academic Session 2020-21 (ODD)

Student Satisfaction Survey Report

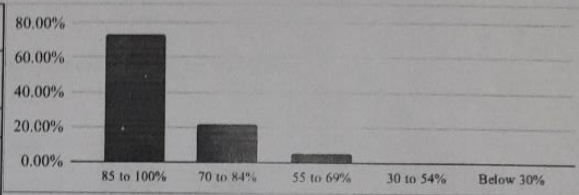
Date: 24/12/2020

Class: 2nd Year / 3rd Semester (Section-A)
 Class Incharge: Prof. Waseem Akram
 No. of Participants involved in Feedback: 42

PART-A: Teaching Learning Process

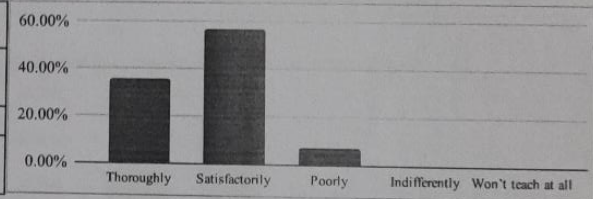
1. How much of the syllabus was covered in the class?

Response	% Response	% Satisfaction
85 to 100%	73.81%	92.26%
70 to 84%	21.43%	
55 to 69%	4.76%	Remark
30 to 54%	0.00%	
Below 30%	0.00%	Excellent



2. How well did the teachers prepare for the classes?

Response	% Response	% Satisfaction
Thoroughly	35.71%	82.14%
Satisfactorily	57.14%	
Poorly	7.14%	Remark
Indifferently	0.00%	
Won't teach at all	0.00%	Very Good



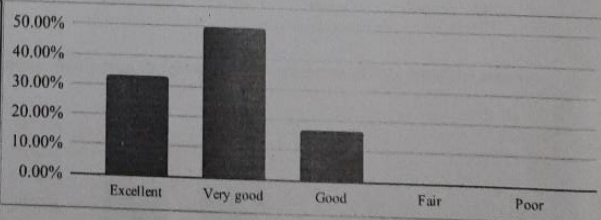
3. How well were the teachers able to communicate?

Response	% Response	% Satisfaction
Always effective	54.76%	85.71%
Sometimes effective	35.71%	
Just satisfactorily	7.14%	Remark
Generally ineffective	2.38%	
Very poor communication	0.00%	Excellent



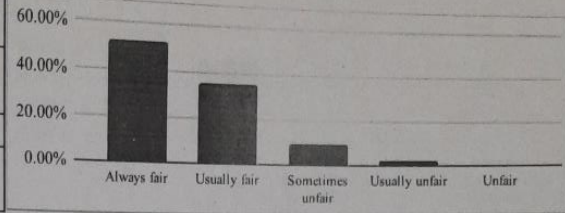
4. The teacher's approach to teaching can best be described as

Response	% Response	% Satisfaction
Excellent	33.33%	79.17%
Very good	50.00%	
Good	16.67%	Remark
Fair	0.00%	
Poor	0.00%	Very Good



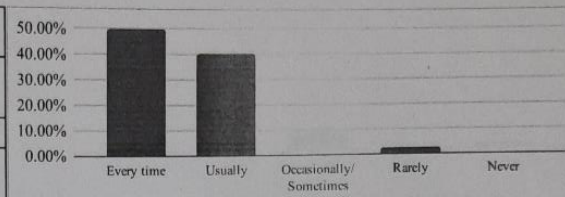
5. Fairness of the internal evaluation process by the teachers.

Response	% Response	% Satisfaction
Always fair	52.38%	84.52%
Usually fair	35.71%	
Sometimes unfair	9.52%	Remark
Usually unfair	2.38%	
Unfair	0.00%	Very Good



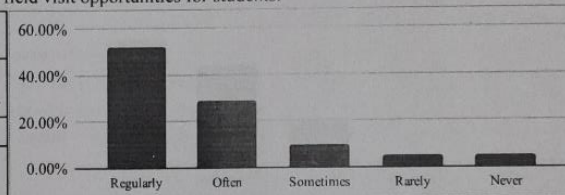
6. Was your performance in assignments discussed with you?

Response	% Response	% Satisfaction
Every time	50.00%	87.18%
Usually	40.48%	
Occasionally/ Sometimes	0.00%	Remark
Rarely	2.38%	
Never	0.00%	Excellent



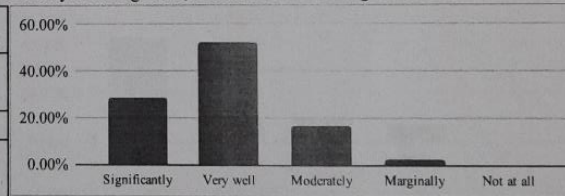
7. The institute takes active interest in promoting internship, field visit opportunities for students.

Response	% Response	% Satisfaction
Regularly	52.38%	79.76%
Often	28.57%	
Sometimes	9.52%	Remark
Rarely	4.76%	
Never	4.76%	Very Good



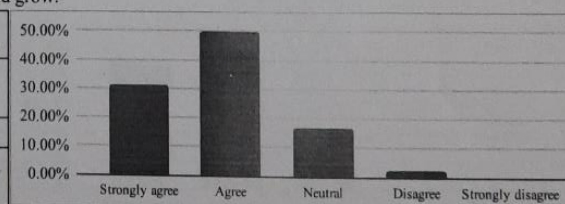
8. The teaching and mentoring process in your institution facilitates you in cognitive, social and emotional growth.

Response	% Response	% Satisfaction
Significantly	28.57%	76.79%
Very well	52.38%	
Moderately	16.67%	Remark
Marginally	2.38%	
Not at all	0.00%	Very Good



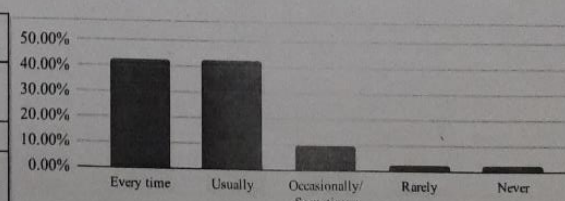
9. The institution provides multiple opportunities to learn and grow.

Response	% Response	% Satisfaction
Strongly agree	30.95%	77.38%
Agree	50.00%	
Neutral	16.67%	Remark
Disagree	2.38%	
Strongly disagree	0.00%	Very Good



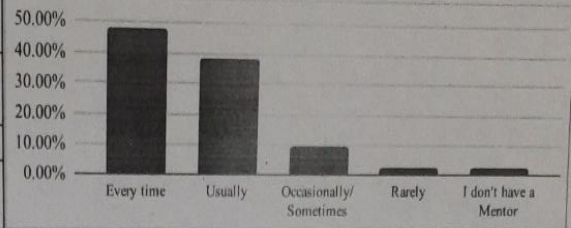
10. Teachers inform you about your expected competencies, course outcomes and programme outcomes and review the course syllabus in the class.

Response	% Response	% Satisfaction
Every time	42.86%	80.36%
Usually	42.86%	
Occasionally/ Sometimes	9.52%	Remark
Rarely	2.38%	
Never	2.38%	Very Good



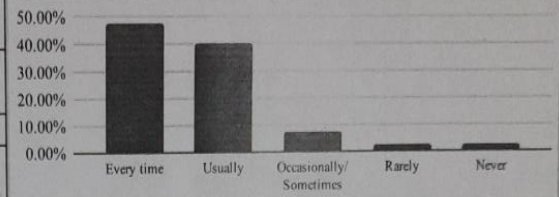
11. Your mentor does a necessary follow-up with an assigned task to you.

Response	% Response	% Satisfaction
Every time	47.62%	81.55%
Usually	38.10%	
Occasionally/ Sometimes	9.52%	Remark
Rarely	2.38%	Very Good
I don't have a Mentor	2.38%	



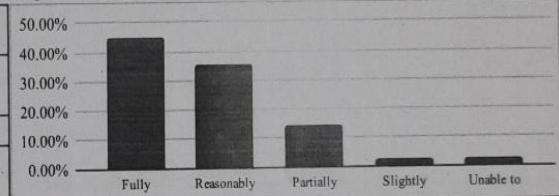
12. The teachers illustrate the concepts through examples and applications.

Response	% Response	% Satisfaction
Every time	47.62%	82.14%
Usually	40.48%	
Occasionally/ Sometimes	7.14%	Remark
Rarely	2.38%	Very Good
Never	2.38%	



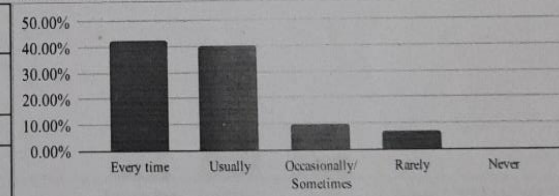
13. The teachers identify your strengths and encourage you with providing right level of challenges.

Response	% Response	% Satisfaction
Fully	45.24%	79.76%
Reasonably	35.71%	
Partially	14.29%	Remark
Slightly	2.38%	Very Good
Unable to	2.38%	



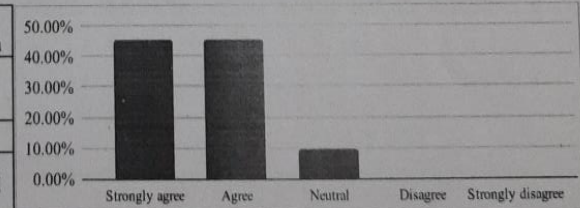
14. Teachers are able to identify your weaknesses and help you to overcome them.

Response	% Response	% Satisfaction
Every time	42.86%	79.76%
Usually	40.48%	
Occasionally/ Sometimes	9.52%	Remark
Rarely	7.14%	Very Good
Never	0.00%	



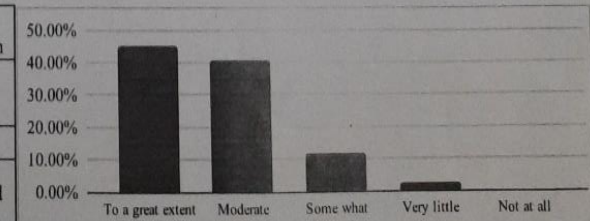
15. The institution makes effort to engage students in the monitoring, review and continuous quality improvement of the teaching learning process.

Response	% Response	% Satisfaction
Strongly agree	45.24%	83.93%
Agree	45.24%	
Neutral	9.52%	Remark
Disagree	0.00%	Very Good
Strongly disagree	0.00%	



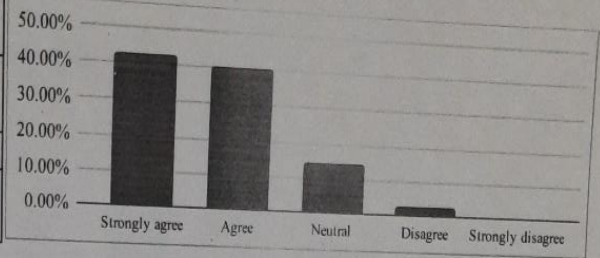
16. The institute/ teachers use student centric methods, such as experiential learning, participative learning and problem solving methodologies for enhancing learning experiences.

Response	% Response	% Satisfaction
To a great extent	45.24%	82.14%
Moderate	40.48%	
Some what	11.90%	Remark
Very little	2.38%	Very Good
Not at all	0.00%	



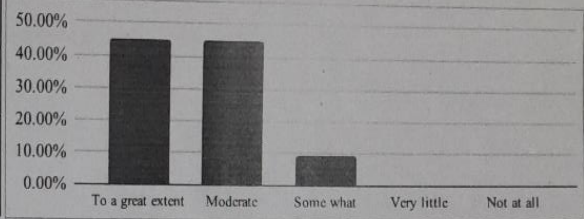
17. Teachers encourage you to participate in extracurricular activities.

Response	% Response	% Satisfaction
Strongly agree	42.86%	80.95%
Agree	40.48%	
Neutral	14.29%	Remark
Disagree	2.38%	
Strongly disagree	0.00%	Very Good



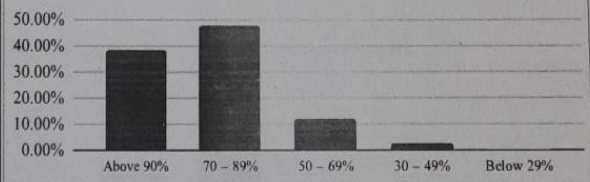
18. Efforts are made by the institute/ teachers to inculcate soft skills, life skills and employability skills to make you ready for the world of work.

Response	% Response	% Satisfaction
To a great extent	45.24%	83.93%
Moderate	45.24%	
Some what	9.52%	Remark
Very little	0.00%	
Not at all	0.00%	



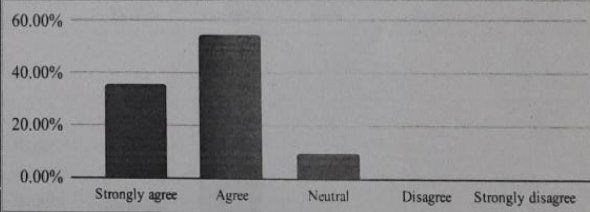
19. What percentage of teachers use ICT tools such as LCD projector, Multimedia, etc. while teaching.

Response	% Response	% Satisfaction
Above 90%	38.10%	80.36%
70 - 89%	47.62%	
50 - 69%	11.90%	Remark
30 - 49%	2.38%	
Below 29%	0.00%	Very Good



20. The overall quality of teaching-learning process in your institute is very good.

Response	% Response	% Satisfaction
Strongly agree	35.71%	81.55%
Agree	54.76%	
Neutral	9.52%	Remark
Disagree	0.00%	
Strongly disagree	0.00%	Very Good



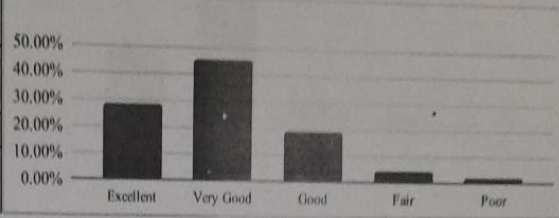
21. Give three observation / suggestions to improve the overall teaching - learning experience in your institution. (Observation/Suggestion may also be a review of any course content of the syllabus/ Content you would have wished to learn).

- 1 Every faculty have very good teaching skills
- 2 Faculties heve very supportive attitude.
- 3 Use of white board for explaining the concept
- 4 More attention on sports and other activities would be great.
- 5 Overall teaching is going good but some time Time issues are there

PART-B: Institutional Facilities and Support

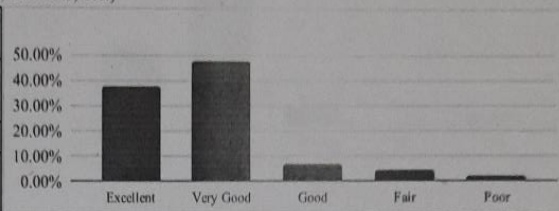
1 Adequacy of Laboratory facilities during online teaching learning

Response	% Response	% Satisfaction
Excellent	28.57%	78.57%
Very Good	45.24%	
Good	19.05%	Remark
Fair	4.76%	
Poor	2.38%	
		Very Good



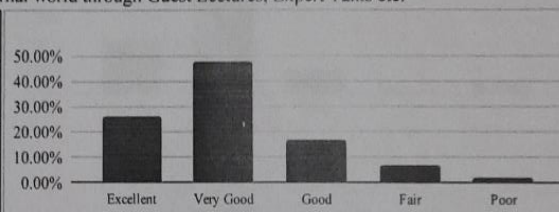
2 Availability of learning resources (PPTs, PDFs, notes, contents, etc.)

Response	% Response	% Satisfaction
Excellent	38.10%	82.86%
Very Good	47.62%	
Good	7.14%	Remark
Fair	4.76%	
Poor	2.38%	
		Very Good



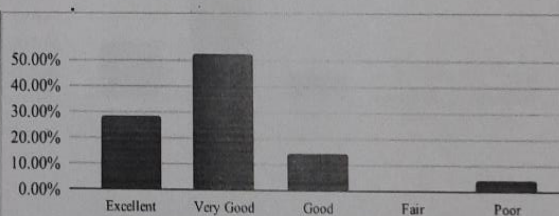
3 Mechanism and approach to provide exposure to external world through Guest Lectures, Expert Talks etc.

Response	% Response	% Satisfaction
Excellent	26.19%	77.62%
Very Good	47.62%	
Good	16.67%	Remark
Fair	7.14%	
Poor	2.38%	
		Very Good



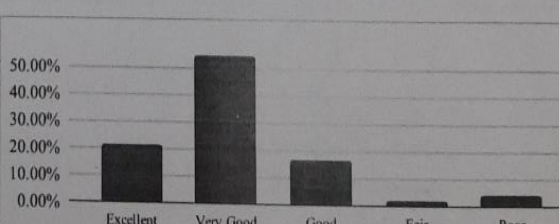
4 IT connectivity with Faculties during online classes.

Response	% Response	% Satisfaction
Excellent	28.57%	80.00%
Very Good	52.38%	
Good	14.29%	Remark
Fair	0.00%	
Poor	4.76%	
		Very Good




5 Overall approach and commitment of the Department towards providing quality Technical and Professional Education.

Response	% Response	% Satisfaction
Excellent	21.43%	77.14%
Very Good	54.76%	
Good	16.67%	Remark
Fair	2.38%	
Poor	4.76%	
		Very Good




6 Mechanism and approach to deal with students/parents grievances

Response	% Response	% Satisfaction
Excellent	26.19%	80.00%
Very Good	57.14%	
Good	9.52%	Remark
Fair	4.76%	Very Good
Poor	2.38%	



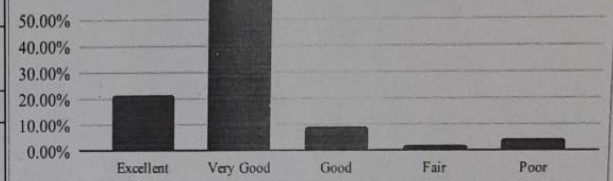
7 Students Guidance and mentoring facilities

Response	% Response	% Satisfaction
Excellent	30.95%	81.90%
Very Good	57.14%	
Good	7.14%	Remark
Fair	0.00%	Very Good
Poor	4.76%	



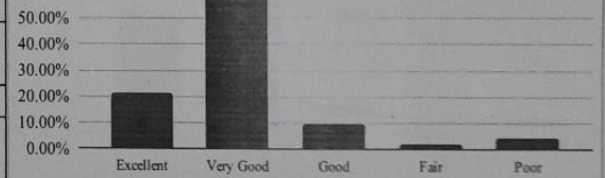
8 Use of modern tools and methods

Response	% Response	% Satisfaction
Excellent	28.57%	81.90%
Very Good	59.52%	
Good	7.14%	Remark
Fair	2.38%	Very Good
Poor	2.38%	



9 Library Facility

Response	% Response	% Satisfaction
Excellent	21.43%	78.57%
Very Good	61.90%	
Good	9.52%	Remark
Fair	2.38%	Very Good
Poor	4.76%	




Suggestions-

- 1 Interact with everyone
- 2 Recorded Lectures

(Signature)
 Prof. Yogesh S. Sharma
 Feedback Incharge

(Signature)
 Dr. Abhay R. Kasetwar
 Head of Department



S. B. Jain Institute of Technology, Management & Research, Nagpur
 Department of Electronics & Telecommunication Engineering

"Emerge as a center for quality education in Electronics & Telecommunication Engineering, so as to create competent professionals"

Academic Session 2020-21 (ODD)
 Student Satisfaction Survey Report

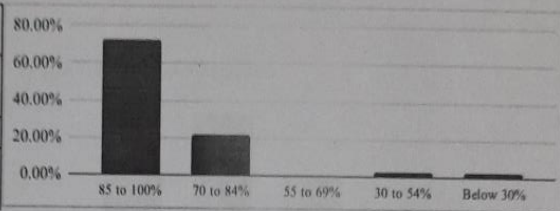
Date: 24/12/2020

Class: 2nd Year / 3rd Semester (Section-B)
 Class Incharge: Prof. Kiran Barapatre
 No. of Participants involved in Feedback: 37

PART-A: Teaching Learning Process

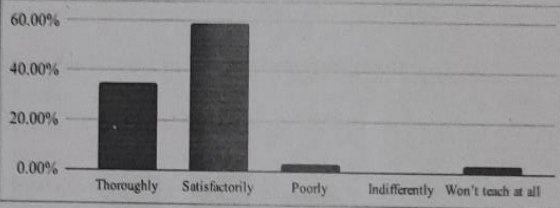
1. How much of the syllabus was covered in the class?

Response	% Response	% Satisfaction
85 to 100%	72.97%	89.86%
70 to 84%	21.62%	
55 to 69%	0.00%	Remark
30 to 54%	2.70%	
Below 30%	2.70%	
		Excellent



2. How well did the teachers prepare for the classes?

Response	% Response	% Satisfaction
Thoroughly	35.14%	81.08%
Satisfactorily	59.46%	
Poorly	2.70%	Remark
Indifferently	0.00%	
Won't teach at all	2.70%	
		Very Good



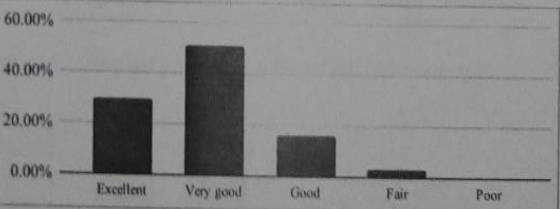
3. How well were the teachers able to communicate?

Response	% Response	% Satisfaction
Always effective	45.95%	82.43%
Sometimes effective	43.24%	
Just satisfactorily	8.11%	Remark
Generally ineffective	0.00%	
Very poor communication	2.70%	
		Very Good



4. The teacher's approach to teaching can best be described as

Response	% Response	% Satisfaction
Excellent	29.73%	77.03%
Very good	51.35%	
Good	16.22%	Remark
Fair	2.70%	
Poor	0.00%	
		Very Good



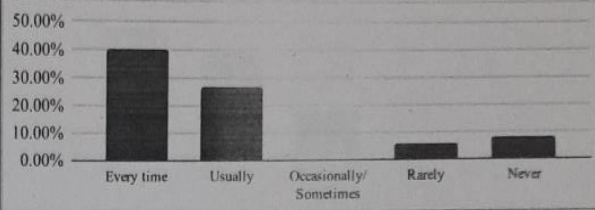
5. Fairness of the internal evaluation process by the teachers.

Response	% Response	% Satisfaction
Always fair	45.95%	82.43%
Usually fair	43.24%	
Sometimes unfair	8.11%	Remark
Usually unfair	0.00%	Very Good
Unfair	2.70%	



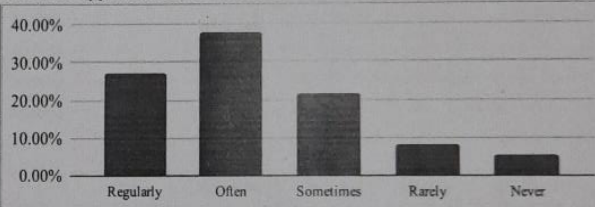
6. Was your performance in assignments discussed with you?

Response	% Response	% Satisfaction
Every time	40.54%	76.67%
Usually	27.03%	
Occasionally/ Sometimes	0.00%	Remark
Rarely	5.41%	Very Good
Never	8.11%	



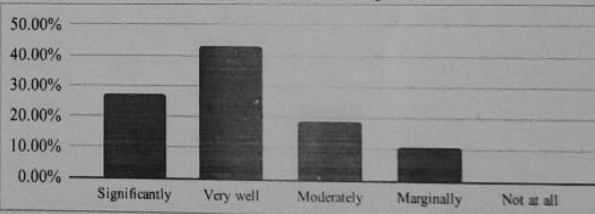
7. The institute takes active interest in promoting internship, field visit opportunities for students.

Response	% Response	% Satisfaction
Regularly	27.03%	68.24%
Often	37.84%	
Sometimes	21.62%	Remark
Rarely	8.11%	Good
Never	5.41%	



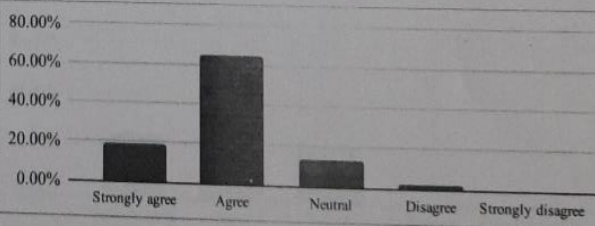
8. The teaching and mentoring process in your institution facilitates you in cognitive, social and emotional growth.

Response	% Response	% Satisfaction
Significantly	27.03%	71.62%
Very well	43.24%	
Moderately	18.92%	Remark
Marginally	10.81%	Very Good
Not at all	0.00%	



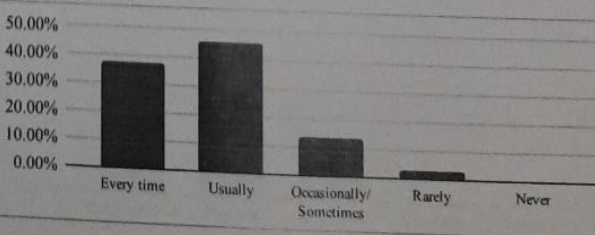
9. The institution provides multiple opportunities to learn and grow.

Response	% Response	% Satisfaction
Strongly agree	18.92%	75.00%
Agree	64.86%	
Neutral	13.51%	Remark
Disagree	2.70%	Very Good
Strongly disagree	0.00%	



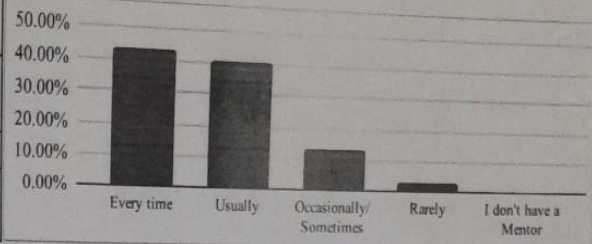
10. Teachers inform you about your expected competencies, course outcomes and programme outcomes and review the course syllabus in the class.

Response	% Response	% Satisfaction
Every time	37.84%	79.73%
Usually	45.95%	
Occasionally/ Sometimes	13.51%	Remark
Rarely	2.70%	Very Good
Never	0.00%	



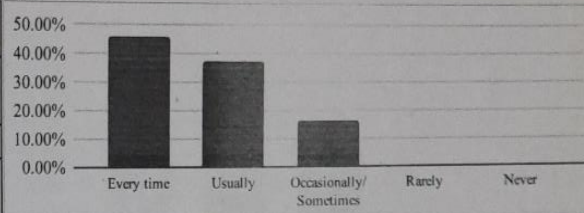
11. Your mentor does a necessary follow-up with an assigned task to you.

Response	% Response	% Satisfaction
Every time	43.24%	81.08%
Usually	40.54%	
Occasionally/ Sometimes	13.51%	Remark
Rarely	2.70%	Very Good
I don't have a Mentor	0.00%	



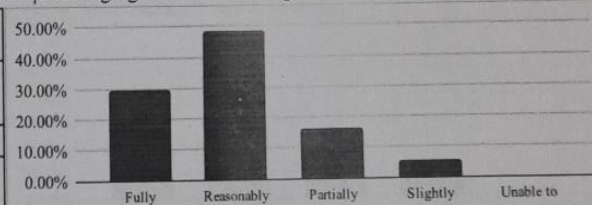
12. The teachers illustrate the concepts through examples and applications.

Response	% Response	% Satisfaction
Every time	45.95%	82.43%
Usually	37.84%	
Occasionally/ Sometimes	16.22%	Remark
Rarely	0.00%	Very Good
Never	0.00%	



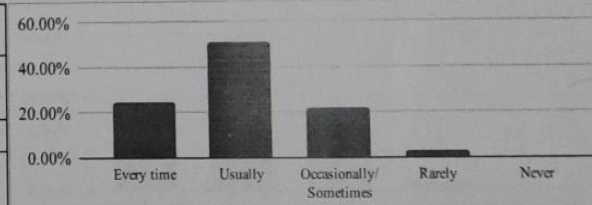
13. The teachers identify your strengths and encourage you with providing right level of challenges.

Response	% Response	% Satisfaction
Fully	29.73%	75.68%
Reasonably	48.65%	
Partially	16.22%	Remark
Slightly	5.41%	Very Good
Unable to	0.00%	



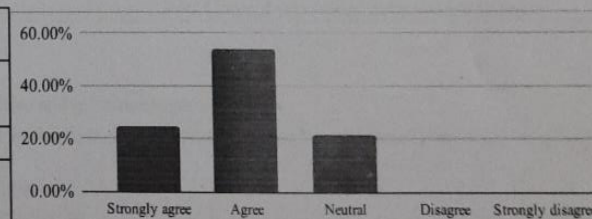
14. Teachers are able to identify your weaknesses and help you to overcome them.

Response	% Response	% Satisfaction
Every time	24.32%	74.32%
Usually	51.35%	
Occasionally/ Sometimes	21.62%	Remark
Rarely	2.70%	Very Good
Never	0.00%	



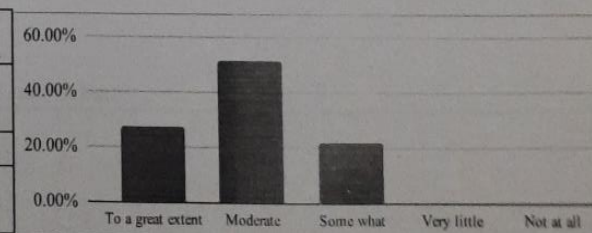
15. The institution makes effort to engage students in the monitoring, review and continuous quality improvement of the teaching learning process.

Response	% Response	% Satisfaction
Strongly agree	24.32%	75.68%
Agree	54.05%	
Neutral	21.62%	Remark
Disagree	0.00%	Very Good
Strongly disagree	0.00%	



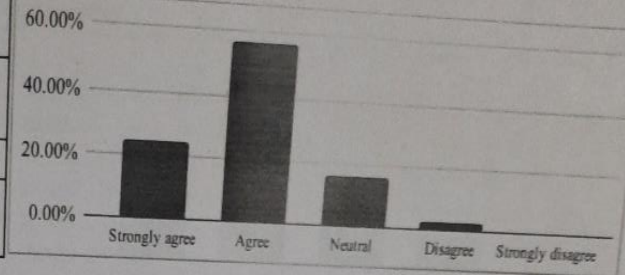
16. The institute/ teachers use student centric methods, such as experiential learning, participative learning and problem solving methodologies for enhancing learning experiences.

Response	% Response	% Satisfaction
To a great extent	27.03%	76.35%
Moderate	51.35%	
Some what	21.62%	Remark
Very little	0.00%	Very Good
Not at all	0.00%	



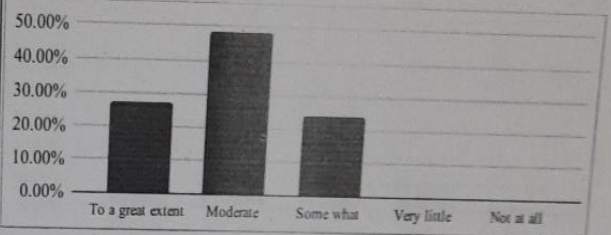
17. Teachers encourage you to participate in extracurricular activities.

Response	% Response	% Satisfaction
Strongly agree	24.32%	75.68%
Agree	56.76%	
Neutral	16.22%	Remark
Disagree	2.70%	Very Good
Strongly disagree	0.00%	



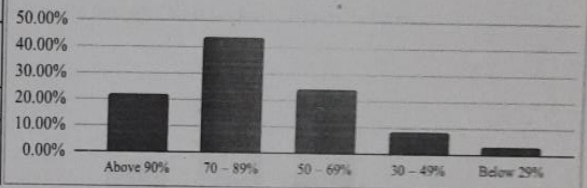
18. Efforts are made by the institute/ teachers to inculcate soft skills, life skills and employability skills to make you ready for the world of work.

Response	% Response	% Satisfaction
To a great extent	27.03%	75.68%
Moderate	48.65%	
Some what	24.32%	Remark
Very little	0.00%	Very Good
Not at all	0.00%	



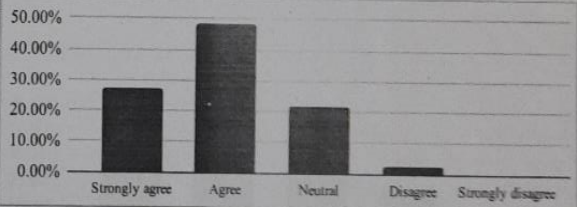
19. What percentage of teachers use ICT tools such as LCD projector, Multimedia, etc. while teaching.

Response	% Response	% Satisfaction
Above 90%	21.62%	68.24%
70 - 89%	43.24%	
50 - 69%	24.32%	Remark
30 - 49%	8.11%	Good
Below 29%	2.70%	



20. The overall quality of teaching-learning process in your institute is very good.

Response	% Response	% Satisfaction
Strongly agree	27.03%	75.00%
Agree	48.65%	
Neutral	21.62%	Remark
Disagree	2.70%	Very Good
Strongly disagree	0.00%	



21. Give three observation / suggestions to improve the overall teaching - learning experience in your institution.

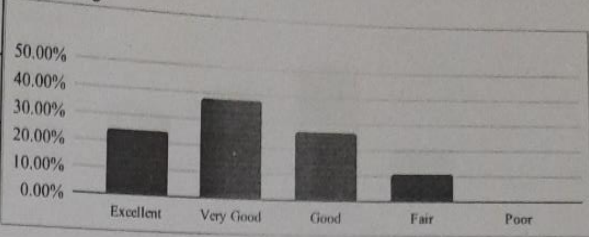
(Observation/Suggestion may also be a review of any course content of the syllabus/ Content you would have wished to learn).

- 1 By giving more focus on weak students
- 2 Improve the content presentation
- 3 Some kind of activities to make everyone more attentive and guidance regarding future
- 4 I'm unable to attend all the activities and regular classes due to lack of network issues so I can't blame to my teachers or any other.. or institute...
- 5 Mathematics needs improvement not just solve question teaching the topic more geometrical meaning and content wise
- 6 Teacher should teach about development of projects based on our learning
- 7 The teachers are good with techniques and the concept are understandable. A little more illustration of topics will help, in getting relatable to concept.
- 8 Practical knowledge application
- 8 Money making
- 9 Thank you Teachers for your Efforts to teach us and make us learn

PART-B: Institutional Facilities and Support

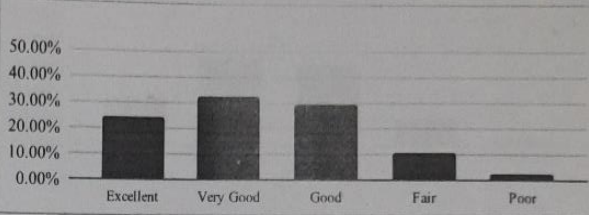
1 Adequacy of Laboratory facilities during online teaching learning

Response	% Response	% Satisfaction
Excellent	24.32%	75.14%
Very Good	37.84%	
Good	27.03%	Remark
Fair	10.81%	Very Good
Poor	0.00%	



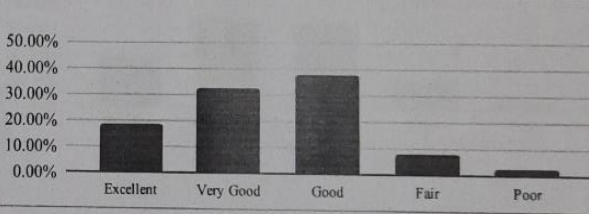
2 Availability of learning resources (PPTs, PDFs, notes, contents, etc.)

Response	% Response	% Satisfaction
Excellent	24.32%	72.97%
Very Good	32.43%	
Good	29.73%	Remark
Fair	10.81%	Very Good
Poor	2.70%	



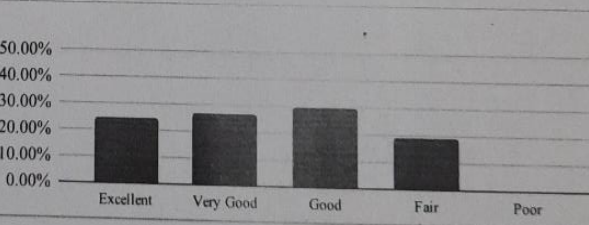
3 Mechanism and approach to provide exposure to external world through Guest Lectures, Expert Talks etc.

Response	% Response	% Satisfaction
Excellent	18.92%	71.35%
Very Good	32.43%	
Good	37.84%	Remark
Fair	8.11%	Very Good
Poor	2.70%	



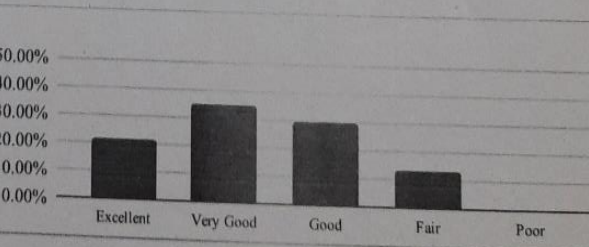
4 IT connectivity with Faculties during online classes.

Response	% Response	% Satisfaction
Excellent	24.32%	71.35%
Very Good	27.03%	
Good	29.73%	Remark
Fair	18.92%	Very Good
Poor	0.00%	



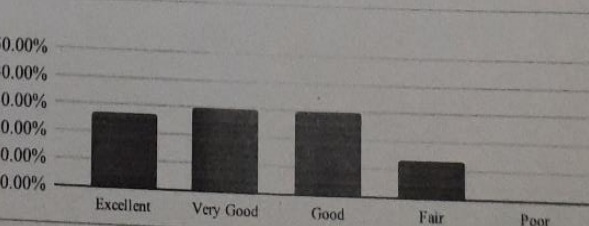
5 Overall approach and commitment of the Department towards providing quality Technical and Professional Education.

Response	% Response	% Satisfaction
Excellent	21.62%	72.97%
Very Good	35.14%	
Good	29.73%	Remark
Fair	13.51%	Very Good
Poor	0.00%	



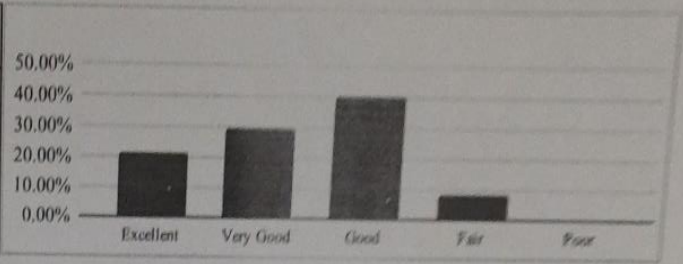
6 Mechanism and approach to deal with students/parents grievances

Response	% Response	% Satisfaction
Excellent	27.03%	74.05%
Very Good	29.73%	
Good	29.73%	Remark
Fair	13.51%	Very Good
Poor	0.00%	



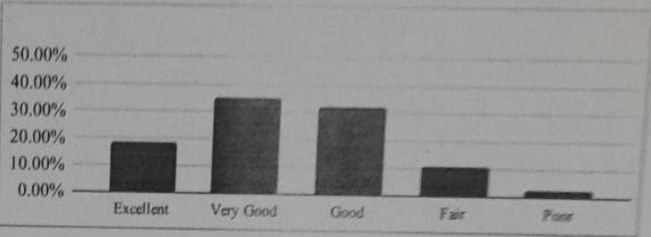
7 Students Guidance and mentoring facilities

Response	% Response	% Satisfaction
Excellent	21.62%	72.97%
Very Good	29.73%	
Good	40.54%	Remark
Fair	8.11%	Very Good
Poor	0.00%	



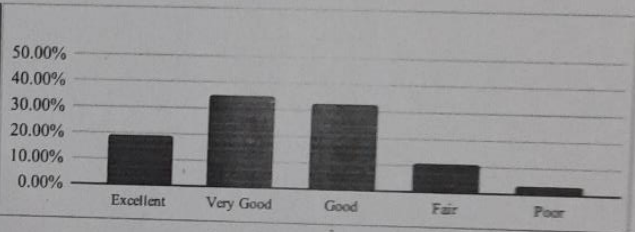
8 Use of modern tools and methods

Response	% Response	% Satisfaction
Excellent	24.32%	74.05%
Very Good	35.14%	
Good	27.03%	Remark
Fair	13.51%	Very Good
Poor	0.00%	



9 Library Facility

Response	% Response	% Satisfaction
Excellent	18.92%	71.35%
Very Good	35.14%	
Good	32.43%	Remark
Fair	10.81%	Very Good
Poor	2.70%	



Suggestions-

- 1 By encouraging students about studies
- 2 Spdp meetings should be informative
Updated syllabus should be taught

Yogesh S. Sharma
Prof. Yogesh S. Sharma
Feedback Incharge

Dr. Abhay R. Kasetwar
Dr. Abhay R. Kasetwar
Head of Department



S. B. Jain Institute of Technology, Management & Research, Nagpur
Department of Electronics & Telecommunication Engineering

"Emerge as a center for quality education in Electronics & Telecommunication Engineering, so as to create competent professionals"

Academic Session 2020-21 (ODD)
Student Satisfaction Survey Report

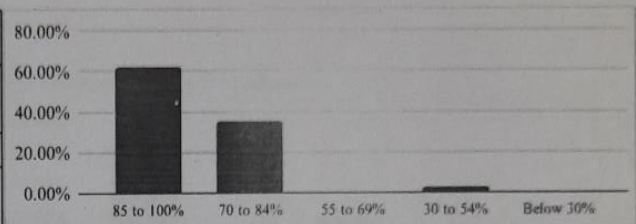
Date: 24/12/2020

Class: 3rd Year / 5th Semester (Section-A)
Class Incharge: Prof. Rasika Belsare
No. of Participants involved in Feedback: 40

PART-A: Teaching Learning Process

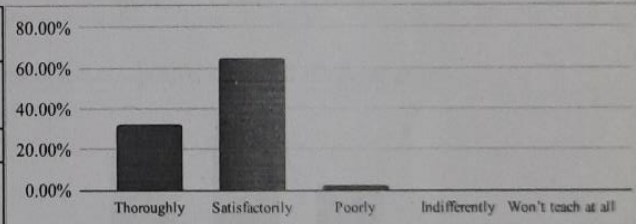
1. How much of the syllabus was covered in the class?

Response	% Response	% Satisfaction
85 to 100%	62.50%	89.38%
70 to 84%	35.00%	
55 to 69%	0.00%	Remark
30 to 54%	2.50%	Excellent
Below 30%	0.00%	



2. How well did the teachers prepare for the classes?

Response	% Response	% Satisfaction
Thoroughly	32.50%	82.50%
Satisfactorily	65.00%	
Poorly	2.50%	Remark
Indifferently	0.00%	Very Good
Won't teach at all	0.00%	



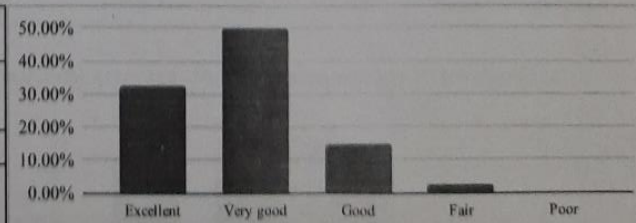
3. How well were the teachers able to communicate?

Response	% Response	% Satisfaction
Always effective	65.00%	89.38%
Sometimes effective	27.50%	
Just satisfactorily	7.50%	Remark
Generally ineffective	0.00%	Excellent
Very poor communication	0.00%	



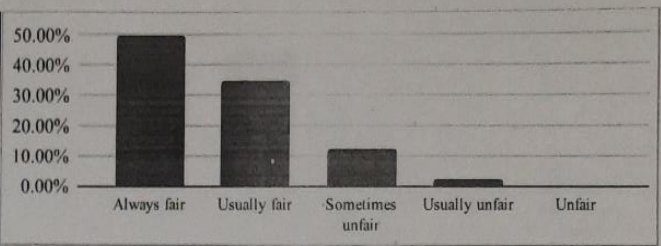
4. The teacher's approach to teaching can best be described as

Response	% Response	% Satisfaction
Excellent	32.50%	78.13%
Very good	50.00%	
Good	15.00%	Remark
Fair	2.50%	Very Good
Poor	0.00%	



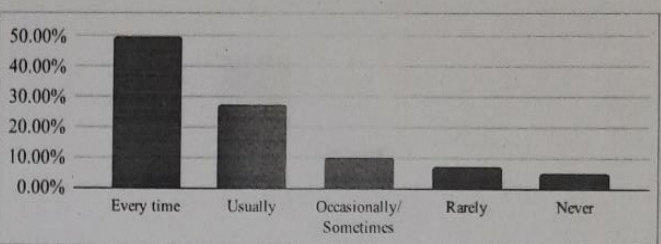
5. Fairness of the internal evaluation process by the teachers.

Response	% Response	% Satisfaction
Always fair	50.00%	83.13%
Usually fair	35.00%	
Sometimes unfair	12.50%	Remark
Usually unfair	2.50%	Very Good
Unfair	0.00%	



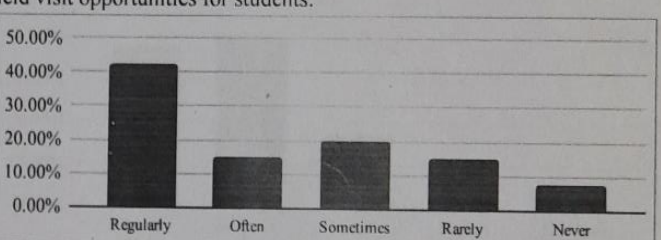
6. Was your performance in assignments discussed with you?

Response	% Response	% Satisfaction
Every time	50.00%	77.50%
Usually	27.50%	
Occasionally/ Sometimes	10.00%	Remark
Rarely	7.50%	Very Good
Never	5.00%	



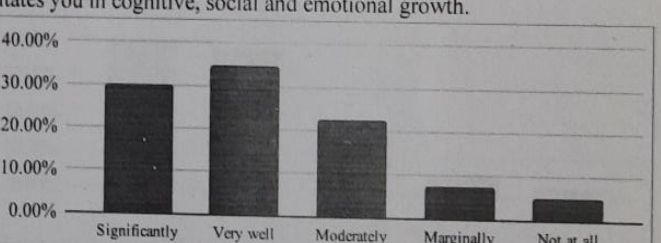
7. The institute takes active interest in promoting internship, field visit opportunities for students.

Response	% Response	% Satisfaction
Regularly	42.50%	67.50%
Often	15.00%	
Sometimes	20.00%	Remark
Rarely	15.00%	Good
Never	7.50%	




8. The teaching and mentoring process in your institution facilitates you in cognitive, social and emotional growth.

Response	% Response	% Satisfaction
Significantly	30.00%	69.38%
Very well	35.00%	
Moderately	22.50%	Remark
Marginally	7.50%	Good
Not at all	5.00%	



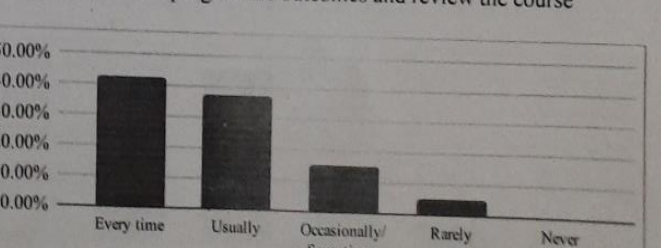
9. The institution provides multiple opportunities to learn and grow.

Response	% Response	% Satisfaction
Strongly agree	32.50%	74.38%
Agree	35.00%	
Neutral	30.00%	Remark
Disagree	2.50%	Very Good
Strongly disagree	0.00%	




10. Teachers inform you about your expected competencies, course outcomes and programme outcomes and review the course syllabus in the class.

Response	% Response	% Satisfaction
Every time	42.50%	79.38%
Usually	37.50%	
Occasionally/ Sometimes	15.00%	Remark
Rarely	5.00%	Very Good
Never	0.00%	



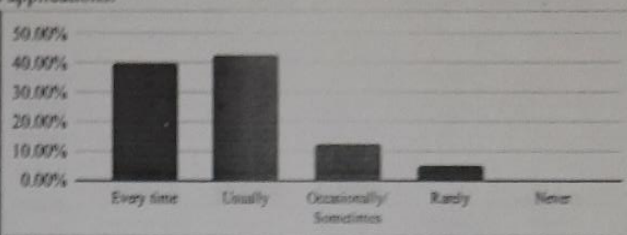
11. Your mentor does a necessary follow-up with an assigned task to you.

Response	% Response	% Satisfaction
Every time	40.00%	79.38%
Usually	45.00%	
Occasionally/ Sometimes	10.00%	Remark
Rarely	2.50%	Very Good
I don't have a Mentor	2.50%	



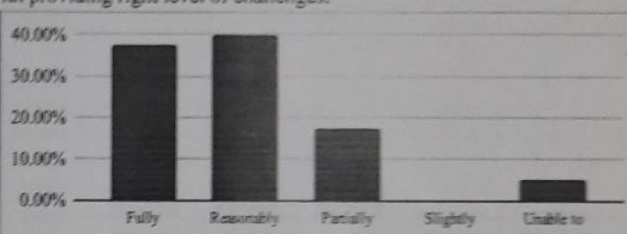
12. The teachers illustrate the concepts through examples and applications.

Response	% Response	% Satisfaction
Every time	40.00%	79.38%
Usually	42.50%	
Occasionally/ Sometimes	12.50%	Remark
Rarely	5.00%	Very Good
Never	0.00%	



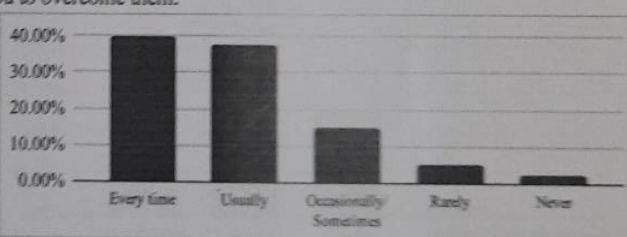
13. The teachers identify your strengths and encourage you with providing right level of challenges.

Response	% Response	% Satisfaction
Fully	37.50%	76.25%
Reasonably	40.00%	
Partially	17.50%	Remark
Slightly	0.00%	Very Good
Unable to	5.00%	



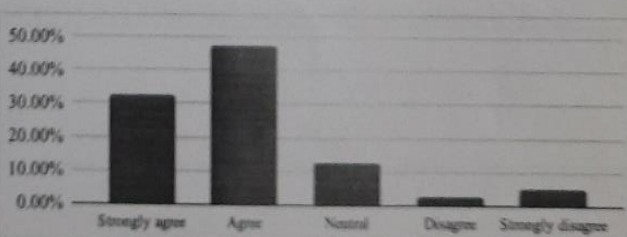
14. Teachers are able to identify your weaknesses and help you to overcome them.

Response	% Response	% Satisfaction
Every time	40.00%	76.88%
Usually	37.50%	
Occasionally/ Sometimes	15.00%	Remark
Rarely	5.00%	Very Good
Never	2.50%	



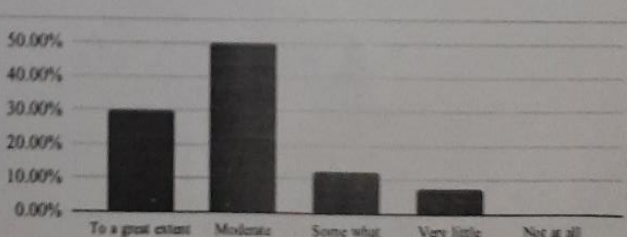
15. The institution makes effort to engage students in the monitoring, review and continuous quality improvement of the teaching learning process.

Response	% Response	% Satisfaction
Strongly agree	32.50%	75.00%
Agree	47.50%	
Neutral	12.50%	Remark
Disagree	2.50%	Very Good
Strongly disagree	5.00%	



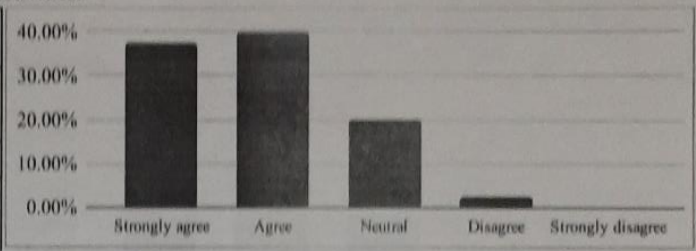
16. The institute/ teachers use student centric methods, such as experiential learning, participative learning and problem solving methodologies for enhancing learning experiences.

Response	% Response	% Satisfaction
To a great extent	30.00%	75.63%
Moderate	50.00%	
Some what	12.50%	Remark
Very little	7.50%	Very Good
Not at all	0.00%	



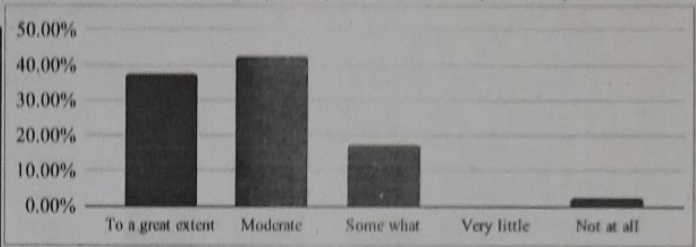
17. Teachers encourage you to participate in extracurricular activities.

Response	% Response	% Satisfaction
Strongly agree	37.50%	78.13%
Agree	40.00%	
Neutral	20.00%	Remark
Disagree	2.50%	Very Good
Strongly disagree	0.00%	



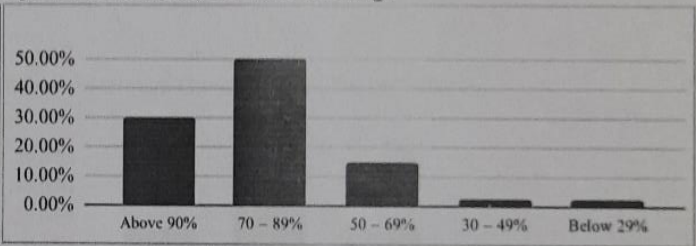
18. Efforts are made by the institute/ teachers to inculcate soft skills, life skills and employability skills to make you ready for the world of work.

Response	% Response	% Satisfaction
To a great extent	37.50%	78.13%
Moderate	42.50%	
Some what	17.50%	Remark
Very little	0.00%	Very Good
Not at all	2.50%	



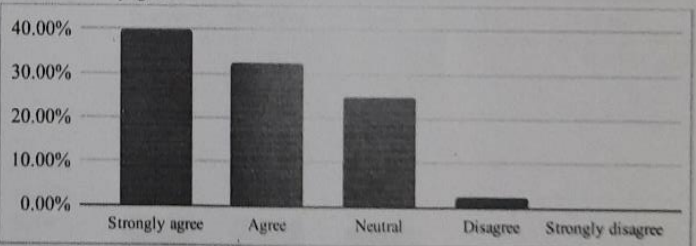
19. What percentage of teachers use ICT tools such as LCD projector, Multimedia, etc. while teaching.

Response	% Response	% Satisfaction
Above 90%	30.00%	75.63%
70 – 89%	50.00%	
50 – 69%	15.00%	Remark
30 – 49%	2.50%	Very Good
Below 29%	2.50%	



20. The overall quality of teaching-learning process in your institute is very good.

Response	% Response	% Satisfaction
Strongly agree	40.00%	77.50%
Agree	32.50%	
Neutral	25.00%	Remark
Disagree	2.50%	Very Good
Strongly disagree	0.00%	



21. Give three observation / suggestions to improve the overall teaching – learning experience in your institution.

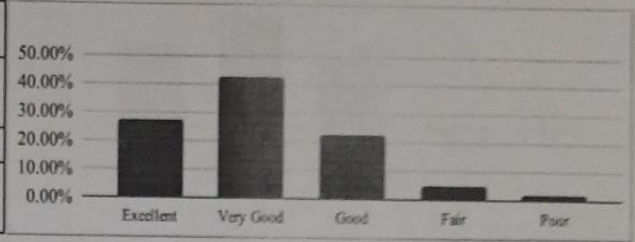
(Observation/Suggestion may also be a review of any course content of the syllabus/ Content you would have wished to learn).

- 1 Try to give more practical knowledge
- 2 Nothing everything thing is just perfect as always
- 3 All the content I have to learn and it is related to subjects
- 4 All is done good in teaching so no suggestions... Thank you

PART-B: Institutional Facilities and Support

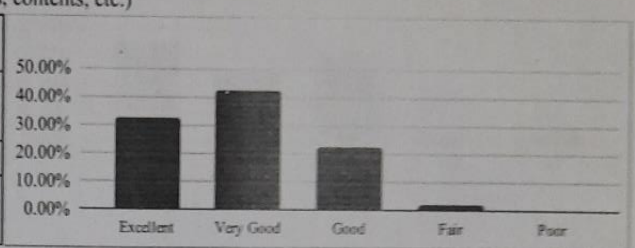
1 Adequacy of Laboratory facilities during online teaching learning

Response	% Response	% Satisfaction
Excellent	27.50%	77.50%
Very Good	42.50%	
Good	22.50%	Remark
Fair	5.00%	Very Good
Poor	2.50%	



2 Availability of learning resources (PPTs, PDFs, notes, contents, etc.)

Response	% Response	% Satisfaction
Excellent	32.50%	81.00%
Very Good	42.50%	
Good	22.50%	Remark
Fair	2.50%	Very Good
Poor	0.00%	



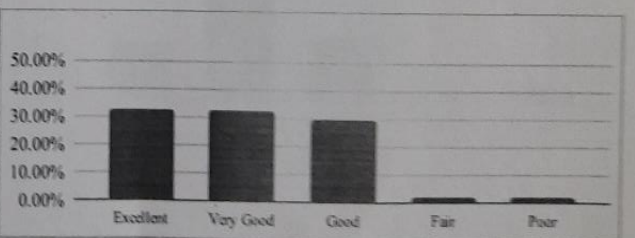
3 Mechanism and approach to provide exposure to external world through Guest Lectures, Expert Talks etc.

Response	% Response	% Satisfaction
Excellent	25.00%	77.00%
Very Good	42.50%	
Good	27.50%	Remark
Fair	2.50%	Very Good
Poor	2.50%	



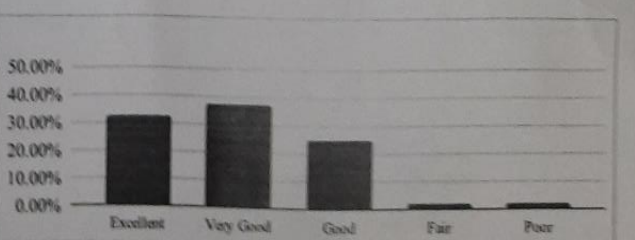
4 IT connectivity with Faculties during online classes.

Response	% Response	% Satisfaction
Excellent	32.50%	78.00%
Very Good	32.50%	
Good	30.00%	Remark
Fair	2.50%	Very Good
Poor	2.50%	




5 Overall approach and commitment of the Department towards providing quality Technical and Professional Education.

Response	% Response	% Satisfaction
Excellent	32.50%	79.00%
Very Good	37.50%	
Good	25.00%	Remark
Fair	2.50%	Very Good
Poor	2.50%	




6 Mechanism and approach to deal with students/parents grievances

Response	% Response	% Satisfaction
Excellent	30.00%	78.50%
Very Good	40.00%	
Good	25.00%	Remark
Fair	2.50%	Very Good
Poor	2.50%	



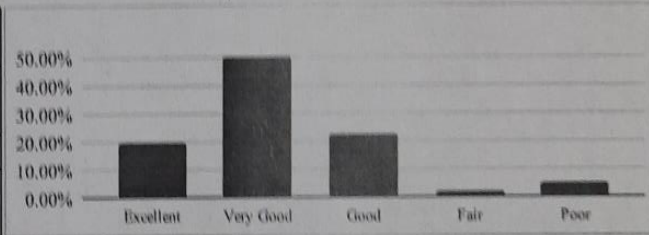
7 Students Guidance and mentoring facilities

Response	% Response	% Satisfaction
Excellent	35.00%	76.50%
Very Good	25.00%	
Good	32.50%	Remark
Fair	2.50%	Very Good
Poor	5.00%	



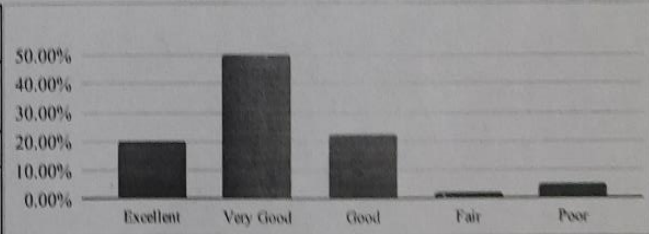
8 Use of modern tools and methods

Response	% Response	% Satisfaction
Excellent	22.50%	76.00%
Very Good	42.50%	
Good	30.00%	Remark
Fair	2.50%	Very Good
Poor	2.50%	




9 Library Facility


Response	% Response	% Satisfaction
Excellent	20.00%	75.50%
Very Good	50.00%	
Good	22.50%	Remark
Fair	2.50%	Very Good
Poor	5.00%	



Suggestions-

- 1 Nice communication
- 2 Interact with student
- 3 Some time not satisfied


 Prof. Yogesh S. Sharma
 Feedback Incharge


 Dr. Anshu K. Kasetwar
 Head of Department



S. B. Jain Institute of Technology, Management & Research, Nagpur
 Department of Electronics & Telecommunication Engineering

"Emerge as a center for quality education in Electronics & Telecommunication Engineering, so as to create competent professionals"

Academic Session 2020-21 (ODD)

Student Satisfaction Survey Report

Date: 24/12/2020


Class: 3rd Year / 5th Semester (Section-B)

Class Incharge: Dr. Trupti Nagrare


No. of Participants involved in Feedback: 36

PART-A: Teaching Learning Process

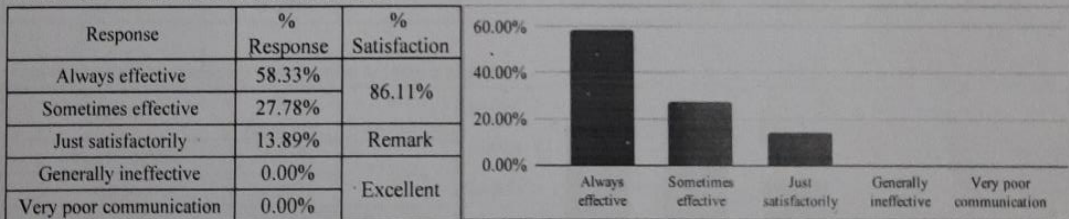
1. How much of the syllabus was covered in the class?




2. How well did the teachers prepare for the classes?



3. How well were the teachers able to communicate?

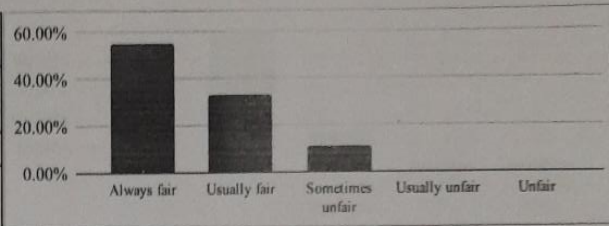


4. The teacher's approach to teaching can best be described as



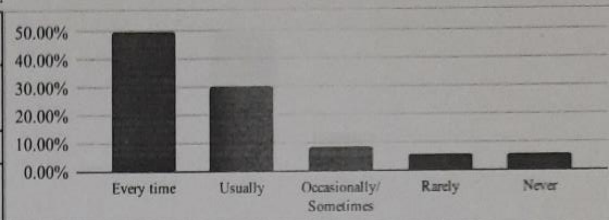
5. Fairness of the internal evaluation process by the teachers.

Response	% Response	% Satisfaction
Always fair	55.56%	86.11%
Usually fair	33.33%	
Sometimes unfair	11.11%	Remark
Usually unfair	0.00%	Excellent
Unfair	0.00%	




6. Was your performance in assignments discussed with you?

Response	% Response	% Satisfaction
Every time	50.00%	78.47%
Usually	30.56%	
Occasionally/ Sometimes	8.33%	Remark
Rarely	5.56%	Very Good
Never	5.56%	



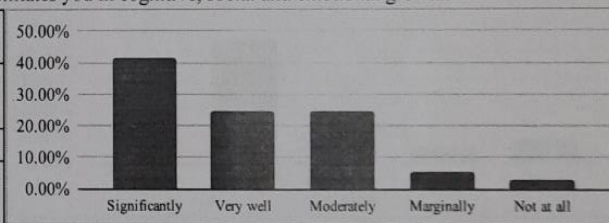
7. The institute takes active interest in promoting internship, field visit opportunities for students.

Response	% Response	% Satisfaction
Regularly	52.78%	70.83%
Often	13.89%	
Sometimes	8.33%	Remark
Rarely	13.89%	Very Good
Never	11.11%	



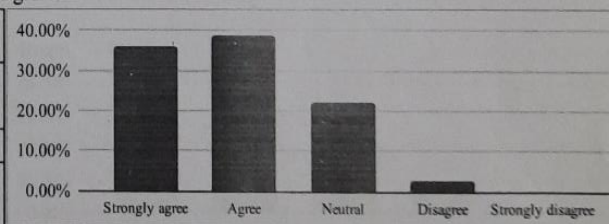
8. The teaching and mentoring process in your institution facilitates you in cognitive, social and emotional growth.

Response	% Response	% Satisfaction
Significantly	41.67%	74.31%
Very well	25.00%	
Moderately	25.00%	Remark
Marginally	5.56%	Very Good
Not at all	2.78%	



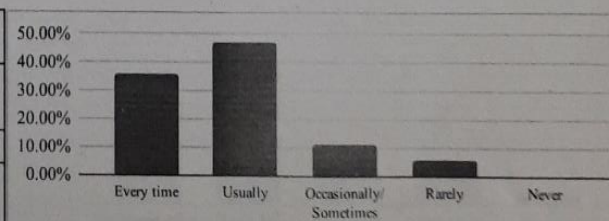
9. The institution provides multiple opportunities to learn and grow.

Response	% Response	% Satisfaction
Strongly agree	36.11%	77.08%
Agree	38.89%	
Neutral	22.22%	Remark
Disagree	2.78%	Very Good
Strongly disagree	0.00%	



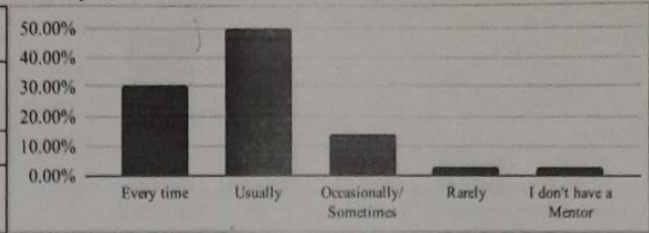
10. Teachers inform you about your expected competencies, course outcomes and programme outcomes and review the course syllabus in the class.

Response	% Response	% Satisfaction
Every time	36.11%	78.47%
Usually	47.22%	
Occasionally/ Sometimes	11.11%	Remark
Rarely	5.56%	Very Good
Never	0.00%	



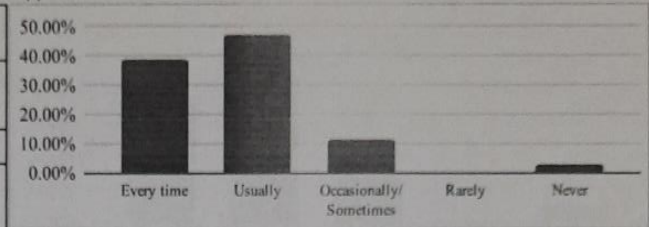
11. Your mentor does a necessary follow-up with an assigned task to you.

Response	% Response	% Satisfaction
Every time	30.56%	75.69%
Usually	50.00%	
Occasionally/ Sometimes	13.89%	Remark
Rarely	2.78%	Very Good
I don't have a Mentor	2.78%	



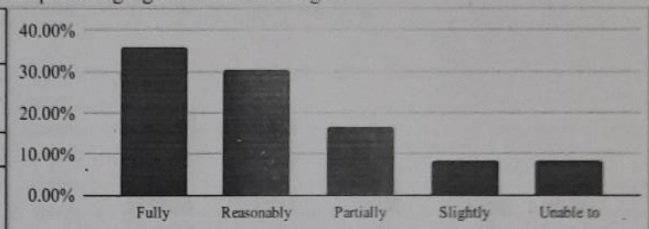
12. The teachers illustrate the concepts through examples and applications.

Response	% Response	% Satisfaction
Every time	38.89%	79.86%
Usually	47.22%	
Occasionally/ Sometimes	11.11%	Remark
Rarely	0.00%	Very Good
Never	2.78%	



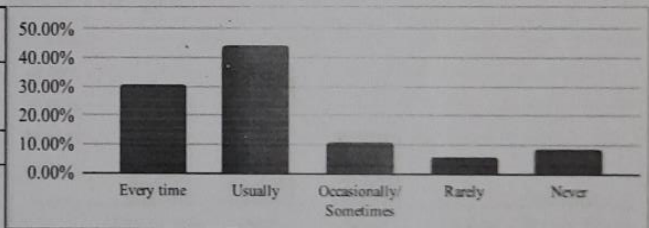
13. The teachers identify your strengths and encourage you with providing right level of challenges.

Response	% Response	% Satisfaction
Fully	36.11%	69.44%
Reasonably	30.56%	
Partially	16.67%	Remark
Slightly	8.33%	Good
Unable to	8.33%	



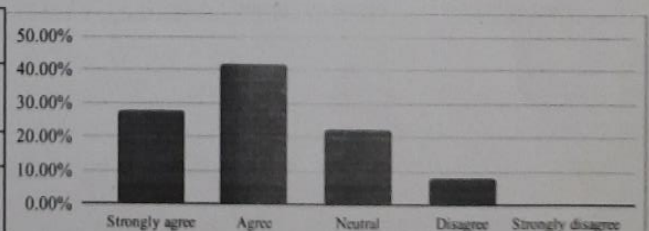
14. Teachers are able to identify your weaknesses and help you to overcome them.

Response	% Response	% Satisfaction
Every time	30.56%	70.83%
Usually	44.44%	
Occasionally/ Sometimes	11.11%	Remark
Rarely	5.56%	Very Good
Never	8.33%	



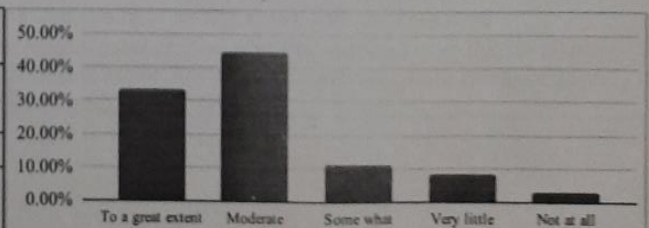
15. The institution makes effort to engage students in the monitoring, review and continuous quality improvement of the teaching learning process.

Response	% Response	% Satisfaction
Strongly agree	27.78%	72.22%
Agree	41.67%	
Neutral	22.22%	Remark
Disagree	8.33%	Very Good
Strongly disagree	0.00%	



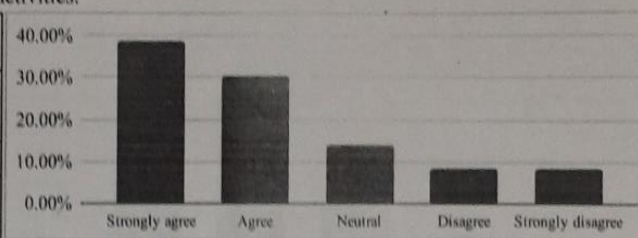
16. The institute/ teachers use student centric methods, such as experiential learning, participative learning and problem solving methodologies for enhancing learning experiences.

Response	% Response	% Satisfaction
To a great extent	33.33%	74.31%
Moderate	44.44%	
Some what	11.11%	Remark
Very little	8.33%	Very Good
Not at all	2.78%	



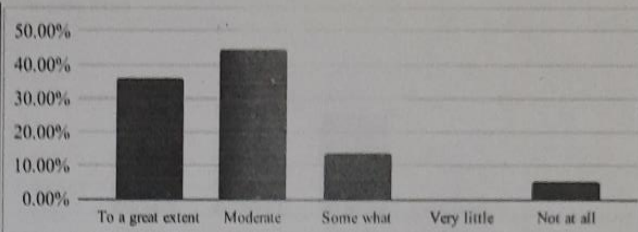
17. Teachers encourage you to participate in extracurricular activities.

Response	% Response	% Satisfaction
Strongly agree	38.89%	70.83%
Agree	30.56%	
Neutral	13.89%	Remark
Disagree	8.33%	
Strongly disagree	8.33%	
		Very Good



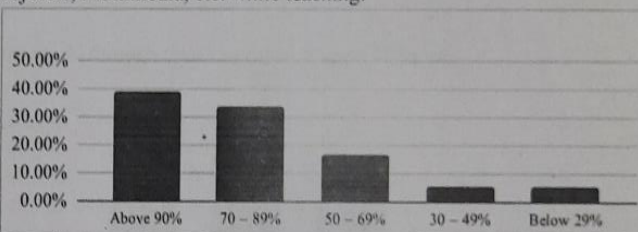
18. Efforts are made by the institute/ teachers to inculcate soft skills, life skills and employability skills to make you ready for the world of work.

Response	% Response	% Satisfaction
To a great extent	36.11%	76.39%
Moderate	44.44%	
Some what	13.89%	Remark
Very little	0.00%	
Not at all	5.56%	
		Very Good



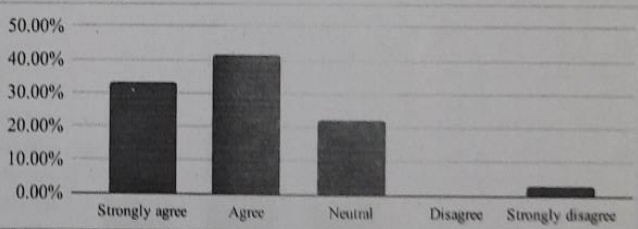
19. What percentage of teachers use ICT tools such as LCD projector, Multimedia, etc. while teaching.

Response	% Response	% Satisfaction
Above 90%	38.89%	73.61%
70 – 89%	33.33%	
50 – 69%	16.67%	Remark
30 – 49%	5.56%	
Below 29%	5.56%	
		Very Good



20. The overall quality of teaching-learning process in your institute is very good.

Response	% Response	% Satisfaction
Strongly agree	33.33%	75.69%
Agree	41.67%	
Neutral	22.22%	Remark
Disagree	0.00%	
Strongly disagree	2.78%	
		Very Good



21. Give three observation / suggestions to improve the overall teaching – learning experience in your institution.

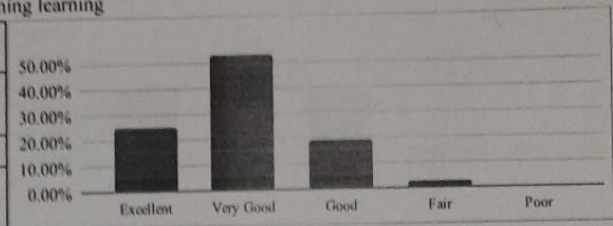
(Observation/Suggestion may also be a review of any course content of the syllabus/ Content you would have wished to learn).

- 1 Teaching is good but Make teaching a two way interaction.
- 2 Providing notes properly
- 3 Everything is good
- 4 Try to reach every student and ask for their doubts
- 5 In My Openion there Our All Faculties teaching very well .
- 6 Make it a little more interactive and amazing
- 7 First is teachers should not do partialiaty in caste wise candidates
- 8 If the gate lecture is organizing it should be organize for all students not only for se st students
Nd techears should communicate in english language mostly bez most of the students dont know the marathi language
- 9 Should encourage students to prepare for Competitive exams also like CSE ESE GATE SSE and many more
- 10 MNM subject teacher didn't cleared the basic concepts regarding subject. Simplified explanation to every topic in MNM is highly required. Hence most of us didn't understood concepts in MNM. Any subject lecturer must not be changed halfway through syllabus. Faculty change in AWP made the subject tough to understand.

PART-B: Institutional Facilities and Support

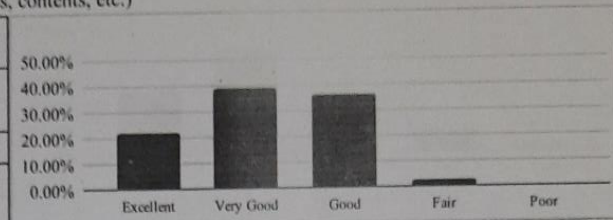
1 Adequacy of Laboratory facilities during online teaching learning

Response	% Response	% Satisfaction
Excellent	25.00%	80.00%
Very Good	52.78%	
Good	19.44%	Remark
Fair	2.78%	Very Good
Poor	0.00%	



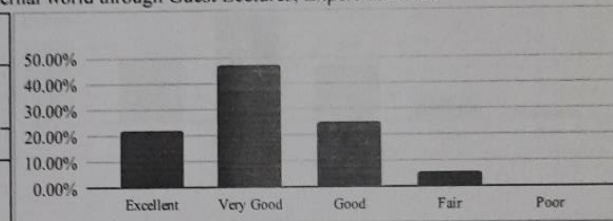
2 Availability of learning resources (PPTs, PDFs, notes, contents, etc.)

Response	% Response	% Satisfaction
Excellent	22.22%	76.11%
Very Good	38.89%	
Good	36.11%	Remark
Fair	2.78%	Very Good
Poor	0.00%	



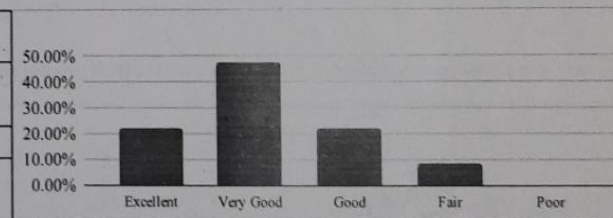
3 Mechanism and approach to provide exposure to external world through Guest Lectures, Expert Talks etc.

Response	% Response	% Satisfaction
Excellent	22.22%	77.22%
Very Good	47.22%	
Good	25.00%	Remark
Fair	5.56%	Very Good
Poor	0.00%	




4 IT connectivity with Faculties during online classes.

Response	% Response	% Satisfaction
Excellent	22.22%	76.67%
Very Good	47.22%	
Good	22.22%	Remark
Fair	8.33%	Very Good
Poor	0.00%	



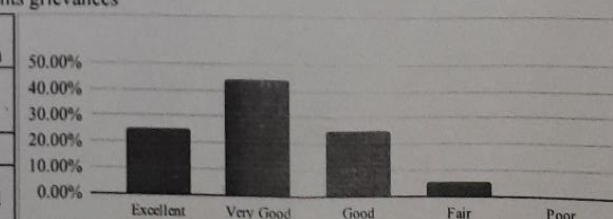
5 Overall approach and commitment of the Department towards providing quality Technical and Professional Education.

Response	% Response	% Satisfaction
Excellent	27.78%	78.33%
Very Good	41.67%	
Good	25.00%	Remark
Fair	5.56%	Very Good
Poor	0.00%	



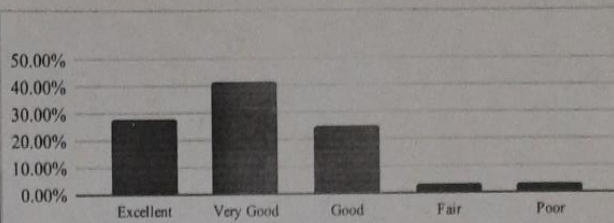
6 Mechanism and approach to deal with students/parents grievances

Response	% Response	% Satisfaction
Excellent	25.00%	77.78%
Very Good	44.44%	
Good	25.00%	Remark
Fair	5.56%	Very Good
Poor	0.00%	



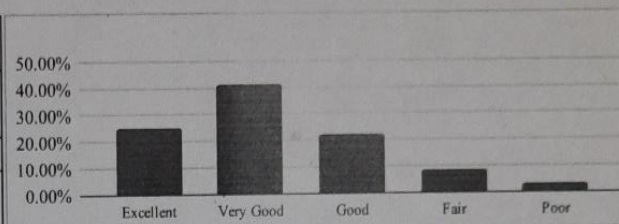
7 Students Guidance and mentoring facilities

Response	% Response	% Satisfaction
Excellent	27.78%	77.78%
Very Good	41.67%	
Good	25.00%	Remark
Fair	2.78%	Very Good
Poor	2.78%	



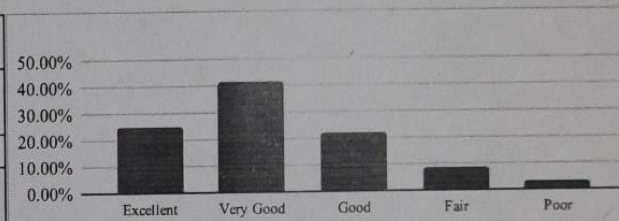
8 Use of modern tools and methods

Response	% Response	% Satisfaction
Excellent	27.78%	76.67%
Very Good	33.33%	
Good	33.33%	Remark
Fair	5.56%	Very Good
Poor	0.00%	



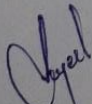
9 Library Facility


Response	% Response	% Satisfaction
Excellent	25.00%	75.56%
Very Good	41.67%	
Good	22.22%	Remark
Fair	8.33%	Very Good
Poor	2.78%	



Suggestions-

1. MNM and AWP subject teacher's teaching process is very poor. Both subject teacher's is unable to share his knowledge to us properly. The whole class is facing this problem since the start of this sem.
2. Teachers should communicate in english language
3. Some teachers are not so good in online teaching. One meet between HOD and students should be conducted so that students will share their problems.


 Prof. Yogesh S. Sharma
 Feedback Incharge


 Dr. Abhay R. Kasetwar
 Head of Department



S. B. Jain Institute of Technology, Management & Research, Nagpur
 Department of Electronics & Telecommunication Engineering

"Emerge as a center for quality education in Electronics & Telecommunication Engineering, so as to create competent professionals"

Academic Session 2020-21 (ODD)

Student Satisfaction Survey Report

Date: 24/12/2020

Class: 4th Year / 7th Semester (Section-A)

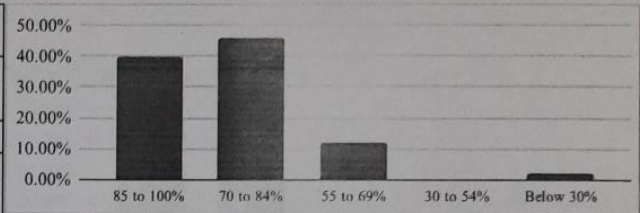
Class Incharge: Prof. Amit Kale

No. of Participants involved in Feedback: 50

PART-A: Teaching Learning Process

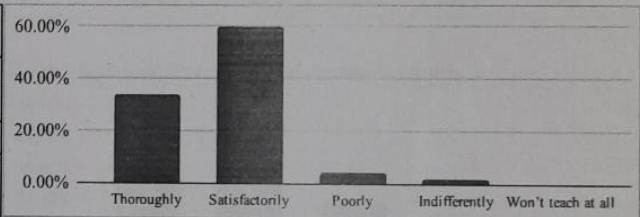
1. How much of the syllabus was covered in the class?

Response	% Response	% Satisfaction
85 to 100%	40.00%	80.50%
70 to 84%	46.00%	
55 to 69%	12.00%	Remark
30 to 54%	0.00%	Very Good
Below 30%	2.00%	



2. How well did the teachers prepare for the classes?

Response	% Response	% Satisfaction
Thoroughly	34.00%	81.50%
Satisfactorily	60.00%	
Poorly	4.00%	Remark
Indifferently	2.00%	Very Good
Won't teach at all	0.00%	



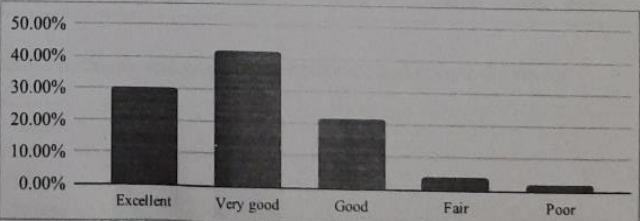
3. How well were the teachers able to communicate?

Response	% Response	% Satisfaction
Always effective	54.00%	85.71%
Sometimes effective	34.00%	
Just satisfactorily	8.00%	Remark
Generally ineffective	2.00%	Excellent
Very poor communication	0.00%	



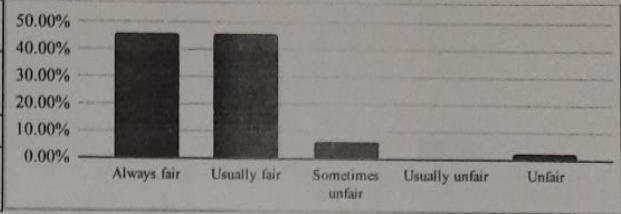
4. The teacher's approach to teaching can best be described as

Response	% Response	% Satisfaction
Excellent	30.00%	73.50%
Very good	42.00%	
Good	22.00%	Remark
Fair	4.00%	Very Good
Poor	2.00%	



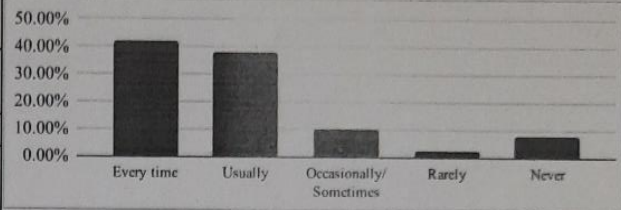
5. Fairness of the internal evaluation process by the teachers.

Response	% Response	% Satisfaction
Always fair	46.00%	83.50%
Usually fair	46.00%	
Sometimes unfair	6.00%	Remark
Usually unfair	0.00%	
Unfair	2.00%	Very Good



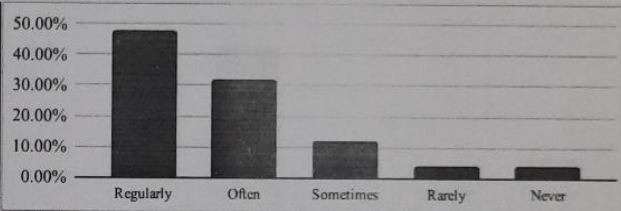
6. Was your performance in assignments discussed with you?

Response	% Response	% Satisfaction
Every time	42.00%	76.00%
Usually	38.00%	
Occasionally/ Sometimes	10.00%	Remark
Rarely	2.00%	
Never	8.00%	Very Good



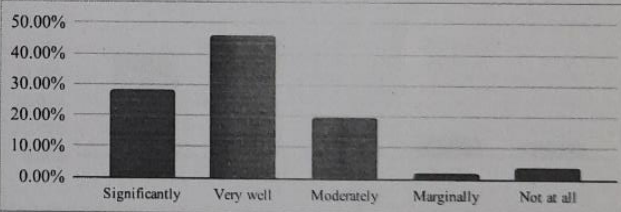
7. The institute takes active interest in promoting internship, field visit opportunities for students.

Response	% Response	% Satisfaction
Regularly	48.00%	79.00%
Often	32.00%	
Sometimes	12.00%	Remark
Rarely	4.00%	
Never	4.00%	Very Good



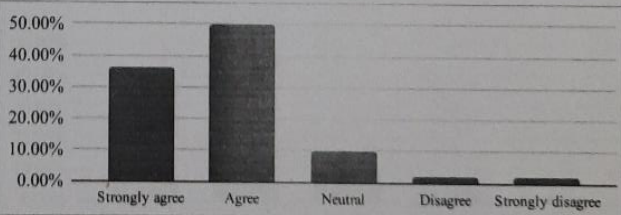
8. The teaching and mentoring process in your institution facilitates you in cognitive, social and emotional growth.

Response	% Response	% Satisfaction
Significantly	28.00%	73.00%
Very well	46.00%	
Moderately	20.00%	Remark
Marginally	2.00%	
Not at all	4.00%	Very Good



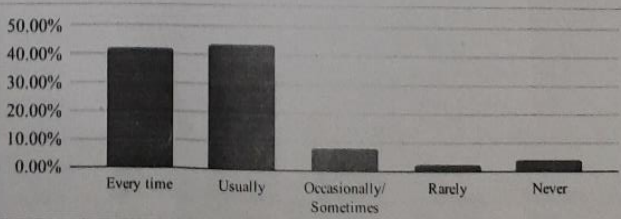
9. The institution provides multiple opportunities to learn and grow.

Response	% Response	% Satisfaction
Strongly agree	36.00%	79.00%
Agree	50.00%	
Neutral	10.00%	Remark
Disagree	2.00%	
Strongly disagree	2.00%	Very Good



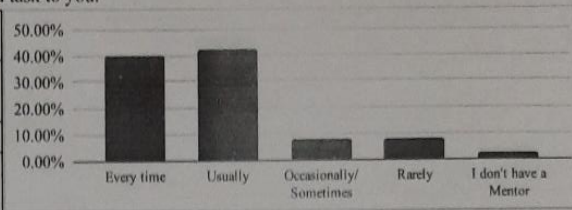
10. Teachers inform you about your expected competencies, course outcomes and programme outcomes and review the course syllabus in the class.

Response	% Response	% Satisfaction
Every time	42.00%	79.50%
Usually	44.00%	
Occasionally/ Sometimes	8.00%	Remark
Rarely	2.00%	
Never	4.00%	Very Good



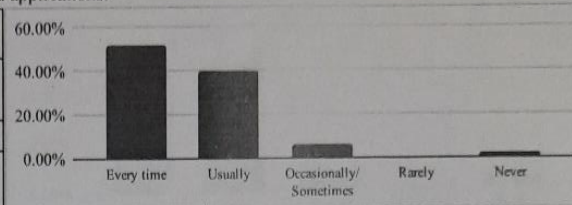
11. Your mentor does a necessary follow-up with an assigned task to you.

Response	% Response	% Satisfaction
Every time	40.00%	77.50%
Usually	42.00%	
Occasionally/ Sometimes	8.00%	Remark
Rarely	8.00%	Very Good
I don't have a Mentor	2.00%	



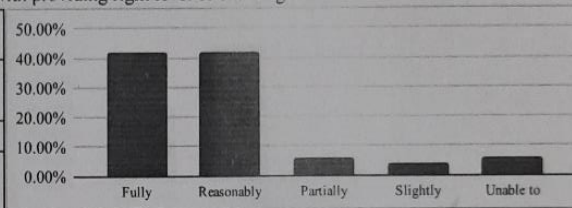
12. The teachers illustrate the concepts through examples and applications.

Response	% Response	% Satisfaction
Every time	52.00%	85.00%
Usually	40.00%	
Occasionally/ Sometimes	6.00%	Remark
Rarely	0.00%	Excellent
Never	2.00%	



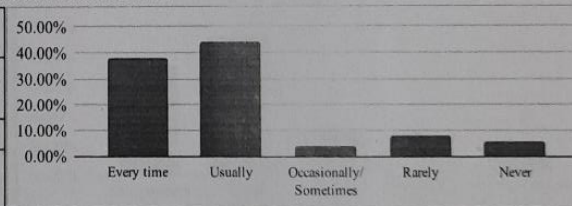
13. The teachers identify your strengths and encourage you with providing right level of challenges.

Response	% Response	% Satisfaction
Fully	42.00%	77.50%
Reasonably	42.00%	
Partially	6.00%	Remark
Slightly	4.00%	Very Good
Unable to	6.00%	



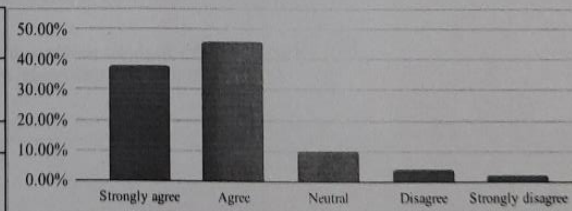
14. Teachers are able to identify your weaknesses and help you to overcome them.

Response	% Response	% Satisfaction
Every time	38.00%	75.00%
Usually	44.00%	
Occasionally/ Sometimes	4.00%	Remark
Rarely	8.00%	Very Good
Never	6.00%	



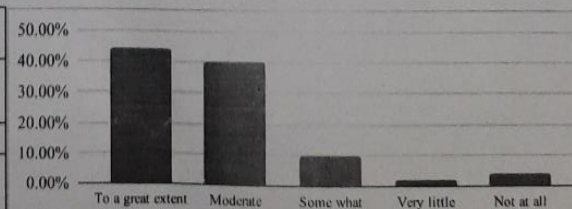
15. The institution makes effort to engage students in the monitoring, review and continuous quality improvement of the teaching learning process.

Response	% Response	% Satisfaction
Strongly agree	38.00%	78.50%
Agree	46.00%	
Neutral	10.00%	Remark
Disagree	4.00%	Very Good
Strongly disagree	2.00%	



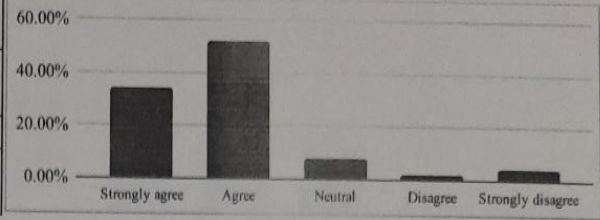
16. The institute/ teachers use student centric methods, such as experiential learning, participative learning and problem solving methodologies for enhancing learning experiences.

Response	% Response	% Satisfaction
To a great extent	44.00%	79.50%
Moderate	40.00%	
Some what	10.00%	Remark
Very little	2.00%	Very Good
Not at all	4.00%	



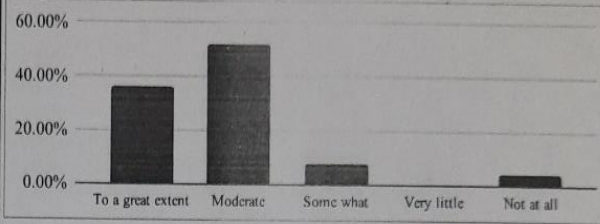
17. Teachers encourage you to participate in extracurricular activities.

Response	% Response	% Satisfaction
Strongly agree	34.00%	77.50%
Agree	52.00%	
Neutral	8.00%	Remark
Disagree	2.00%	Very Good
Strongly disagree	4.00%	



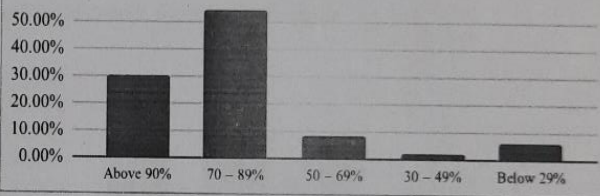
18. Efforts are made by the institute/ teachers to inculcate soft skills, life skills and employability skills to make you ready for the world of work.

Response	% Response	% Satisfaction
To a great extent	36.00%	79.00%
Moderate	52.00%	
Some what	8.00%	Remark
Very little	0.00%	Very Good
Not at all	4.00%	



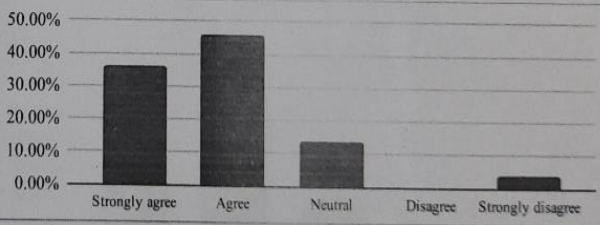
19. What percentage of teachers use ICT tools such as LCD projector, Multimedia, etc. while teaching.

Response	% Response	% Satisfaction
Above 90%	30.00%	75.00%
70 – 89%	54.00%	
50 – 69%	8.00%	Remark
30 – 49%	2.00%	Very Good
Below 29%	6.00%	



20. The overall quality of teaching-learning process in your institute is very good.

Response	% Response	% Satisfaction
Strongly agree	36.00%	77.50%
Agree	46.00%	
Neutral	14.00%	Remark
Disagree	0.00%	Very Good
Strongly disagree	4.00%	



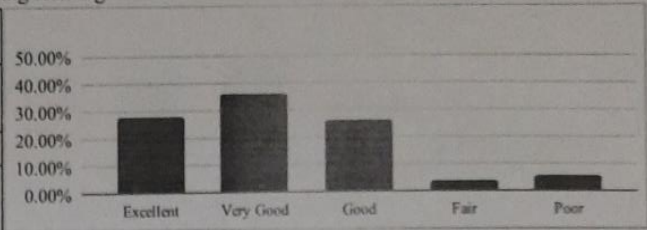
21. Give three observation / suggestions to improve the overall teaching – learning experience in your institution.
(Observation/Suggestion may also be a review of any course content of the syllabus/ Content you would have wished to learn).

- 1 please Provide the notes of all the subject for learning
In online teaching, proper set up must have been used so that students could properly understand the concept.
- 2 There would be proper visibility to the ppr or screen which is been displayed the students.
Overall just a proper set up must have been used
- 3 Overall nice teaching and conducting classes regularly.

PART-B: Institutional Facilities and Support

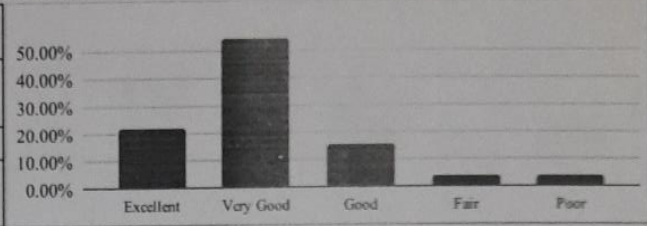
1 Adequacy of Laboratory facilities during online teaching learning

Response	% Response	% Satisfaction
Excellent	28.00%	75.20%
Very Good	36.00%	
Good	26.00%	Remark
Fair	4.00%	Very Good
Poor	6.00%	



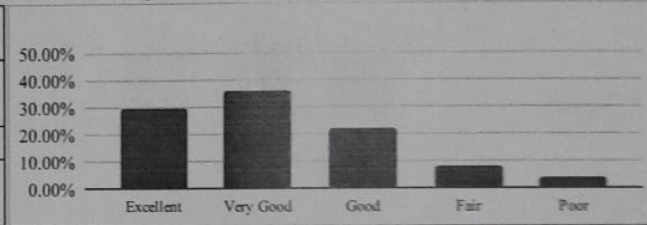
2 Availability of learning resources (PPTs, PDFs, notes, contents, etc.)

Response	% Response	% Satisfaction
Excellent	22.00%	77.20%
Very Good	54.00%	
Good	16.00%	Remark
Fair	4.00%	Very Good
Poor	4.00%	



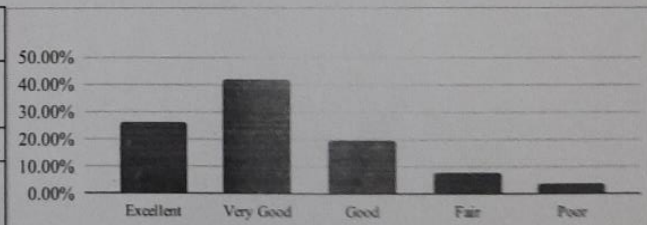
3 Mechanism and approach to provide exposure to external world through Guest Lectures, Expert Talks etc.

Response	% Response	% Satisfaction
Excellent	30.00%	76.00%
Very Good	36.00%	
Good	22.00%	Remark
Fair	8.00%	Very Good
Poor	4.00%	




4 IT connectivity with Faculties during online classes.

Response	% Response	% Satisfaction
Excellent	26.00%	75.60%
Very Good	42.00%	
Good	20.00%	Remark
Fair	8.00%	Very Good
Poor	4.00%	



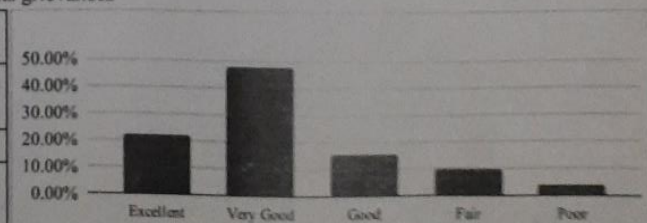
5 Overall approach and commitment of the Department towards providing quality Technical and Professional Education.

Response	% Response	% Satisfaction
Excellent	32.00%	76.00%
Very Good	34.00%	
Good	20.00%	Remark
Fair	10.00%	Very Good
Poor	4.00%	



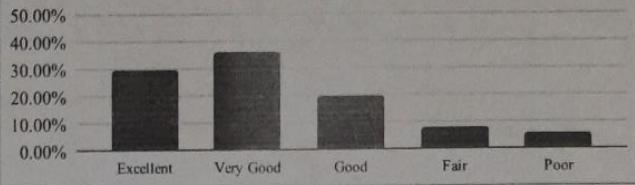
6 Mechanism and approach to deal with students/parents grievances

Response	% Response	% Satisfaction
Excellent	22.00%	74.80%
Very Good	48.00%	
Good	16.00%	Remark
Fair	10.00%	Very Good
Poor	4.00%	



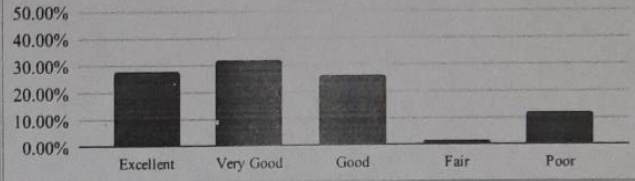
7 Students Guidance and mentoring facilities

Response	% Response	% Satisfaction
Excellent	30.00%	75.20%
Very Good	36.00%	
Good	20.00%	Remark
Fair	8.00%	Very Good
Poor	6.00%	



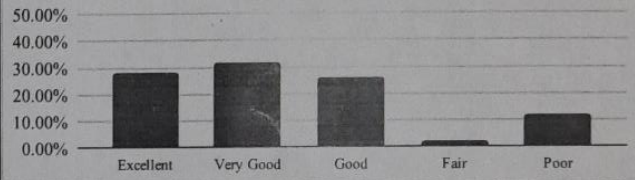
8 Use of modern tools and methods

Response	% Response	% Satisfaction
Excellent	24.00%	75.60%
Very Good	48.00%	
Good	16.00%	Remark
Fair	6.00%	Very Good
Poor	6.00%	



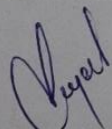
9 Library Facility


Response	% Response	% Satisfaction
Excellent	28.00%	72.40%
Very Good	32.00%	
Good	26.00%	Remark
Fair	2.00%	Very Good
Poor	12.00%	



Suggestions-

1	No Suggestions
---	----------------


 Prof. Yogesh S. Sharma
 Feedback Incharge


 Dr. Anand R. Kasetwar
 Head of Department



S. B. Jain Institute of Technology, Management & Research, Nagpur
 Department of Electronics & Telecommunication Engineering

"Emerge as a center for quality education in Electronics & Telecommunication Engineering, so as to create competent professionals"

Academic Session 2020-21 (ODD)

Student Satisfaction Survey Report

Date: 24/12/2020


Class: 4th Year / 7th Semester (Section-B)

Class Incharge: Prof. Mayur Tembhurney

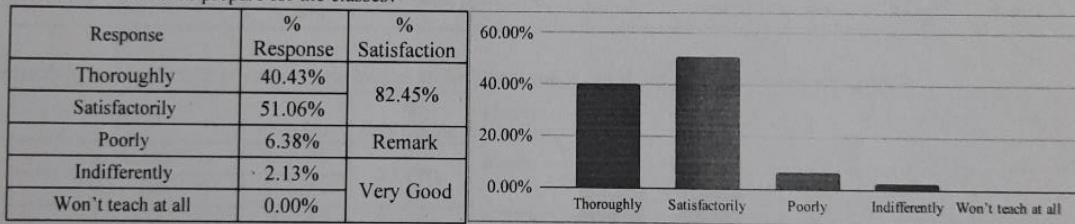
No. of Participants involved in Feedback: 47

PART-A: Teaching Learning Process


1. How much of the syllabus was covered in the class?




2. How well did the teachers prepare for the classes?



3. How well were the teachers able to communicate?




4. The teacher's approach to teaching can best be described as




5. Fairness of the internal evaluation process by the teachers.

Response	% Response	% Satisfaction
Always fair	55.32%	84.57%
Usually fair	29.79%	
Sometimes unfair	12.77%	Remark
Usually unfair	2.13%	
Unfair	0.00%	Very Good




6. Was your performance in assignments discussed with you?

Response	% Response	% Satisfaction
Every time	48.94%	81.91%
Usually	36.17%	
Occasionally/ Sometimes	10.64%	Remark
Rarely	2.13%	
Never	2.13%	Very Good



7. The institute takes active interest in promoting internship, field visit opportunities for students.

Response	% Response	% Satisfaction
Regularly	46.81%	76.06%
Often	27.66%	
Sometimes	14.89%	Remark
Rarely	4.26%	
Never	6.38%	Very Good



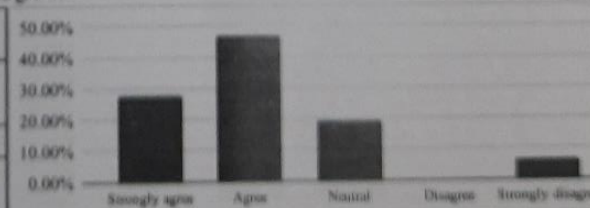
8. The teaching and mentoring process in your institution facilitates you in cognitive, social and emotional growth.

Response	% Response	% Satisfaction
Significantly	34.04%	77.13%
Very well	51.06%	
Moderately	8.51%	Remark
Marginally	2.13%	
Not at all	4.26%	Very Good



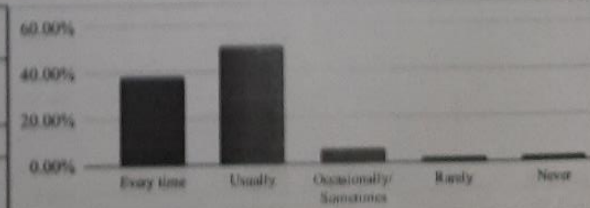
9. The institution provides multiple opportunities to learn and grow.

Response	% Response	% Satisfaction
Strongly agree	27.66%	72.34%
Agree	46.81%	
Neutral	19.15%	Remark
Disagree	0.00%	
Strongly disagree	6.38%	Very Good




10. Teachers inform you about your expected competencies, course outcomes and programme outcomes and review the course syllabus in the class.


Response	% Response	% Satisfaction
Every time	38.30%	80.32%
Usually	51.06%	
Occasionally/ Sometimes	6.38%	Remark
Rarely	2.13%	
Never	2.13%	Very Good




11. Your mentor does a necessary follow-up with an assigned task to you.




12. The teachers illustrate the concepts through examples and applications.




13. The teachers identify your strengths and encourage you with providing right level of challenges.




14. Teachers are able to identify your weaknesses and help you to overcome them.



15. The institution makes effort to engage students in the monitoring, review and continuous quality improvement of the teaching learning process.




16. The institute/ teachers use student centric methods, such as experiential learning, participative learning and problem solving methodologies for enhancing learning experiences.




17. Teachers encourage you to participate in extracurricular activities.

Response	% Response	% Satisfaction
Strongly agree	34.04%	77.13%
Agree	48.94%	
Neutral	12.77%	Remark
Disagree	0.00%	
Strongly disagree	4.26%	
		Very Good




18. Efforts are made by the institute/ teachers to inculcate soft skills, life skills and employability skills to make you ready for the world of work.

Response	% Response	% Satisfaction
To a great extent	34.04%	74.47%
Moderate	40.43%	
Some what	19.15%	Remark
Very little	2.13%	
Not at all	4.26%	
		Very Good




19. What percentage of teachers use ICT tools such as LCD projector, Multimedia, etc. while teaching.

Response	% Response	% Satisfaction
Above 90%	36.17%	73.94%
70 - 89%	29.79%	
50 - 69%	29.79%	Remark
30 - 49%	2.13%	
Below 29%	2.13%	
		Very Good



20. The overall quality of teaching-learning process in your institute is very good.

Response	% Response	% Satisfaction
Strongly agree	34.04%	76.06%
Agree	48.94%	
Neutral	10.64%	Remark
Disagree	0.00%	
Strongly disagree	6.38%	
		Very Good



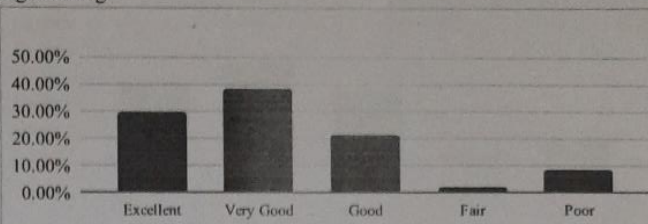
21. Give three observation / suggestions to improve the overall teaching - learning experience in your institution. (Observation/Suggestion may also be a review of any course content of the syllabus/ Content you would have wished to learn).

- 1 The faculties doing there job nicely.
- 2 Good learning
- 3 Everything is well done
- 4 Practical session could be more effective than the present ones.

PART-B: Institutional Facilities and Support

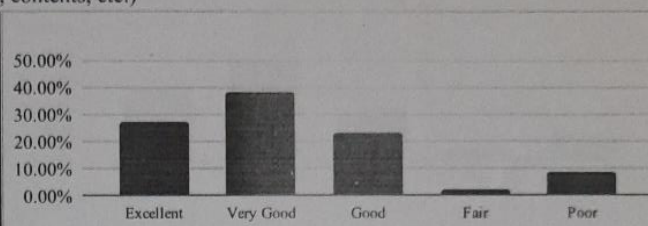
1 Adequacy of Laboratory facilities during online teaching learning

Response	% Response	% Satisfaction
Excellent	29.79%	75.74%
Very Good	38.30%	
Good	21.28%	Remark
Fair	2.13%	Very Good
Poor	8.51%	



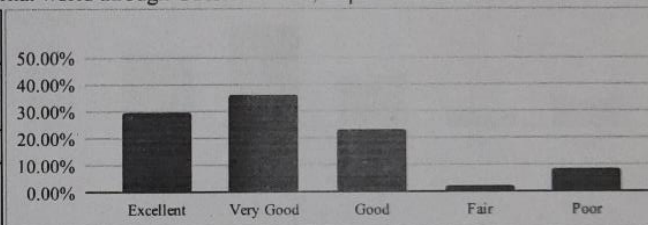
2 Availability of learning resources (PPTs, PDFs, notes, contents, etc.)

Response	% Response	% Satisfaction
Excellent	27.66%	74.89%
Very Good	38.30%	
Good	23.40%	Remark
Fair	2.13%	Very Good
Poor	8.51%	



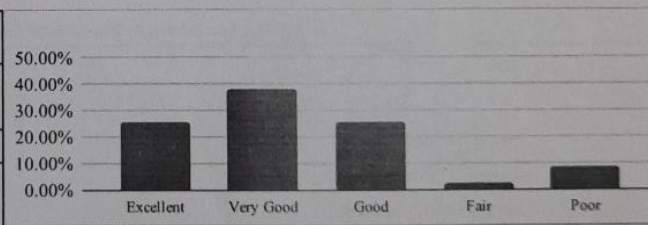
3 Mechanism and approach to provide exposure to external world through Guest Lectures, Expert Talks etc.

Response	% Response	% Satisfaction
Excellent	29.79%	75.32%
Very Good	36.17%	
Good	23.40%	Remark
Fair	2.13%	Very Good
Poor	8.51%	



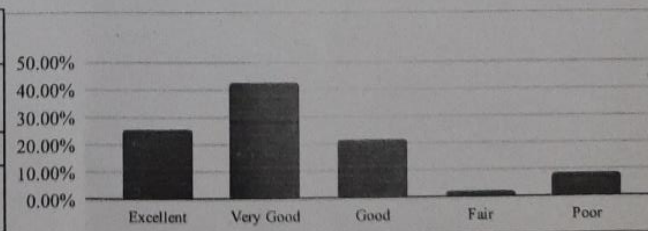
4 IT connectivity with Faculties during online classes.

Response	% Response	% Satisfaction
Excellent	25.53%	74.04%
Very Good	38.30%	
Good	25.53%	Remark
Fair	2.13%	Very Good
Poor	8.51%	



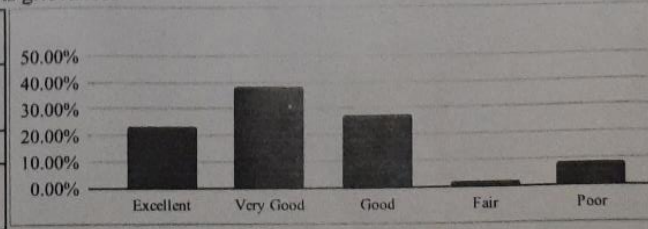
5 Overall approach and commitment of the Department towards providing quality Technical and Professional Education.

Response	% Response	% Satisfaction
Excellent	25.53%	74.89%
Very Good	42.55%	
Good	21.28%	Remark
Fair	2.13%	Very Good
Poor	8.51%	



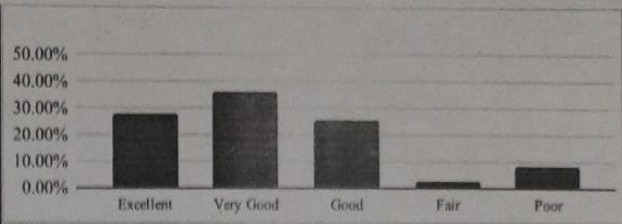
6 Mechanism and approach to deal with students/parents grievances

Response	% Response	% Satisfaction
Excellent	23.40%	73.19%
Very Good	38.30%	
Good	27.66%	Remark
Fair	2.13%	Very Good
Poor	8.51%	



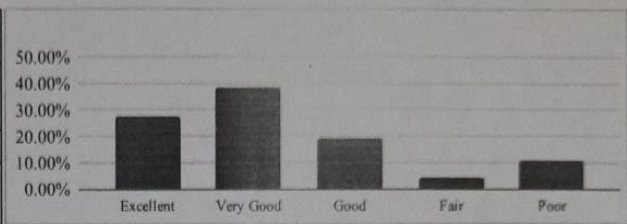
7 Students Guidance and mentoring facilities

Response	% Response	% Satisfaction
Excellent	27.66%	74.47%
Very Good	36.17%	
Good	25.53%	Remark
Fair	2.13%	Very Good
Poor	8.51%	



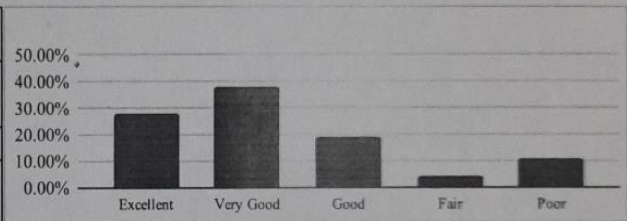
8 Use of modern tools and methods

Response	% Response	% Satisfaction
Excellent	27.66%	74.89%
Very Good	38.30%	
Good	23.40%	Remark
Fair	2.13%	Very Good
Poor	8.51%	




9 Library Facility


Response	% Response	% Satisfaction
Excellent	27.66%	73.62%
Very Good	38.30%	
Good	19.15%	Remark
Fair	4.26%	Very Good
Poor	10.64%	



Suggestions-

- 1 Not enough opportunities presented to us for placement.
- 2 Practical laboratories should be well equipped with good instruments and accurate and stable kits.


 Prof. Yogesh S. Sharma
Feedback Incharge


 Dr. Anjay R. Kasetwar
Head of Department



S. B. Jain Institute of Technology, Management & Research, Nagpur
Department of Electronics & Telecommunication Engineering

"Emerge as a center for quality education in Electronics & Telecommunication Engineering, so as to create competent professionals"


Academic Session 2021-21 (ODD)

Report on Action Taken/Plan (Student Satisfaction Survey)

Date: 07/01/2020

Following issues have been identified from Student Satisfaction Survey and following actions have been taken respectively.

Sr. No.	Identified Issues	Action Taken/Plan
1	Awareness of various competitive examination and assistance for preparation.	Head of Department will discuss this issue with concerned faculty incharge and will ask to take necessary steps.
2	Lack of Placement Opportunities	Report has been submitted to Principal.
3	Proper setup for online teaching	Issues will be discussed with Principal for required actions.
4	Focus on academically weak students	Head of Department will discuss this issue with concerned faculty incharge and will ask to take necessary steps.
5	Student Interaction	Head of Department will discuss the issue with faculties and will ask the faculties to encourage interaction, use innovative techniques for better understanding of subject content and if possible recorded lectures could be made available to students.
6	Improvise online teaching learning	
7	Project and application based learning	
8	Recorded Lectures	
9	Laboratory Infrastructure and Practical Sessions	Head of Department will discuss this issue with concerned faculty incharge and will ask to take necessary steps.


Dr. Abhay R. Kasetwar
Head of Department



S. B. Jain Institute of Technology, Management & Research, Nagpur

Department of Electronics & Telecommunication Engineering

"Emerge as a center for quality education in Electronics & Telecommunication Engineering, so as to create competent professionals"

Ref. No.: SBJITMR/ETC/2020-21/ODD/EXT/ 73

Date: 07/01/2021

To,

The Principal,

SBJITMR, Nagpur

Subject: Findings from various feedbacks conducted in Academic Session 2020-21 (ODD)

Respected Sir,

Department of Electronics and Telecommunication Engineering have successfully conducted all the feedbacks as per academic policy. Findings are as below.

1. Lack of Placement Opportunities
2. Proper setup for online teaching
3. Research Center
4. IEEE access for Research Papers

Findings from various feedbacks conducted are put forth for your kind information and suitable actions.


Thanking you,

Yours Sincerely,

Dr. Abhay R. Kasetwar

Head of Department

Course End Survey



S. B. Jain Institute of Technology, Management & Research, Nagpur

Department of Electronics & Telecommunication Engineering

"Emerge as a center for quality education in Electronics & Telecommunication Engineering, so as to create competent professionals"

Academic Session 2020-21 (ODD)

Course End Survey Report

Date: 24/12/2020

Class: 2nd Year / 3rd Semester (Section-A)

Class Incharge: Prof. Waseem Akram

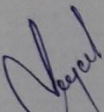
No. of Participants involved in Feedback:


42

Q. No.	Question	% Response
Applied Mathematics III (TH)		
Q.1.	Are you able to understand initial value problem and its solution using Laplace transform?	85.71%
Q.2.	Are you able to find Fourier series of functions?	83.33%
Q.3.	Do you able to find Fourier cosine and sine transform?	80.00%
Q.4.	Do you able to evaluate the solution of the problem by calculus of variation method?	84.29%
Q.5.	Are you able to understand Analytic function and Harmonic function?	83.81%
Q.6.	Are you able to evaluate complex integral by using Cauchys formula and Residue method?	84.29%
Q.7.	Are you able to understand Lagranges partial differential equation?	81.43%
Q.8.	Do you able to find solution of Higher order linear partial differential equation?	84.76%
Q.9.	Are you able to understand matrix algebra and properties of Matrices?	82.38%
Q.10.	Do you able to find solution of linear system by using matrices?	84.29%
Average Feedback		83.43%
Electronic Devices and Circuits (TH)		
Q.1.	Did you understand the V I characteristics of pn junction diode?	82.86%
Q.2.	Have you understood the design and operation of rectifier?	79.52%
Q.3.	Did you understand the construction of BJT?	76.19%
Q.4.	Are you aware of Biasing techniques of BJT?	76.67%
Q.5.	Are you aware of hybrid model of transistors?	75.71%
Q.6.	Will you be able to tell about the different feedback connections?	76.19%
Q.7.	Will you be able design of oscillator?	76.67%
Q.8.	Do you have adequate knowledge of power amplifier?	76.67%
Q.9.	Did you understand the construction of FET?	75.71%
Q.10.	Will you be able to calculate various parameters of semiconductor devices?	77.14%
Average Feedback		77.33%
Electronic Measurement and Instrumentation (TH)		
Q.1.	Are you able to understand basic concepts and definitions in measurement?	83.81%
Q.2.	Are you able to define various types of errors in measurement system?	80.48%
Q.3.	Are you able to understand basic operation and design of different types of electronic instruments for parameter measurement?	79.52%
Q.4.	Are you able to learn how to balance the Bridges to find unknown values?	80.48%
Q.5.	Are you able to identify the various methods for measurement of resistance, capacitance and inductance?	80.00%
Q.6.	Are you to able Understand the basic operation of Transducers for the measurement of Displacement, Pressure, Temperature, Level, & Flow?	81.43%
Q.7.	Are you able to learn operational circuitry of oscilloscopes and function generators to measure frequency and phase of the unknown signal?	79.05%

Q.8.	Are you able to Understand operational circuitry and design of various signal analyzer and Data Acquisition System	80.00%
Q.9.	By the end of the course what level of change have you noticed in taking the basics of measurement challenge by yourself?	79.05%
Q.10.	Did this subject make you comforted to in the field of measurement & instrumentation?	80.48%
Average Feedback		80.43%
Object Oriented Programming and Data Structures (TH)		
Q.1.	Do you have adequate fundamental knowledge of C language regarding data types, operators, arrays, structures, pointers and functions?	77.14%
Q.2.	Are you aware of object oriented language features such as overloading, polymorphism etc?	73.81%
Q.3.	Would you be able to construct class and its objects and understand access specifiers?	75.24%
Q.4.	Will you be able to use C++ features such as constructors, inline functions, friend functions and inheritance and function overloading?	73.81%
Q.5.	Are you aware of templates-function and class templates, virtual classes, pure virtual class?	72.38%
Q.6.	Can you be able to use any sorting algorithm for sorting data?	72.86%
Q.7.	Can you implement stack or queue using either arrays or linked list?	75.24%
Q.8.	Have you understood non linear data structures - TREES and its special type Binary trees?	73.81%
Q.9.	Are you in a position to write a program for hybrid inheritance or operator overloading using aspects of C++?	75.24%
Q.10.	Will it be possible for you to write an application program for any real world problem using whatever you learnt?	75.24%
Average Feedback		74.48%
Network Analysis and Synthesis (TH)		
Q.1.	Did you understand the meaning of Electrical Network Analysis and Synthesis, and the difference between Network Analysis & Network Synthesis?	87.14%
Q.2.	Are you able to reduce the combination of different energy sources and impedances to a single source?	86.19%
Q.3.	Are you able to calculate the response of the network (I, V or P) by using either Basic Methods (Mesh or Node) or Special Methods (Network Theorems)?	85.71%
Q.4.	Do you know that how to calculate values of circuit parameters to have the Resonance in RLC series or Parallel circuit?	85.71%
Q.5.	Are you able to design the passive filters if the cut-off frequency(cies) and nominal impedance are given to you?	84.76%
Q.6.	Are you able to design a required Attenuator if the Characteristic impedance and the desired attenuation are given to you?	83.81%
Q.7.	Do you the advantages of using Laplace Transform in Network Analysis?	84.29%
Q.8.	Are you able to Analyze the given Electrical Network by using Laplace Transform?	84.76%
Q.9.	Do you know that how to calculate Network Functions for the given two port network?	85.24%
Q.10.	Do you know that how many Two Port Network Parameters are there and how to calculate them?	84.76%
Average Feedback		85.24%
Electronic Devices and Circuits (PR)		
Q.1.	Will you be able to identify semiconductor devices like diodes, BJT and FET?	80.00%
Q.2.	Can you plot characteristics of semiconductor devices like diodes, BJT and FET?	78.10%
Q.3.	Can you realize basic electronic circuits on breadboard?	77.62%
Q.4.	Will you be able to analyze different electronic circuits?	76.19%
Q.5.	Do you have adequate knowledge of Virtual Lab?	78.10%
Q.6.	Will you be able to simulate basic electronic circuits using Multisim?	76.67%
Average Feedback		77.78%
Electronic Measurement and Instrumentation (PR)		
Q.1.	Are you able to learn how to balance the Bridges to find unknown values?	80.48%
Q.2.	Are you able to identify the various methods for measurement of resistance, capacitance and inductance?	78.10%

Q.3.	Are you able to learn operational circuitry of oscilloscopes and function generators to measure frequency and phase of the unknown signal?	80.00%
Q.4.	Are you to able Understand the basic operation of Transducers for the measurement of Displacement, Strain,force etc	83.81%
Q.5.	Are you to able Understand the basic concept of signal conditioning used in Data Acquisatioin System.	80.00%
Q.6.	Did this subject make you comforted to in the field of measurement & instrumentation?	82.38%
Average Feedback		80.79%
Object Oriented Programming and Data Structures (PR)		
Q.1.	Do you have adequate fundamental knowledge of C++ programming?	76.19%
Q.2.	Are you able to write C++ program to demonstrate the concept of friend function, operator overloading function and function overloading?	75.71%
Q.3.	Are you able to write the C++ program for any of the inheritance technique?	73.33%
Q.4.	Are you able to write the C++ program for various searching and sorting technique?	72.38%
Q.5.	Are you able to write the C++ program to implement stack and queue?	73.33%
Q.6.	Will you be able to write C++ program for complex problem statement?	75.24%
Average Feedback		74.37%


 Prof. Yogesh S. Sharma
Feedback Incharge


 Dr. Abhay R. Kasetwar
Head of Department



S. B. Jain Institute of Technology, Management & Research, Nagpur

Department of Electronics & Telecommunication Engineering

"Emerge as a center for quality education in Electronics & Telecommunication Engineering, so as to create competent professionals"

Academic Session 2020-21 (ODD)

Course End Survey Report

Date: 24/12/2020

Class: 2nd Year / 3rd Semester (Section-B)

Class Incharge: Prof. Kiran Barapatre


No. of Participants involved in Feedback:

37


Q. No.	Question	% Response
Applied Mathematics III (TH)		
Q.1.	Are you able to understand initial value problem and its solution using Laplace transform?	70.27%
Q.2.	Are you able to find Fourier series of functions?	70.27%
Q.3.	Do you able to find Fourier cosine and sine transform?	71.35%
Q.4.	Do you able to evaluate the solution of the problem by calculus of variation method?	70.81%
Q.5.	Are you able to understand Analytic function and Harmonic function?	67.03%
Q.6.	Are you able to evaluate complex integral by using Cauchys formula and Residue method?	70.27%
Q.7.	Are you able to understand Lagranges partial differential equation?	68.65%
Q.8.	Do you able to find solution of Higher order linear partial differential equation?	71.35%
Q.9.	Are you able to understand matrix algebra and properties of Matrices?	76.22%
Q.10.	Do you able to find solution of linear system by using matrices?	74.59%
Average Feedback		71.08%
Electronic Devices and Circuits (TH)		
Q.1.	Did you understand the V I characteristics of pn junction diode?	75.14%
Q.2.	Have you understood the design and operation of rectifier?	72.97%
Q.3.	Did you understand the construction of BJT?	70.27%
Q.4.	Are you aware of Biasing techniques of BJT?	70.27%
Q.5.	Are you aware of hybrid model of transistors?	69.19%
Q.6.	Will you be able to tell about the different feedback connections?	71.35%
Q.7.	Will you be able design of oscillator?	67.57%
Q.8.	Do you have adequate knowledge of power amplifier?	69.19%
Q.9.	Did you understand the construction of FET?	71.89%
Q.10.	Will you be able to calculate various parameters of semiconductor devices?	70.81%
Average Feedback		70.86%
Electronic Measurement and Instrumentation (TH)		
Q.1.	Are you able to understand basic concepts and definitions in measurement?	77.84%
Q.2.	Are you able to define various types of errors in measurement system?	76.22%
Q.3.	Are you able to understand basic operation and design of different types of electronic instruments for parameter measurement?	75.68%
Q.4.	Are you able to learn how to balance the Bridges to find unknown values?	75.68%
Q.5.	Are you able to identify the various methods for measurement of resistance, capacitance and inductance?	75.14%
Q.6.	Are you to able Understand the basic operation of Transducers for the measurement of Displacement, Pressure, Temperature, Level, & Flow?	74.59%
Q.7.	Are you able to learn operational circuitry of oscilloscopes and function generators to measure frequency and phase of the unknown signal?	72.97%
Q.8.	Are you to able Understand operational circuitry and design of various signal analyzer and Data Acquisition System	75.14%

Q.9.	By the end of the course what level of change have you noticed in taking the "basics of measurement" challenge by yourself?	72.43%
Q.10.	Did this subject make you comforted to in the field of measurement & instrumentation?	71.35%
Average Feedback		74.70%
Object Oriented Programming and Data Structures (TH)		
Q.1.	Do you have adequate fundamental knowledge of C language regarding data types, operators, arrays, structures, pointers and functions?	74.59%
Q.2.	Are you aware of object oriented language features such as overloading, polymorphism etc?	73.51%
Q.3.	Would you be able to construct class and its objects and understand access specifiers?	73.51%
Q.4.	Will you be able to use C++ features such as constructors, inline functions, friend functions and inheritance and function overloading?	72.43%
Q.5.	Are you aware of templates-function and class templates, virtual classes, pure virtual class?	71.89%
Q.6.	Can you be able to use any sorting algorithm for sorting data?	72.43%
Q.7.	Can you implement stack or queue using either arrays or linked list?	69.19%
Q.8.	Have you understood non linear data structures - TREES and its special type Binary trees?	72.97%
Q.9.	Are you in a position to write a program for hybrid inheritance or operator overloading using aspects of C++?	71.35%
Q.10.	Will it be possible for you to write an application program for any real world problem using whatever you learnt ?	70.81%
Average Feedback		72.27%
Network Analysis and Synthesis (TH)		
Q.1.	Did you understand the meaning of Electrical Network Analysis and Synthesis, and the difference between Network Analysis & Network Synthesis?	76.22%
Q.2.	Are you able to reduce the combination of different energy sources and impedances to a single source?	76.76%
Q.3.	Are you able to calculate the response of the network (I, V or P) by using either Basic Methods (Mesh or Node) or Special Methods (Network Theorems)?	76.76%
Q.4.	Do you know that how to calculate values of circuit parameters to have the Resonance in RLC series or Parallel circuit?	77.30%
Q.5.	Are you able to design the passive filters if the cut-off frequency(cies) and nominal impedance are given to you?	73.51%
Q.6.	Are you able to design a required Attenuator if the Characteristic impedance and the desired attenuation are given to you?	75.68%
Q.7.	Do you the advantages of using Laplace Transform in Network Analysis?	71.35%
Q.8.	Are you able to Analyze the given Electrical Network by using Laplace Transform?	73.51%
Q.9.	Do you know that how to calculate Network Functions for the given two port network?	72.97%
Q.10.	Do you know that how many Two Port Network Parameters are there and how to calculate them?	74.05%
Average Feedback		74.81%
Electronic Devices and Circuits (PR)		
Q.1.	Will you be able to identify semiconductor devices like diodes, BJT and FET?	72.97%
Q.2.	Can you plot characteristics of semiconductor devices like diodes, BJT and FET?	70.81%
Q.3.	Can you realize basic electronic circuits on breadboard?	71.35%
Q.4.	Will you be able to analyze different electronic circuits?	71.89%
Q.5.	Do you have adequate knowledge of Virtual Lab?	71.89%
Q.6.	Will you be able to simulate basic electronic circuits using Multisim?	68.11%
Average Feedback		71.17%
Electronic Measurement and Instrumentation (PR)		
Q.1.	Are you able to learn how to balance the Bridges to find unknown values?	75.14%
Q.2.	Are you able to identify the various methods for measurement of resistance, capacitance and inductance?	73.51%
Q.3.	Are you able to learn operational circuitry of oscilloscopes and function generators to measure frequency and phase of the unknown signal?	71.35%

Q.4.	Are you to able Understand the basic operation of Transducers for the measurement of Displacement, Strain,force etc	72.97%
Q.5.	Are you to able Understand the basic concept of signal conditioning used in Data Acquisatioin System.	71.89%
Q.6.	Did this subject make you comforted to in the field of measurement & instrumentation?	72.43%
Average Feedback		72.88%
Object Oriented Programming and Data Structures (PR)		
Q.1.	Do you have adequate fundamental knowledge of C++ programming?	74.05%
Q.2.	Are you able to write C++ program to demonstrate the concept of friend function, operator overloading function and function overloading?	71.35%
Q.3.	Are you able to write the C++ program for any of the inheritance technique?	72.97%
Q.4.	Are you able to write the C++ program for various searching and sorting technique?	72.43%
Q.5.	Are you able to write the C++ program to implement stack and queue?	74.05%
Q.6.	Will you be able to write C++ program for complex problem statement?	73.51%
Average Feedback		73.06%



Prof. Yogesh S. Sharma
Feedback Incharge



Dr. Abhay R. Kasetwar
Head of Department



S. B. Jain Institute of Technology, Management & Research, Nagpur
Department of Electronics & Telecommunication Engineering

"Emerge as a center for quality education in Electronics & Telecommunication Engineering, so as to create competent professionals"

Academic Session 2020-21 (ODD)

Course End Survey Report

Date: 24/12/2020

Class: 3rd Year / 5th Semester (Section-A)

Class Incharge: Prof. Rasika Belsare

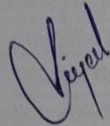
No. of Participants involved in Feedback:

40


Q. No.	Question	% Response
Antenna & Wave Propagation (TH)		
Q.1.	Are you able to understand the importance of transmission lines in communication?	79.50%
Q.2.	Did you get the knowledge of Smith chart being used for transmission line analysis?	77.00%
Q.3.	Are you able to design antenna arrays using Dolph Tchebyshev method?	74.50%
Q.4.	Did you get the knowledge of various reflector antennas being used in today's world?	78.50%
Q.5.	Are you able to analyze loop antenna?	74.50%
Q.6.	Are you able to understand the importance and applications of Microstrip antennas?	79.50%
Q.7.	Are you able to understand the methods of feeding an antenna?	77.50%
Q.8.	Have you understood the use of Reciprocity theorem in antennas?	79.00%
Q.9.	Did this subject make you comfortable to understand the basics of antennas?	77.00%
Q.10.	Did the subject made you realize the practical application of antenna measurements?	78.50%
Average Feedback		77.55%
Microprocessor and Microcontroller (TH)		
Q.1.	Do you have adequate fundamental knowledge of microprocessor & microcontroller?	79.00%
Q.2.	Are you aware about various I/O devices and their interfacing with microprocessor & microcontorller?	78.50%
Q.3.	Will you be able to apply knowledge of Microprocessor & Microcontroller for solving real life problems in the area of embedded system, security system & automation?	78.50%
Q.4.	Will you be able to design any embedded system based on microprocessor and microcontroller like message display, robotic arm etc.	77.00%
Q.5.	Are you aware of various peripherals ic like 8255, 8259, 8279, 8251?	80.00%
Q.6.	Do you have adequate fundamental knowledge of assembly language programming.	77.00%
Q.7.	Can you design a time efficient algorithm using assembly language programming?	78.00%
Q.8.	Are you able to interface primary memories with microprocessor and microcontroller ?	76.50%
Q.9.	Can you provide a solution to societal and environmental problems using the knowledge of microprocessor and microcontroller	77.50%
Q.10.	Do you have adequate fundamental knowledge of numeric data processor (NDP) 8087.	78.50%
Average Feedback		78.05%
Analog Circuit & Design (TH)		
Q.1.	Are you able to understand the basic characteristics of OP-AMP and its operation in inverting and non-inverting mode?	82.00%
Q.2.	Are you able to learn the linear functions of OP-AMP? (like adder, subtractor, differentiator, integrator etc.)	81.00%
Q.3.	Are you able to learn non-linear applications of OP-AMP? (like clippers, Schmitt trigger, precision rectifier etc.)	81.50%
Q.4.	Are you able to design at least one type of power supply unit, viz. SVR, SMPS?	81.00%
Q.5.	Are you able to get the concept of various oscillators and filters using OP-AMP?	82.00%
Q.6.	Are you able to design and performance analysis of analog circuits	83.00%
Q.7.	By the end of the course what level of change have you noticed in taking the "basics of OP-AMP" challenge by yourself?	80.50%

Q.8.	Are you able to create, select and apply appropriate techniques, resources and modern engineering and simulation tools to the complex engineering activities?	81.50%
Q.9.	Are you able to identify, formulate and analyze engineering problems using principles of mathematics and engineering sciences in Analog Circuit Design?	79.50%
Q.10.	Did this subject make you comforted to understand the basics of OP-AMP?	82.00%
Average Feedback		81.40%
Communication Electronics (TH)		
Q.1.	Do you have adequate fundamental knowledge of analog communication system?	78.00%
Q.2.	Are you aware about various analog and pulse modulation techniques?	77.00%
Q.3.	Are you aware of various types of Noise and their effect on communication system?	79.00%
Q.4.	Do you have knowledge about sampling and nyquist criteria for analog to digital conversion?	76.50%
Q.5.	Are you aware of various amplitude and frequency demodulation techniques?	76.50%
Q.6.	Will you be able to solve problems related to various analog modulation methods?	76.50%
Q.7.	Do you have knowledge about multiplexing and the various types of multiplexing techniques?	77.00%
Q.8.	Are you able to identify various communication links used for broadband communication?	76.50%
Q.9.	Will you be able to find overall noise figure and noise temperature of a cascade connection?	76.00%
Q.10.	Will you be able to design a receiver system depending on the signal transmitted?	77.50%
Average Feedback		77.05%
Industrial Economics & Entrepreneurship Development (TH)		
Q.1.	Can you describe the aspects of industrial economics?	77.50%
Q.2.	Do you have adequate knowledge of market structure?	76.50%
Q.3.	Are you aware of impact of market structure on the organization?	76.50%
Q.4.	Do you know functions of commercial and central banks?	75.00%
Q.5.	Do you have adequate knowledge of marketing management?	78.50%
Q.6.	Are you aware of impact of marketing management on the organization?	75.00%
Q.7.	Have you understood the concepts of Financial Management for good governance of organization?	76.50%
Q.8.	Can you provide solution for problems of small scale industries?	75.00%
Q.9.	Are you able to understand meaning and responsibilities of Entrepreneurship?	77.00%
Q.10.	Are you able to select and apply appropriate techniques and resources to become an entrepreneur by using the knowledge gained by this subject?	76.50%
Average Feedback		76.40%
Microprocessor and Microcontroller (PR)		
Q.1.	Do You understand basics of Microprocessor and Microcontroller?	77.50%
Q.2.	Will you be able to run program on microprocessor and microcontroller kit?	76.00%
Q.3.	Will you be able to write an assembly language program for given aim using instruction set of microprocessor and microcontroller?	76.00%
Q.4.	Will you be able to interface various I/O devices using peripherals and run devices by writing assembly language program?	77.00%
Q.5.	Can you design hardware/Software using tools like Proteus, Ride?	76.00%
Q.6.	Will you be able to apply knowledge of Microprocessor and Microcontroller for solving real life problems?	75.00%
Average Feedback		76.25%
Analog Circuit & Design (PR)		
Q.1.	Do you have adequate knowledge of designing linear circuits like differentiator / integrator / inverting and non-inverting amplifier?	77.00%
Q.2.	Are you able to understand the process of designing Low pass filter, RC phase shift oscillator, SVR using modern engineering tool?	77.50%
Q.3.	Can you estimate performance parameters of analog circuits?	78.50%
Q.4.	Do you have adequate knowledge of designing non-linear circuits like schmitt trigger / astable multivibrator ?	77.00%

Q.5.	Are you aware of challenges faced in designing analog circuits?	78.50%
Q.6.	Have you designed a real life application using OPAMP or IC555 ?	76.50%
Average Feedback		77.50%
Communication Electronics (PR)		
Q.1.	Are you able to perform modulation and demodulation of analog signals using continuous modulation techniques?	76.50%
Q.2.	Are you able to perform modulation and demodulation of analog signals using pulse modulation techniques?	75.00%
Q.3.	Are you able to understand the concept of signalling using DTMF encoder?	74.50%
Q.4.	Are you able to understand the effect of Pre emphasis and De emphasis on modulating signal?	75.50%
Q.5.	Are you able to identify the faults in the superheterodyne radio receiver?	77.00%
Q.6.	Are you able to understand the effect of change in signal to noise ratio on bit error rate in BPSK system?	75.00%
Average Feedback		75.58%



Prof. Yogesh S. Sharma
Feedback Incharge



Dr. Abhay R. Kasetwar
Head of Department



S. B. Jain Institute of Technology, Management & Research, Nagpur
Department of Electronics & Telecommunication Engineering

"Emerge as a center for quality education in Electronics & Telecommunication Engineering, so as to create competent professionals"

Academic Session 2020-21 (ODD)
Course End Survey Report

Date: 24/12/2020

Class: 3rd Year / 5th Semester (Section-B)

Class Incharge: Dr. Trupti Nagrare


No. of Participants involved in Feedback:

36

Q. No.	Question	% Response
Antenna & Wave Propagation (TH)		
Q.1.	Are you able to understand the importance of transmission lines in communication?	77.22%
Q.2.	Did you get the knowledge of Smith chart being used for transmission line analysis?	73.89%
Q.3.	Are you able to design antenna arrays using Dolph Tchebyshev method?	73.33%
Q.4.	Did you get the knowledge of various reflector antennas being used in today's world?	72.78%
Q.5.	Are you able to analyze loop antenna?	72.78%
Q.6.	Are you able to understand the importance and applications of Microstrip antennas?	75.00%
Q.7.	Are you able to understand the methods of feeding an antenna?	75.00%
Q.8.	Have you understood the use of Reciprocity theorem in antennas?	73.89%
Q.9.	Did this subject make you comfortable to understand the basics of antennas?	74.44%
Q.10.	Did the subject made you realize the practical application of antenna measurements?	76.11%
Average Feedback		74.44%
Microprocessor and Microcontroller (TH)		
Q.1.	Do you have adequate fundamental knowledge of microprocessor & microcontroller?	72.78%
Q.2.	Are you aware about various I/O devices and their interfacing with microprocessor & microcontorller?	71.11%
Q.3.	Will you be able to apply knowledge of Microprocessor & Microcontroller for solving real life problems in the area of embedded system, security system & automation?	68.89%
Q.4.	Will you be able to design any embedded system based on microprocessor and microcontroller like message display, robotic arm etc.	70.00%
Q.5.	Are you aware of various peripherals ic like 8255, 8259, 8279, 8251?	72.78%
Q.6.	Do you have adequate fundamental knowledge of assembly language programming.	71.67%
Q.7.	Can you design a time efficient algorithm using assembly language programming?	71.11%
Q.8.	Are you able to interface primary memories with microprocessor and microcontroller ?	71.67%
Q.9.	Can you provide a solution to societal and environmental problems using the knowledge of microprocessor and microcontroller	71.11%
Q.10.	Do you have adequate fundamental knowledge of numeric data processor (NDP) 8087.	69.44%
Average Feedback		71.06%
Analog Circuit & Design (TH)		
Q.1.	Are you able to understand the basic characteristics of OP-AMP and its operation in inverting and non-inverting mode?	83.33%
Q.2.	Are you able to learn the linear functions of OP-AMP? (like adder, subtractor, differentiator, integrator etc.)	85.56%
Q.3.	Are you able to learn non-linear applications of OP-AMP? (like clippers, Schmitt trigger, precision rectifier etc.)	84.44%
Q.4.	Are you able to design at least one type of power supply unit, viz. SVR, SMPS?	87.22%
Q.5.	Are you able to get the concept of various oscillators and filters using OP-AMP?	84.44%
Q.6.	Are you able to design and performance analysis of analog circuits	85.00%
Q.7.	By the end of the course what level of change have you noticed in taking the "basics of OP-AMP" challenge by yourself?	82.22%


Q.8.	Are you able to create, select and apply appropriate techniques, resources and modern engineering and simulation tools to the complex engineering activities?	83.89%
Q.9.	Are you able to identify, formulate and analyze engineering problems using principles of mathematics and engineering sciences in Analog Circuit Design?	83.89%
Q.10.	Did this subject make you comforted to understand the basics of OP-AMP?	86.67%
Average Feedback		84.67%
Communication Electronics (TH)		
Q.1.	Do you have adequate fundamental knowledge of analog communication system?	79.44%
Q.2.	Are you aware about various analog and pulse modulation techniques?	80.00%
Q.3.	Are you aware of various types of Noise and their effect on communication system?	79.44%
Q.4.	Do you have knowledge about sampling and nyquist criteria for analog to digital conversion?	76.11%
Q.5.	Are you aware of various amplitude and frequency demodulation techniques?	77.22%
Q.6.	Will you be able to solve problems related to various analog modulation methods?	77.22%
Q.7.	Do you have knowledge about multiplexing and the various types of multiplexing techniques?	78.89%
Q.8.	Are you able to identify various communication links used for broadband communication?	77.78%
Q.9.	Will you be able to find overall noise figure and noise temperature of a cascade connection?	77.78%
Q.10.	Will you be able to design a receiver system depending on the signal transmitted?	77.78%
Average Feedback		78.17%
Industrial Economics & Entrepreneurship Development (TH)		
Q.1.	Can you describe the aspects of industrial economics?	80.00%
Q.2.	Do you have adequate knowledge of market structure?	77.22%
Q.3.	Are you aware of impact of market structure on the organization?	77.78%
Q.4.	Do you know functions of commercial and central banks?	79.44%
Q.5.	Do you have adequate knowledge of marketing management?	77.22%
Q.6.	Are you aware of impact of marketing management on the organization?	77.22%
Q.7.	Have you understood the concepts of Financial Management for good governance of organization?	80.00%
Q.8.	Can you provide solution for problems of small scale industries?	78.89%
Q.9.	Are you able to understand meaning and responsibilities of Entrepreneurship?	76.11%
Q.10.	Are you able to select and apply appropriate techniques and resources to become an entrepreneur by using the knowledge gained by this subject?	78.33%
Average Feedback		78.22%
Microprocessor and Microcontroller (PR)		
Q.1.	Do You understand basics of Microprocessor and Microcontroller?	72.22%
Q.2.	Will you be able to run program on microprocessor and microcontroller kit?	67.78%
Q.3.	Will you be able to write an assembly language program for given aim using instruction set of microprocessor and microcontroller?	70.00%
Q.4.	Will you be able to interface various I/O devices using peripherals and run devices by writing assembly language program?	69.44%
Q.5.	Can you design hardware/Software using tools like Proteus, Ride?	69.44%
Q.6.	Will you be able to apply knowledge of Microprocessor and Microcontroller for solving real life problems?	68.33%
Average Feedback		69.54%
Analog Circuit & Design (PR)		
Q.1.	Do you have adequate knowledge of designing linear circuits like differentiator / integrator / inverting and non-inverting amplifier?	80.56%
Q.2.	Are you able to understand the process of designing Low pass filter, RC phase shift oscillator, SVR using modern engineering tool?	77.22%
Q.3.	Can you estimate performance parameters of analog circuits?	77.22%
Q.4.	Do you have adequate knowledge of designing non-linear circuits like schmitt trigger / astable multivibrator ?	79.44%

Q.5.	Are you aware of challenges faced in designing analog circuits?	78.89%
Q.6.	Have you designed a real life application using OPAMP or IC555 ?	81.11%
Average Feedback		79.07%
Communication Electronics (PR)		
Q.1.	Are you able to perform modulation and demodulation of analog signals using continuous modulation techniques?	76.67%
Q.2.	Are you able to perform modulation and demodulation of analog signals using pulse modulation techniques?	74.44%
Q.3.	Are you able to understand the concept of signalling using DTMF encoder?	74.44%
Q.4.	Are you able to understand the effect of Pre emphasis and De emphasis on modulating signal?	72.78%
Q.5.	Are you able to identify the faults in the superheterodyne radio receiver?	73.89%
Q.6.	Are you able to understand the effect of change in signal to noise ratio on bit error rate in BPSK system?	75.56%
Average Feedback		74.63%



Prof. Yogesh S. Sharma

Feedback Incharge



Dr. Abhay K. Kasetwar

Head of Department



S. B. Jain Institute of Technology, Management & Research, Nagpur
Department of Electronics & Telecommunication Engineering

"Emerge as a center for quality education in Electronics & Telecommunication Engineering, so as to create competent professionals"

Academic Session 2020-21 (ODD)
Course End Survey Report

Date: 24/12/2020

Class: 4th Year / 7th Semester (Section-A)

Class Incharge: Prof. Amit Kale


No. of Participants involved in Feedback:

50


Q. No.	Question	% Response
DSP Processor and Architecture (TH)		
Q.1.	Are you able to understand basics of DSP architecture along with its building blocks such as MAC, instruction pipeline, VLIW architecture etc?	77.60%
Q.2.	Are you able to understand basic architecture of TMS 320 processor with all its features?	75.60%
Q.3.	Are you able to understand the basic assembly language syntax of DSP processor architecture?	74.40%
Q.4.	Are you able to understand the basic DSP starter kit configuration?	74.00%
Q.5.	Have you understood the instructions of the TMS 320DSP Processor?	75.60%
Q.6.	By the end of the course what level of change have you noticed in taking the "basic DSP programming"?	75.20%
Q.7.	Are you able to create, select and apply appropriate techniques, resources and modern engineering and simulation tools for DSP programming?	75.20%
Q.8.	Are you able to analyze complex DSP algorithms and filter structure?	74.00%
Q.9.	Are you able to identify, formulate and analyze engineering problems using principles of mathematics and engineering sciences in DSP applications?	73.60%
Q.10.	Did this subject make you comforted to understand the basics of DSP Architecture?	72.80%
Average Feedback		74.80%
Television and Video Engineering (TH)		
Q.1.	Are you able to understand basics of television transmission and reception and basics of scanning, composite video signal and VSB transmission and reception?	80.80%
Q.2.	Are you able to understand colour TV transmission and reception techniques such as PAL, NTSC and SECAM with circuits to realize them and the TV pattern generation?	78.40%
Q.3.	Are able to learn Digital TV Transmission and reception with different types of formats?	79.20%
Q.4.	Are you able to learn HDTV and Application of Television Engineering such as CCTV, CATV, DISH TV?	78.00%
Q.5.	Are you able to learn IP TV, Mobile TV, Recorders and projectors?	77.20%
Q.6.	Are you able to learn Consumer Application such as camcorders, digicam, Handycam, DVD/CD player?	78.80%
Q.7.	Are you able to learn different applications of analog and digital TV	79.20%
Q.8.	By the end of the course what level of change have you noticed in taking the "basics of Television and Video engineering" challenge by yourself?	77.60%
Q.9.	Did this subject make you comforted to understand the basics of Television and Video engineering field?	79.20%
Q.10.	Are you able to create, select and apply appropriate techniques, resources and modern engineering tools to the complex engineering activities?	77.60%
Average Feedback		78.60%
Optical Communication (TH)		
Q.1.	Are you able to understand the advantages, disadvantages and application of Optical fiber communication?	81.20%
Q.2.	Have you understood the different types of Optical fibers?	80.40%
Q.3.	Are you able to understand fiber manufacturing methods?	80.40%
Q.4.	Are you able to distinguish between various losses in Optical fibers?	80.40%

Q.5.	Are able to identify the difference between splicing, couplers and connectors?	81.20%
Q.6.	Are you able to choose proper Optical Sources, Optical Detector and Optical Receiver according to the given application?	79.60%
Q.7.	Are you able to understand the importance of using analog and digital links?	80.00%
Q.8.	Are you able to understand methods of measurement of attenuation and dispersion?	80.80%
Q.9.	Have you understood the types of Optical amplifiers?	80.40%
Q.10.	Did the subject made you familiar with the practical?	79.20%
Average Feedback		80.36%
Advanced Digital System Design (TH)		
Q.1.	Are you able to understand the basic concept and development flow of VHDL?	79.20%
Q.2.	Are you able to understand the use of concurrent and sequential statements using different style of modeling?	81.20%
Q.3.	Are you able to implement combinational and sequential circuits using VHDL?	81.60%
Q.4.	Are you able to write test bench of combinational and sequential circuits?	81.20%
Q.5.	Are you able to understand the concept of Finite State Machine?	79.60%
Q.6.	Are you able to design finite state machines in synchronous and asynchronous mode?	80.00%
Q.7.	Did you get the concept of synthesis, power analysis and timing analysis in details?	80.40%
Q.8.	Did you understand the concept of PLD's and implementation of any Boolean expression using PLD's?	80.40%
Q.9.	Did you understand CPLD and FPGA architectures in detail?	80.00%
Q.10.	Did this subject make you comfortable to understand the way of modeling the digital circuits using VHDL?	80.80%
Average Feedback		80.44%
VLSI Signal Processing (TH)		
Q.1.	Are you able to understand the concept of Pipeling ?	77.60%
Q.2.	Are you able to understand the concept of Parallel Processing and apply it to FIR Filter structure ?	76.40%
Q.3.	Are you able to apply the concept of fine grain pipelining on FIR Filter stucture?	75.60%
Q.4.	Are you able to design cutset retiming graph from unretimed DFG?	76.40%
Q.5.	Are able to design unfolding DFG from original DFG?	77.20%
Q.6.	Are you able to understand bit level parallel processing and word level parallel processing stucture from original DSP program?	76.80%
Q.7.	Are you able to solve different types of problems based on algorithms used in signal processing?	76.80%
Q.8.	Are you able to compare and identify fast signal processing algorithm in VLSI Singal processing?	76.40%
Q.9.	Have you understood the concept of convolution and problem solving methods of convolution?	76.00%
Q.10.	Did this subject make you comfortable to understand in the field of VLSI Signal processing?	74.40%
Average Feedback		76.36%
DSP Processor and Architecture (PR)		
Q.1.	Are you able to handle Code composer studio?	78.00%
Q.2.	Are you able to analyse results of C and assembly languge programs?	75.60%
Q.3.	Are you able to generate various waveforms ?	76.00%
Q.4.	Are you able to execute different DSP algorithms using Code Composer Studio?	75.20%
Q.5.	Are you able to design different types of filters?	77.20%
Q.6.	Are you able to understand characteristics of various filters?	72.80%
Average Feedback		75.80%
Television and Video Engineering (PR)		
Q.1.	Are you able to understand various test points and occuring faults on the board of trainer kit?	76.40%
Q.2.	Are you able to measure the voltages of various points in VIF and SIF section,colour difference signals ?	77.20%

Q.3.	Are you able to monitor the effect of synchronization signal, and concept of EHT?	76.00%
Q.4.	Are you able to understand vertical section of TV and monitor the effects of faults	76.40%
Q.5.	Are you able to understand the high and low voltage measurement of SMPS Section?	74.80%
Q.6.	Are you able to interface pattern generator through T.V.	76.00%
Average Feedback		76.13%
Advanced Digital System Design (PR)		
Q.1.	Are you able to design combinational digital circuits using VHDL?	77.60%
Q.2.	Are you able to design sequential digital circuits using VHDL?	77.20%
Q.3.	Are you able to test digital circuits by writing test bench using VHDL?	78.00%
Q.4.	By observing the output waveform are you able to judge the correctness of output?	77.20%
Q.5.	Are you able to implement digital circuits using FPGA?	77.20%
Q.6.	Are you comfortable with Xilinx/Altera Software?	76.00%
Average Feedback		77.20%



Prof. Yogesh S. Sharma
Feedback Incharge



Dr. Abhay R. Kasetwar
Head of Department



S. B. Jain Institute of Technology, Management & Research, Nagpur
Department of Electronics & Telecommunication Engineering

"Emerge as a center for quality education in Electronics & Telecommunication Engineering, so as to create competent professionals"

Academic Session 2020-21 (ODD)

Course End Survey Report

Date: 24/12/2020

Class: 4th Year / 7th Semester (Section-B)

Class Incharge: Prof. Mayur Tembhurney

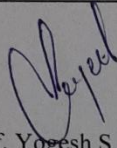
No. of Participants involved in Feedback:

47


Q. No.	Question	% Response
DSP Processor and Architecture (TH)		
Q.1.	Are you able to understand basics of DSP architecture along with its building blocks such as MAC, instruction pipeline, VLIW architecture etc?	76.60%
Q.2.	Are you able to understand basic architecture of TMS 320 processor with all its features?	72.77%
Q.3.	Are you able to understand the basic assembly language syntax of DSP processor architecture?	74.89%
Q.4.	Are you able to understand the basic DSP starter kit configuration?	73.19%
Q.5.	Have you understood the instructions of the TMS 320DSP Processor?	73.62%
Q.6.	By the end of the course what level of change have you noticed in taking the "basic DSP programming"?	73.19%
Q.7.	Are you able to create, select and apply appropriate techniques, resources and modern engineering and simulation tools for DSP programming?	74.04%
Q.8.	Are you able to analyze complex DSP algorithms and filter structure?	72.77%
Q.9.	Are you able to identify, formulate and analyze engineering problems using principles of mathematics and engineering sciences in DSP applications?	75.32%
Q.10.	Did this subject make you comforted to understand the basics of DSP Architecture?	73.62%
Average Feedback		74.00%
Television and Video Engineering (TH)		
Q.1.	Are you able to understand basics of television transmission and reception and basics of scanning, composite video signal and VSB transmission and reception?	76.60%
Q.2.	Are you able to understand colour TV transmission and reception techniques such as PAL, NTSC and SECAM with circuits to realize them and the TV pattern generation?	76.60%
Q.3.	Are able to learn Digital TV Transmission and reception with different types of formats?	75.32%
Q.4.	Are you able to learn HDTV and Application of Television Engineering such as CCTV, CATV, DISH TV?	75.32%
Q.5.	Are you able to learn IP TV, Mobile TV, Recorders and projectors?	75.32%
Q.6.	Are you able to learn Consumer Application such as camcorders, digicam, Handycam, DVD/CD player?	76.17%
Q.7.	Are you able to learn different applications of analog and digital TV	77.02%
Q.8.	By the end of the course what level of change have you noticed in taking the "basics of Television and Video engineering" challenge by yourself?	75.32%
Q.9.	Did this subject make you comforted to understand the basics of Television and Video engineering field?	77.45%
Q.10.	Are you able to create, select and apply appropriate techniques, resources and modern engineering tools to the complex engineering activities?	76.60%
Average Feedback		76.17%
Optical Communication (TH)		
Q.1.	Are you able to understand the advantages, disadvantages and application of Optical fiber communication?	78.72%
Q.2.	Have you understood the different types of Optical fibers?	77.02%
Q.3.	Are you able to understand fiber manufacturing methods?	77.45%
Q.4.	Are you able to distinguish between various losses in Optical fibers?	77.45%

Q.5.	Are able to identify the difference between splicing, couplers and connectors?	77.02%
Q.6.	Are you able to choose proper Optical Sources, Optical Detector and Optical Receiver according to the given application?	78.30%
Q.7.	Are you able to understand the importance of using analog and digital links?	77.45%
Q.8.	Are you able to understand methods of measurement of attenuation and dispersion?	77.02%
Q.9.	Have you understood the types of Optical amplifiers?	78.30%
Q.10.	Did the subject made you familiar with the practical?	77.45%
Average Feedback		77.62%
Advanced Digital System Design (TH)		
Q.1.	Are you able to understand the basic concept and development flow of VHDL?	79.57%
Q.2.	Are you able to understand the use of concurrent and sequential statements using different style of modeling?	77.87%
Q.3.	Are you able to implement combinational and sequential circuits using VHDL?	77.87%
Q.4.	Are you able to write test bench of combinational and sequential circuits?	77.45%
Q.5.	Are you able to understand the concept of Finite State Machine?	78.30%
Q.6.	Are you able to design finite state machines in synchronous and asynchronous mode?	76.17%
Q.7.	Did you get the concept of synthesis, power analysis and timing analysis in details?	78.72%
Q.8.	Did you understand the concept of PLD's and implementation of any Boolean expression using PLD's?	77.45%
Q.9.	Did you understand CPLD and FPGA architectures in detail?	77.45%
Q.10.	Did this subject make you comfortable to understand the way of modeling the digital circuits using VHDL?	77.02%
Average Feedback		77.79%
VLSI Signal Processing (TH)		
Q.1.	Are you able to understand the concept of Pipeling ?	77.02%
Q.2.	Are you able to understand the concept of Parallel Processing and apply it to FIR Filter structure ?	76.17%
Q.3.	Are you able to apply the concept of fine grain pipelining on FIR.Filter stucture?	76.60%
Q.4.	Are you able to design cutset retiming graph from unretimed DFG?	76.60%
Q.5.	Are able to design unfolding DFG from original DFG?	76.60%
Q.6.	Are you able to understand bit level parallel processing and word level parallel processing stucture from original DSP program?	75.74%
Q.7.	Are you able to solve different types of problems based on algorithms used in signal processing?	76.17%
Q.8.	Are you able to compare and identify fast signal processing algorithm in VLSI Singal processing?	74.47%
Q.9.	Have you understood the concept of convolution and problem solving methods of convolution?	75.74%
Q.10.	Did this subject make you comfortable to understand in the field of VLSI Signal processing?	75.74%
Average Feedback		76.09%
DSP Processor and Architecture (PR)		
Q.1.	Are you able to handle Code composer studio?	74.47%
Q.2.	Are you able to analyse results of C and assembly languge programs?	74.89%
Q.3.	Are you able to generate various waveforms ?	73.19%
Q.4.	Are you able to execute different DSP algorithms using Code Composer Studio?	75.32%
Q.5.	Are you able to design different types of filters?	74.47%
Q.6.	Are you able to understand characteristics of various filters?	74.04%
Average Feedback		74.40%
Television and Video Engineering (PR)		
Q.1.	Are you able to understand various test points and occuring faults on the board of trainer kit?	75.32%
Q.2.	Are you able to measure the voltages of various points in VIF and SIF section,colour difference signals ?	74.04%
Q.3.	Are you able to monitor the effect of synchronization signal,and concept of EHT?	73.62%

Q.4.	Are you able to understand vertical section of TV and monitor the effects of faults	74.04%
Q.5.	Are you able to understand the high and low voltage measurement of SMPS Section?	75.74%
Q.6.	Are you able to interface pattern generator through T.V.	74.04%
Average Feedback		74.47%
Advanced Digital System Design (PR)		
Q.1.	Are you able to design combinational digital circuits using VHDL?	77.45%
Q.2.	Are you able to design sequential digital circuits using VHDL?	76.60%
Q.3.	Are you able to test digital circuits by writing test bench using VHDL?	75.74%
Q.4.	By observing the output waveform are you able to judge the correctness of output?	77.45%
Q.5.	Are you able to implement digital circuits using FPGA?	77.87%
Q.6.	Are you comfortable with Xilinx/Altera Software?	75.74%
Average Feedback		76.81%



Prof. Yogesh S. Sharma
Feedback Incharge



Dr. Abhay R. Kasetwar
Head of Department

Electronics and Telecommunication Engineering
Academic Feedback-I
EVEN Semester



**Department of
Electronics & Telecommunication Engineering**

*"Emerge as centre for quality education in Electronics & Telecommunication Engineering, so as to
create competent professionals"*



Academic Session 2020-21 (EVEN)

Student Feedback-I Report

Date: 07/04/2021

Class: 2nd Year / 4th Semester (Section-A)

Class Incharge: Prof. Mohd. Naushad

No. of students participated in feedback: 48

Subject	Faculty Incharge	% Feedback
Applied Mathematics - IV	Dr. Himanshu Roy	81.29%
Power Devices and Machines	Prof. Waseem Akram	86.50%
Electromagnetic Fields	Prof. Mohd. Naushad	83.42%
Digital Circuits and Fundamental of Microprocessors	Prof. Nicky Balani	85.29%
Signals and Systems	Prof. Mayur Tembhurney	82.67%
Power Devices and Machines (PR)	Batch 1	79.13%
	Batch 2	80.46%
	Batch 3	77.50%
Digital Circuits and Fundamental of Microprocessors (PR)	Batch 1	81.13%
	Batch 2	81.38%
	Batch 3	82.83%
Software Workshop (PR)	Batch 1	75.39%
	Batch 2	82.77%
	Batch 3	76.67%

Prof. Yogesh Sharma
Feedback Incharge

Dr. Abhay R. Kasetwar
Head of Department



**Department of
Electronics & Telecommunication Engineering**

*"Emerge as centre for quality education in Electronics & Telecommunication Engineering, so as to
create competent professionals"*



Academic Session 2020-21 (EVEN)

Student Feedback-I Report

Date: 07/04/2021

Class: 2nd Year / 4th Semester (Section-B)

Class Incharge: Prof. Mayur Tembhumey

No. of students participated in feedback: 49

Subject	Faculty Incharge	% Feedback
Applied Mathematics - IV	Dr. Himanshu Roy	77.43%
Power Devices and Machines	Prof. Waseem Akram	84.98%
Electromagnetic Fields	Prof. Mohd. Naushad	83.18%
Digital Circuits and Fundamental of Microprocessors	Prof. Nicky Balani	84.20%
Signals and Systems	Prof. Mayur Tembhumey	85.80%
Power Devices and Machines (PR)	Batch 1	81.78%
	Batch 2	78.78%
	Batch 3	78.31%
Digital Circuits and Fundamental of Microprocessors (PR)	Batch 1	81.56%
	Batch 2	78.89%
	Batch 3	82.00%
Software Workshop (PR)	Batch 1	79.33%
	Batch 2	74.22%
	Batch 3	81.85%

Prof. Yogesh Sharma
Feedback Incharge

Dr. Abhay R. Kasetwar
Head of Department



Department of Electronics & Telecommunication Engineering

*"Emerge as centre for quality education in Electronics & Telecommunication Engineering, so as to
create competent professionals"*



Academic Session 2020-21 (EVEN)

Student Feedback-I Report

Date: 07/04/2021

Class: 3rd Year / 6th Semester (Section-A)

Class Incharge: Prof. Waseem Akram

No. of students participated in feedback: 41

Subject		Faculty Incharge	% Feedback
Telecommunication Switching Systems		Prof. Yogesh Sharma	81.61%
Digital Signal Processing		Prof. Waseem Khanooni	92.00%
Control System Engineering		Prof. Waseem Akram	92.15%
Digital Communication		Prof. Pankaj Taklikar	80.15%
Functional English		Prof. Daksha Taori	82.00%
Digital Signal Processing (PR)	Batch 1	Prof. Waseem Khanooni	86.88%
	Batch 2		85.33%
	Batch 3	Prof. Pankaj Taklikar	94.92%
Digital Communication (PR)	Batch 1	Prof. Ayushi Jaiswal	82.25%
	Batch 2	Prof. Yogesh Sharma	80.67%
	Batch 3		91.23%
Electronic Workshop and Practices (PR)	Batch 1	Dr. Trupti Nagrare	83.13%
	Batch 2		77.33%
	Batch 3		89.54%

Prof. Yogesh Sharma
Feedback Incharge

Dr. Abhay R. Kasetwar
Head of Department



**Department of
Electronics & Telecommunication Engineering**

*"Emerge as centre for quality education in Electronics & Telecommunication Engineering, so as to
create competent professionals"*



Academic Session 2020-21 (EVEN)

Student Feedback-I Report

Date: 07/04/2021

Class: 3rd Year / 6th Semester (Section-B)

Class Incharge: Dr. Trupti Nagrare

No. of students participated in feedback: 42

Subject	Faculty Incharge	% Feedback
Telecommunication Switching Systems	Dr. Abhay Kasetwar	78.33%
Digital Signal Processing	Prof. Waseem Khanooni	88.33%
Control System Engineering	Prof. Waseem Akram	89.71%
Digital Communication	Dr. Trupti Nagrare	77.86%
Functional English	Prof. Daksha Taori	79.14%
Digital Signal Processing (PR)	Batch 1	77.83%
	Batch 2	91.00%
	Batch 3	86.83%
Digital Communication (PR)	Batch 1	79.00%
	Batch 2	85.78%
	Batch 3	75.50%
Electronic Workshop and Practices (PR)	Batch 1	79.17%
	Batch 2	84.56%
	Batch 3	76.17%

Prof. Yogesh Sharma
Feedback Incharge

Dr. Abhay R. Kasetwar
Head of Department



**Department of
Electronics & Telecommunication Engineering**

*"Emerge as centre for quality education in Electronics & Telecommunication Engineering, so as to
create competent professionals"*



Academic Session 2020-21 (EVEN)

Student Feedback-I Report

Date: 07/04/2021

Class: 4th Year / 8th Semester (Section-B)

Class Incharge: Prof. Kiran Barapatre

No. of students participated in feedback: 53

Subject		Faculty Incharge	% Feedback
Microwave and Radar Engineering		Prof. Sheetal Mungale	81.77%
Computer Communication Networks		Prof. Kiran Barapatre	82.23%
Wireless and Mobile Communication		Prof. Ayushi Jaiswal	82.26%
Digital Image Processing		Prof. Sagar Paddhan	80.94%
Satellite Communication		Prof. Amit Kale	82.72%
Microwave and Radar Engineering (PR)	Batch 1	Prof. Sagar Paddhan	79.60%
	Batch 2		84.22%
	Batch 3		81.33%
Computer Communication Networks (PR)	Batch 1	Prof. Vivek Deshmukh	80.00%
	Batch 2		80.78%
	Batch 3	Dr. Trupti Nagarare	83.07%

Prof. Yogesh Sharma
Feedback Incharge

Dr. Abhay R. Kasetwar
Head of Department



Department of
Electronics & Telecommunication Engineering

"Emerge as centre for quality education in Electronics & Telecommunication Engineering, so as to create competent professionals"



Academic Session 2020-21 (EVEN)

Student Feedback-I Report

Date: 07/04/2021

Class: 4th Year / 8th Semester (Section-A)

Class Incharge: Prof. Amit Kale

No. of students participated in feedback: 53

Subject	Faculty Incharge	% Feedback
Microwave and Radar Engineering	Prof. Sheetal Mungale	76.79%
Computer Communication Networks	Prof. Vivek Deshmukh	78.83%
Wireless and Mobile Communication	Prof. Ayushi Jaiswal	82.30%
Digital Image Processing	Prof. Sagar Paddhan	80.11%
Satellite Communication	Prof. Amit Kale	78.83%
Microwave and Radar Engineering (PR)	Batch 1	85.58%
	Batch 2	73.44%
	Batch 3	77.00%
Computer Communication Networks (PR)	Batch 1	89.26%
	Batch 2	76.78%
	Batch 3	76.38%

Prof. Yogesh Sharma
Feedback Incharge

Dr. Abhay R. Kasetwar
Head of Department



**Department of
Electronics & Telecommunication Engineering**

*"Emerge as centre for quality education in Electronics & Telecommunication Engineering, so as to
create competent professionals"*



Academic Session 2020-21 (EVEN)

Report on Action Taken (Academic Feedback-I)

Date: 17/04/2021

- Academic feedback has been discussed with respective subject faculties after feedback analysis. Action plan for further improvements was provided by respective faculties and further followed by appropriate remarks by Head of Department.
- Faculties with average feedback have been counseled for shortcomings and suggestions were advised by Head of Department.
- It was observed that there were issues in Practical Batch A2 of Microwave and Radar Engineering subject of 8th Semester and Practical Batch B2 of Software Workshop of 4th Semester. Respective faculties were counseled based on the findings while interacting with them.
- Also faculties with excellent feedback have been appreciated by Head of Department for their efforts in order to motivate them.

**Dr. Abhay R. Kasetwar
Head of Department**

Academic Feedback-II



**Department of
Electronics & Telecommunication Engineering**

*"Emerge as centre for quality education in Electronics & Telecommunication Engineering, so as to
create competent professionals"*



Academic Session 2020-21 (EVEN)

Student Feedback-II Report

Date: 13/05/2021

Class: 2nd Year / 4th Semester (Section-A)

Class Incharge: Prof. Mohd. Naushad

No. of students participated in feedback: 47

Subject	Faculty Incharge	% Feedback
Applied Mathematics - IV	Dr. Himanshu Roy	80.81%
Power Devices and Machines	Prof. Waseem Akram	86.26%
Electromagnetic Fields	Prof. Mohd. Naushad	84.00%
Digital Circuits and Fundamental of Microprocessors	Prof. Nicky Balani	85.49%
Signals and Systems	Prof. Mayur Tembhurney	84.04%
Power Devices and Machines (PR)	Batch 1	77.91%
	Batch 2	80.63%
	Batch 3	78.67%
Digital Circuits and Fundamental of Microprocessors (PR)	Batch 1	79.91%
	Batch 2	80.50%
	Batch 3	86.44%
Software Workshop (PR)	Batch 1	75.82%
	Batch 2	81.00%
	Batch 3	80.44%

Prof. Yogesh Sharma
Feedback Incharge

Dr. Abhay R. Kasetwar
Head of Department



Department of Electronics & Telecommunication Engineering

*"Emerge as centre for quality education in Electronics & Telecommunication Engineering, so as to
create competent professionals"*



Academic Session 2020-21 (EVEN)

Student Feedback-II Report

Date: 13/05/2021

Class: 2nd Year / 4th Semester (Section-B)

Class Incharge: Prof. Mayur Tembhumey

No. of students participated in feedback: 46

Subject		Faculty Incharge	% Feedback
Applied Mathematics - IV		Dr. Himanshu Roy	72.00%
Power Devices and Machines		Prof. Waseem Akram	79.09%
Electromagnetic Fields		Prof. Mohd. Naushad	77.65%
Digital Circuits and Fundamental of Microprocessors		Prof. Nicky Balani	79.17%
Signals and Systems		Prof. Mayur Tembhumey	80.91%
Power Devices and Machines (PR)	Batch 1	Prof. Anirudha Jadhav	73.38%
	Batch 2		76.00%
	Batch 3		70.31%
Digital Circuits and Fundamental of Microprocessors (PR)	Batch 1	Prof. Kiran Barapatre	77.38%
	Batch 2		84.00%
	Batch 3		70.77%
Software Workshop (PR)	Batch 1	Prof. Mohd. Naushad	71.75%
	Batch 2		78.12%
	Batch 3		68.46%

Prof. Yogesh Sharma
Feedback Incharge

Dr. Abhay R. Kasetwar
Head of Department



Department of
Electronics & Telecommunication Engineering
"Emerge as centre for quality education in Electronics & Telecommunication Engineering, so as to create competent professionals"



Academic Session 2020-21 (EVEN)

Student Feedback-II Report

Date: 13/05/2021

Class: 3rd Year / 6th Semester (Section-A)

Class Incharge: Prof. Waseem Akram

No. of students participated in feedback: 36

Subject		Faculty Incharge	% Feedback
Telecommunication Switching Systems		Prof. Yogesh Sharma	85.50%
Digital Signal Processing		Prof. Waseem Khanooni	89.22%
Control System Engineering		Prof. Waseem Akram	91.11%
Digital Communication		Prof. Pankaj Taklikar	86.78%
Functional English		Prof. Daksha Taori	84.11%
Digital Signal Processing (PR)	Batch 1	Prof. Waseem Khanooni	87.08%
	Batch 2		90.17%
	Batch 3	Prof. Pankaj Taklikar	91.45%
Digital Communication (PR)	Batch 1	Prof. Ayushi Jaiswal	88.15%
	Batch 2	Prof. Yogesh Sharma	86.83%
	Batch 3		90.55%
Electronic Workshop and Practices (PR)	Batch 1	Dr. Trupti Nagrare	86.92%
	Batch 2		80.17%
	Batch 3		89.27%

Prof. Yogesh Sharma
Feedback Incharge

Dr. Abhay R. Kasetwar
Head of Department



**Department of
Electronics & Telecommunication Engineering**

*"Emerge as centre for quality education in Electronics & Telecommunication Engineering, so as to
create competent professionals"*



Academic Session 2020-21 (EVEN)

Student Feedback-II Report

Date: 13/05/2021

Class: 3rd Year / 6th Semester (Section-B)

Class Incharge: Dr. Trupti Nagrare

No. of students participated in feedback: 37

Subject		Faculty Incharge	% Feedback
Telecommunication Switching Systems		Dr. Abhay Kasetwar	79.19%
Digital Signal Processing		Prof. Waseem Khanooni	86.70%
Control System Engineering		Prof. Waseem Akram	87.51%
Digital Communication		Dr. Trupti Nagrare	81.08%
Functional English		Prof. Daksha Taori	76.86%
Digital Signal Processing (PR)	Batch 1	Prof. Pankaj Taklikar	78.50%
	Batch 2		89.29%
	Batch 3		80.18%
Digital Communication (PR)	Batch 1	Prof. Ayushi Jaiswal	78.83%
	Batch 2		86.57%
	Batch 3		79.82%
Electronic Workshop and Practices (PR)	Batch 1	Prof. Amit Kale	74.33%
	Batch 2		88.29%
	Batch 3		78.18%

Prof. Yogesh Sharma
Feedback Incharge

Dr. Abhay R. Kasetwar
Head of Department



**Department of
Electronics & Telecommunication Engineering**

*"Emerge as centre for quality education in Electronics & Telecommunication Engineering, so as to
create competent professionals"*



Academic Session 2020-21 (EVEN)

Student Feedback-II Report

Date: 30/04/2021

Class: 4th Year / 8th Semester (Section-A)

Class Incharge: Prof. Amit Kale

No. of students participated in feedback: 52

Subject	Faculty Incharge	% Feedback
Microwave and Radar Engineering	Prof. Sheetal Mungale	76.08%
Computer Communication Networks	Prof. Vivek Deshmukh	78.08%
Wireless and Mobile Communication	Prof. Ayushi Jaiswal	80.27%
Digital Image Processing	Prof. Sagar Paddhan	80.65%
Satellite Communication	Prof. Amit Kale	79.00%
Microwave and Radar Engineering (PR)	Batch 1	78.35%
	Batch 2	74.74%
	Batch 3	80.25%
Computer Communication Networks (PR)	Batch 1	77.76%
	Batch 2	78.42%
	Batch 3	79.75%

Prof. Yogesh Sharma
Feedback Incharge

Dr. Abhay R. Kasetwar
Head of Department



**Department of
Electronics & Telecommunication Engineering**

"Emerge as centre for quality education in Electronics & Telecommunication Engineering, so as to create competent professionals"



Academic Session 2020-21 (EVEN)

Student Feedback-II Report

Date: 30/04/2021

Class: 4th Year / 8th Semester (Section-B)

Class Incharge: Prof. Kiran Barapatre

No. of students participated in feedback: 57

Subject		Faculty Incharge	% Feedback
Microwave and Radar Engineering		Prof. Sheetal Mungale	79.61%
Computer Communication Networks		Prof. Kiran Barapatre	81.72%
Wireless and Mobile Communication		Prof. Ayushi Jaiswal	83.16%
Digital Image Processing		Prof. Sagar Paddhan	81.79%
Satellite Communication		Prof. Amit Kale	83.51%
Microwave and Radar Engineering (PR)	Batch 1	Prof. Sagar Paddhan	76.78%
	Batch 2		84.55%
	Batch 3		74.35%
Computer Communication Networks (PR)	Batch 1	Prof. Vivek Deshmukh	76.78%
	Batch 2		84.45%
	Batch 3	Dr. Trupti Nagarare	82.24%

Prof. Yogesh Sharma
Feedback Incharge

Dr. Abhay R. Kasetwar
Head of Department



Academic Session 2020-21 (EVEN)

Report on Action Taken (Academic Feedback-II)

Date: 19/05/2021

- Academic feedback has been discussed with respective subject faculties after feedback analysis. Action plan for further improvements was provided by respective faculties and further followed by appropriate remarks by Head of Department.
- It was observed that students of 4th Semester Section-A are facing learning issues in Applied Mathematics-IV. Practical Batches B1 and B3 of 4th Semester Section-B have issues in Power Devices and Machines and Software Workshop. Also, Practical Batches B1 and B3 of 4th Semester Section-B are having issues in Electronic Workshop & Practices and Digital Circuits & Fundamental of Microprocessor respectively. Also, students of Practical Batch A2 of 8th Semester Section-A and B3 of 8th Semester Section-B are finding difficult to understand Microwave and Radar Engineering practical. Faculties feedback have been counseled and suggestions were advised by Head of Department.
- Also faculties with excellent feedback have been appreciated by Head of Department for their efforts in order to motivate them. Faculties with overall excellent feedback throughout the semester are awarded with appreciation letters as well.

Dr. Abhay R. Kasetwar
Head of Department

Program End Survey

S. B. JAIN INSTITUTE OF TECHNOLOGY, MANAGEMENT & RESEARCH, NAGPUR

(An Autonomous Institute, Affiliated to RTMNU, Nagpur)



**Department of
Electronics & Telecommunication Engineering**

*"Emerge as a centre for quality education in Electronics & Telecommunication Engineering, so as to
create competent professionals"*



Academic Session 2020-21 (EVEN)

Program End Survey

Date: 01/07/2021

Class: 4th Year / 8th Semester

No. of Participants involved in Feedback:

99

Q. No.	Question	% Response
Q.1.	To what extent you have been imparted the knowledge of Mathematics, Science and basic engineering?	80.49%
Q.2.	To what extent you have developed your abilities to identify analyze complex engineering problems with efficient conclusions using principle of mathematics and engineering sciences?	77.03%
Q.3.	To what extent your learning in the programme has developed your abilities to design a practical system or a process to meet desired societal needs?	77.88%
Q.4.	Whether your research based knowledge is sufficient enough in identification of complex problems and to provide valid conclusion?	76.45%
Q.5.	Are you been able to possess ability to use the techniques, skills and modern engineering tools necessary for engineering practice?	77.65%
Q.6.	Have you been made aware regarding potential of your engineering knowledge for providing solutions to global, economic and social needs?	76.85%
Q.7.	To what extent you are being capable of understanding the impact of engineering solutions on environment and society and to justify for sustainable development?	78.46%
Q.8.	Has the programme provided you a reasonable understanding of your professional and ethical responsibilities?	77.43%
Q.9.	Have you been able to develop abilities to function effectively as an individual as well as to work in multidisciplinary teams?	78.85%
Q.10.	To what extent you have been capable of enhancing your communication skills and to communicate effectively with engineering community?	77.86%
Q.11.	Have you developed project management skills as well as financial sense for efficient management of projects?	77.28%
Q.12.	Are you prepared to dedicate yourselves in lifelong learning through education context or any research related activities?	78.47%

Prof. Yogesh S. Sharma

Feedback Incharge

Dr. Abhay R. Kasetwar

Head of Department

Course End Survey



Department of
Electronics & Telecommunication Engineering

"Emerge as a centre for quality education in Electronics & Telecommunication Engineering, so as to create competent professionals"



Academic Session 2020-21 (EVEN)

Course End Survey Report

Date: 01/07/2021

Class: 2nd Year / 4th Semester (Section-A)

Class Incharge: Prof. Mohd. Naushad

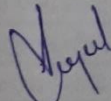
No. of Participants involved in Feedback:


38

Q. No.	Question	% Response
Applied Mathematics IV (TH)		
Q.1.	Are you able to find solution of algebraic and transcendental equation by Numerical methods?	81.58%
Q.2.	Are you able to find solution of first order diff. equation by Numerical methods?	81.58%
Q.3.	Do you understand Z- transform and its properties?	80.00%
Q.4.	Are you able to evaluate the solution difference equation by Z-transform method?	80.53%
Q.5.	Do you understand Bessel's function and Legendre's polynomials?	80.00%
Q.6.	Are you able to evaluate probability function and probability distribution for d.r.v. and c. r. v.?	82.63%
Q.7.	Are you able to understand Baye's theorem and what are its application ?	79.47%
Q.8.	Are you able to find Mathematical expectation, Variance and Standard deviation?	81.05%
Q.9.	Are you able to understand Binomial, Poisson and Normal distribution?	78.95%
Q.10.	Are you able to Solve Central Limit Theorem?	82.11%
Average Feedback		80.79%
Power Devices and Machines (TH)		
Q.1.	Are you able to understand characteristics of SCR and explain its two transistor analogy?	85.79%
Q.2.	Are you able to explain the working of MOSFET and IGBT?	80.00%
Q.3.	Are you able to explain the single phase half wave controlled rectifiers?	81.58%
Q.4.	Do you know single phase full wave controlled bridge rectifiers?	81.05%
Q.5.	Are you able to explain the step down and step up choppers?	81.05%
Q.6.	Are you able to explain the 120 degree and 180 degree modes of three phase inverter?	77.37%
Q.7.	Are you able to explain the necessity of parallel operation of transformers?	79.47%
Q.8.	Are you able to explain Scott connection of transformer?	80.53%
Q.9.	Do you know the different types of DC motors?	82.63%
Q.10.	Are you able to explain the different speed control techniques of DC motors?	80.00%
Average Feedback		80.95%

Electromagnetic Fields (TH)		
Q.1.	Are you able to understand the concept of vector algebra, vector calculus and co-ordinate system.	80.53%
Q.2.	Are you able to understand the concept of Electrostatics required to understand the concepts of Electronic communication?	74.21%
Q.3.	Are you able to understand the concept of Magneto statics required to understand the concepts of Electronic communication?	78.42%
Q.4.	Are you able to understand significance of Maxwell's equation?	77.89%
Q.5.	Are you able to understand the wave propagation in different medium?	76.32%
Q.6.	Are you able to understand the use of waveguides for the transmission of electromagnetic waves?	75.79%
Q.7.	Are you able to understand basics of Radiation and Elements used for radiation along with the basic terminologies?	75.26%
Q.8.	Are you able to create, select and apply appropriate techniques, resources and modern engineering and simulation tools to the complex engineering activities?	76.32%
Q.9.	Are you able to identify, formulate and analyze engineering problems using principles of mathematics and engineering sciences in Electromagnetic Fields?	74.21%
Q.10.	Did this subject make you comforted to understand the basics of Electromagnetic Fields?	75.79%
Average Feedback		76.47%
Digital Circuits and Fundamental of Microprocessors (TH)		
Q.1.	Are you able to understand various number systems, conversions and logic gates?	83.16%
Q.2.	Do you able to plot karnaugh map for SOP and POS form?	78.95%
Q.3.	Do you able to understand the different combinational circuits(MUX,DEMUX etc) and their design?	78.42%
Q.4.	Are you able to understand the difference between combinational and sequential circuits?	76.84%
Q.5.	Are you able to understand different types of flip flops and shift register?	78.42%
Q.6.	Are you able to understand and design the different types of synchronous and asynchronous counters?	76.32%
Q.7.	Are you able to understand the concept of memory and programmable logic devices?	78.95%
Q.8.	Do you able to understand the concept of 8 bit microprocessor?	77.37%
Q.9.	Are you able to understand the assembly language programming and interrupt execution?	76.32%
Q.10.	Do you able to design a system using the knowledge of microprocessor and assembly language programming.	78.42%
Average Feedback		78.32%
Signals and Systems (TH)		
Q.1.	Did you understand the Concept of Fourier Transform & Fourier Series?	77.37%
Q.2.	Will you be able to plot amplitude and phase spectrum of signals?	74.21%
Q.3.	Did you understand the properties of CDF and PDF?	75.79%
Q.4.	Did you understand difference between Random variable and random process?	75.79%
Q.5.	Will you be able to Draw the waveforms for different line coding techniques like (Polar, Bipolar etc.)?	79.47%
Q.6.	Did you understand concept of modulation?	77.37%
Q.7.	Did you understand difference between PCM and DM modulation?	77.37%
Q.8.	Did you understand Huffman Code?	75.26%
Q.9.	Did you understand concept linear block code and cyclic code ?	75.79%
Q.10.	Did you understand shanon's channel capacity theorem?	76.32%
Average Feedback		76.47%

Power Devices and Machines (PR)		
Q.1.	Are you able to perform & analyze V-I characteristics of SCR & DIAC?	74.21%
Q.2.	Are you able to perform & analyze Drain & Transfer characteristics of IGBT & MOSFET?	70.00%
Q.3.	Are you able to perform & analyze the output voltage of stepdown chopper by varying Duty cycle?	72.11%
Q.4.	Are you able to simulate & analyze 1phase bridge rectifier on MATLAB?	69.47%
Q.5.	Are you able to simulate & examine SPWM technique on 3phase Inverter using MATLAB?	68.42%
Q.6.	Are you able to perform & analyze speed control of DC motors?	69.47%
Average Feedback		70.61%
Digital Circuits and Fundamental of Microprocessors (PR)		
Q.1.	Are you able to verify the truth table of Logic Gates?	73.16%
Q.2.	Are you able to realize half adder and full adder circuit?	73.16%
Q.3.	Are you able to realize MUX and DEMUX circuit?	73.68%
Q.4.	Are you able to realize BCD to seven segment Decoder circuit?	74.21%
Q.5.	Are you able to design the Flip Flops using universal gates?	71.58%
Q.6.	Are to able to write and execute Assembly language programing (ALP) of 8085?	71.58%
Average Feedback		72.89%
Software Workshop (PR)		
Q.1.	Are you able to understand the matlab software and programming in matlab.	74.21%
Q.2.	Are able to write matlab code for generation of various waveform.	70.00%
Q.3.	Are you able to build user defined MATLAB function for various operation.	69.47%
Q.4.	Are able to understand the Pspice software	69.47%
Q.5.	Are you able to design and simulate I-V characteristics of PN junction diode and BJT using Pspice software.	69.47%
Q.6.	Are you able to design and simulate halfwave and full wave rectifier using Pspice software.	69.47%
Average Feedback		70.35%


 Prof. Yogesh S. Sharma
Feedback Incharge


 Dr. Abhay R. Kasetwar
Head of Department



Department of
Electronics & Telecommunication Engineering

"Emerge as a centre for quality education in Electronics & Telecommunication Engineering, so as to create competent professionals"



Academic Session 2020-21 (EVEN)

Course End Survey Report

Date: 01/07/2021

Class: 2nd Year / 4th Semester (Section-B)

Class Incharge: Prof. Mayur Tembhurney

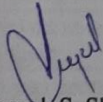
No. of Participants involved in Feedback:


45

Q. No.	Question	% Response
Applied Mathematics IV (TH)		
Q.1.	Are you able to find solution of algebraic and transcendental equation by Numerical methods?	77.33%
Q.2.	Are you able to find solution of first order diff. equation by Numerical methods?	77.78%
Q.3.	Do you understand Z- transform and its properties?	76.44%
Q.4.	Are you able to evaluate the solution difference equation by Z-transform method?	75.56%
Q.5.	Do you understand Bessel's function and Legendre's polynomials?	76.44%
Q.6.	Are you able to evaluate probability function and probability distribution for d.r.v. and c. r. v.?	75.11%
Q.7.	Are you able to understand Baye's theorem and what are its application ?	76.44%
Q.8.	Are you able to find Mathematical expectation, Variance and Standard deviation?	76.44%
Q.9.	Are you able to understand Binomial, Poisson and Normal distribution?	77.78%
Q.10.	Are you able to Solve Central Limit Theorem?	75.56%
Average Feedback		76.49%
Power Devices and Machines (TH)		
Q.1.	Are you able to understand characteristics of SCR and explain its two transistor analogy?	78.22%
Q.2.	Are you able to explain the working of MOSFET and IGBT?	75.56%
Q.3.	Are you able to explain the single phase half wave controlled rectifiers?	77.33%
Q.4.	Do you know single phase full wave controlled bridge rectifiers?	77.33%
Q.5.	Are you able to explain the step down and step up choppers?	77.33%
Q.6.	Are you able to explain the 120 degree and 180 degree modes of three phase inverter?	78.22%
Q.7.	Are you able to explain the necessity of parallel operation of transformers?	76.00%
Q.8.	Are you able to explain Scott connection of transformer?	77.33%
Q.9.	Do you know the different types of DC motors?	76.89%
Q.10.	Are you able to explain the different speed control techniques of DC motors?	76.89%
Average Feedback		77.11%

Electromagnetic Fields (TH)		
Q.1.	Are you able to understand the concept of vector algebra, vector calculus and co-ordinate system.	76.89%
Q.2.	Are you able to understand the concept of Electrostatics required to understand the concepts of Electronic communication?	74.22%
Q.3.	Are you able to understand the concept of Magneto statics required to understand the concepts of Electronic communication?	75.56%
Q.4.	Are you able to understand significance of Maxwell's equation?	76.00%
Q.5.	Are you able to understand the wave propagation in different medium?	76.00%
Q.6.	Are you able to understand the use of waveguides for the transmission of electromagnetic waves?	74.22%
Q.7.	Are you able to understand basics of Radiation and Elements used for radiation along with the basic terminologies?	75.11%
Q.8.	Are you able to create, select and apply appropriate techniques, resources and modern engineering and simulation tools to the complex engineering activities?	74.67%
Q.9.	Are you able to identify, formulate and analyze engineering problems using principles of mathematics and engineering sciences in Electromagnetic Fields?	75.11%
Q.10.	Did this subject make you comforted to understand the basics of Electromagnetic Fields?	75.11%
Average Feedback		75.29%
Digital Circuits and Fundamental of Microprocessors (TH)		
Q.1.	Are you able to understand various number systems, conversions and logic gates?	80.44%
Q.2.	Do you able to plot karnaugh map for SOP and POS form?	81.33%
Q.3.	Do you able to understand the different combinational circuits(MUX,DEMUX etc) and their design?	80.44%
Q.4.	Are you able to understand the difference between combinational and sequential circuits?	76.89%
Q.5.	Are you able to understand different types of flip flops and shift register?	79.56%
Q.6.	Are you able to understand and design the different types of synchronous and asynchronous counters?	76.00%
Q.7.	Are you able to understand the concept of memory and programmable logic devices?	76.00%
Q.8.	Do you able to understand the concept of 8 bit microprocessor?	77.33%
Q.9.	Are you able to understand the assembly language programming and interrupt execution?	76.00%
Q.10.	Do you able to design a system using the knowledge of microprocessor and asembly language programming.	76.00%
Average Feedback		78.00%
Signals and Systems (TH)		
Q.1.	Did you understand the Concept of Fourier Transform & Fourier Series?	78.22%
Q.2.	Will you be able to plot amplitude and phase spectrum of signals?	75.56%
Q.3.	Did you understand the properties of CDF and PDF?	78.22%
Q.4.	Did you understand difference between Random variable and random process?	77.33%
Q.5.	Will you be able to Draw the waveforms for different line coding techniques like (Polar, Bipolar etc.)?	76.89%
Q.6.	Did you understand concept of modulation?	76.00%
Q.7.	Did you understand difference between PCM and DM modulation?	75.56%
Q.8.	Did you understand Huffman Code?	75.11%
Q.9.	Did you understand concept linear block code and cyclic code ?	74.22%
Q.10.	Did you understand shanon's channel capacity theorem?	72.89%
Average Feedback		76.00%

Power Devices and Machines (PR)		
Q.1.	Are you able to perform & analyze V-I characteristics of SCR & DIAC?	72.44%
Q.2.	Are you able to perform & analyze Drain & Transfer characteristics of IGBT & MOSFET?	72.44%
Q.3.	Are you able to perform & analyze the output voltage of stepdown chopper by varying Duty cycle?	71.11%
Q.4.	Are you able to simulate & analyze 1phase bridge rectifier on MATLAB?	70.22%
Q.5.	Are you able to simulate & examine SPWM technique on 3phase Inverter using MATLAB?	68.44%
Q.6.	Are you able to perform & analyze speed control of DC motors?	72.00%
Average Feedback		71.11%
Digital Circuits and Fundamental of Microprocessors (PR)		
Q.1.	Are you able to verify the truth table of Logic Gates?	75.56%
Q.2.	Are you able to realize half adder and full adder circuit?	74.67%
Q.3.	Are you able to realize MUX and DEMUX circuit?	75.11%
Q.4.	Are you able to realize BCD to seven segment Decoder circuit?	76.00%
Q.5.	Are you able to design the Flip Flops using universal gates?	72.89%
Q.6.	Are you able to write and execute Assembly language programming (ALP) of 8085?	72.00%
Average Feedback		74.37%
Software Workshop (PR)		
Q.1.	Are you able to understand the matlab software and programming in matlab.	71.11%
Q.2.	Are able to write matlab code for generation of various waveform.	71.56%
Q.3.	Are you able to build user defined MATLAB function for various operation.	68.89%
Q.4.	Are able to understand the Pspice software	69.78%
Q.5.	Are you able to design and simulate I-V characteristics of PN junction diode and BJT using Pspice software.	72.44%
Q.6.	Are you able to design and simulate halfwave and full wave rectifier using Pspice software.	70.67%
Average Feedback		70.74%


 Prof. Yogesh S. Sharma
Feedback Incharge


 Dr. Abhay R. Kasetwar
Head of Department



Department of
Electronics & Telecommunication Engineering

"Emerge as a centre for quality education in Electronics & Telecommunication Engineering, so as to create competent professionals"



Academic Session 2020-21 (EVEN)

Course End Survey Report

Date: 01/07/2021

Class: 3rd Year / 6th Semester (Section-A)

Class Incharge: Waseem Akram

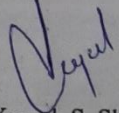
No. of Participants involved in Feedback:


41

Q. No.	Question	% Response
Telecommunication Switching Systems (TH)		
Q.1.	Are you able to understand the basic of telephony?	80.49%
Q.2.	Are you able to understand the concept of mathematical model of traffic?	80.00%
Q.3.	Are you able to analyze traffic in Lost Call Systems and Queuing Systems?	81.46%
Q.4.	Are you aware of principle of grading and its applications?	78.05%
Q.5.	Do you know the process of call connection and various signal involved for same?	79.51%
Q.6.	Are you aware about basic concepts of network synchronization and management?	80.00%
Q.7.	Are you able to understand the concept of data transmission in PSTN?	80.49%
Q.8.	Are you able to understand the basics of ISDN?	78.05%
Q.9.	Are you able to understand the basics of mobile telephony?	80.00%
Q.10.	Does this subject inspire you to carry out projects in the communication field?	80.00%
Average Feedback		79.80%
Digital Signal Processing (TH)		
Q.1.	Are you able to understand Digital Signal Processing and its importance?	84.88%
Q.2.	Do you get the concept of convolution and its significance in DSP?	82.44%
Q.3.	Are you able to get the concept of Z-transform and its applications for Digital System Design?	85.37%
Q.4.	Do you get the concept of DFT/FFT?	83.41%
Q.5.	Are you able to generate the circular convolution of discrete sequences?	84.39%
Q.6.	Will you be able to design IIR filter for given application?	82.93%
Q.7.	Will you be able to design FIR filter for given application?	84.39%
Q.8.	Do you understand the significance of Decimator and interpolator in multi-rate signal processing?	83.90%
Q.9.	By the end of course, do you get the advantages and importance of DSP over ASP?	84.39%
Q.10.	Are you able to design the required IIR/FIR filter as per social needs?	83.90%
Average Feedback		84.00%

Control System Engineering (TH)		
Q.1.	Are you able to obtain the transfer function of a system if you are given the physical system directly, or its block diagram or SFG or the mathematical equations defining that system?	88.29%
Q.2.	Can you obtain the complete response of a system for the given input?	84.88%
Q.3.	Do you know that how to analyze the transient and steady state response of a system?	87.80%
Q.4.	Are you able to examine the stability of a system by applying Hurwitz's or Routh's criterion for stability?	84.88%
Q.5.	Are you able to plot the root locus of a system if you are given the open loop transfer function?	87.32%
Q.6.	Can you design a system from its root locus plot for the given specification?	85.85%
Q.7.	Can you design a system from its frequency response for the given specification?	86.34%
Q.8.	Do you know that how to obtain the transfer function for a compensator and what are the design steps for the same?	83.90%
Q.9.	Do you know that what are the advantages of State space approach over classical control theory?	85.37%
Q.10.	Do you know that how to obtain state model of a system by using different methods? And how the stability can be determined from the state model?	84.39%
Average Feedback		85.90%
Digital Communication (TH)		
Q.1.	Are you able to understand the basic components of digital communication system?	80.98%
Q.2.	Are you able to understand the designing aspects of optimum receivers for digital modulation techniques?	79.51%
Q.3.	Are you able to analyze the error performance of digital modulation techniques?	76.10%
Q.4.	Are you able to design a digital communication system under given power, spectral and error performance constraint?	79.51%
Q.5.	Are you able to understand the concept of coding and decoding techniques?	79.51%
Q.6.	Are you able to understand the various spread spectrum techniques?	79.51%
Q.7.	Are you able to model a digital communication system using appropriate mathematical equation?	78.54%
Q.8.	Are you able to distinguish between Gaussian and Rayleigh distribution?	79.02%
Q.9.	Are you able to understand the digital multiplexing techniques?	79.02%
Q.10.	Does this subject inspire you to carry out projects in the communication field?	79.51%
Average Feedback		79.12%
Functional English (TH)		
Q.1.	Are you able to apply proper knowledge of English grammar during communication?	81.95%
Q.2.	Are you able to use better vocabulary for communication?	78.54%
Q.3.	Are you able to discuss strategically about the role of corporate communications?	79.51%
Q.4.	Are you able to discuss strategically about the public relations?	79.51%
Q.5.	Are you able to write professional resume and cover letter?	80.00%
Q.6.	Are you able to handle career interview well?	80.00%
Q.7.	Are you able to use good writing skills in various modes of communication?	80.49%
Average Feedback		80.00%
Digital Signal Processing (PR)		
Q.1.	Are you able to analyze and classify Digital Signals?	81.95%
Q.2.	Are you able to use MATLAB for future project / Design of system.	81.46%
Q.3.	Are you able to verify the convolution and corelation using MATLAB.	81.46%
Q.4.	Do you get the concept of making your own function in MATLAB.	80.49%
Q.5.	Are you able to design the required IIR/FIR filter using MATLAB.	81.95%
Q.6.	Are you able to design the system as per need using MATLAB.	80.49%
Average Feedback		81.30%

Digital Communication (PR)		
Q.1.	Are you able to perform modulation and demodulation of digital signals?	80.00%
Q.2.	Are you able to perform channel encoding and decoding using convolutional codes?	77.56%
Q.3.	Are you able to understand the effect adaptive circuit in Delta modulation for reducing slope overload distrotrion and granular noise.	77.07%
Q.4.	Are you able to understand the signal space representation of QPSK signal using scatter plot in SIMULINK?	77.56%
Q.5.	Are you able to understand the use of Frequency shift keying in Spread spectrum methods?	77.56%
Q.6.	Are you able to understand the effect of change in signal to noise ratio on bit error rate in 16-QAM system?	77.56%
Average Feedback		77.89%
Electronics Worksop Practice (PR)		
Q.1.	Are you able to observe the waveforms on output devencies like CRO , DSO.	80.98%
Q.2.	Are you able to understand the Active and Passive components.	80.00%
Q.3.	Are you able to test various electronics components using CRO and Multimeter.	78.54%
Q.4.	Are you able to interface various display devices with Microcontroller.	79.02%
Q.5.	Are you able to do the process of Soldering and Desoldering.	80.98%
Q.6.	Can you able to do the mini projects by designing PCB using ORCAD.	80.49%
Average Feedback		80.00%


 Prof. Yogesh S. Sharma
 Feedback Incharge


 Dr. Abhay R. Kasetwar
 Head of Department



**Department of
Electronics & Telecommunication Engineering**

"Emerge as a centre for quality education in Electronics & Telecommunication Engineering, so as to create competent professionals"



Academic Session 2020-21 (EVEN)

Course End Survey Report

Date: 01/07/2021

Class: 3rd Year / 6th Semester (Section-B)

Class Incharge: Dr. Trupti Nagrare

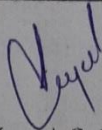
No. of Participants involved in Feedback:

34


Q. No.	Question	% Response
Telecommunication Switching Systems (TH)		
Q.1.	Are you able to understand the basic of telephony?	78.24%
Q.2.	Are you able to understand the concept of mathematical model of traffic?	73.53%
Q.3.	Are you able to analyze traffic in Lost Call Systems and Queuing Systems?	72.35%
Q.4.	Are you aware of principle of grading and its applications?	74.71%
Q.5.	Do you know the process of call connection and various signal involved for same?	77.06%
Q.6.	Are you aware about basic concepts of network synchronization and management?	76.47%
Q.7.	Are you able to understand the concept of data transmission in PSTN?	77.65%
Q.8.	Are you able to understand the basics of ISDN?	78.24%
Q.9.	Are you able to understand the basics of mobile telephony?	77.06%
Q.10.	Does this subject inspire you to carry out projects in the communication field?	72.35%
Average Feedback		75.76%
Digital Signal Processing (TH)		
Q.1.	Are you able to understand Digital Signal Processing and its importance?	81.18%
Q.2.	Do you get the concept of convolution and its significance in DSP?	81.76%
Q.3.	Are you able to get the concept of Z-transform and its applications for Digital System Design?	82.35%
Q.4.	Do you get the concept of DFT/FFT?	80.59%
Q.5.	Are you able to generate the circular convolution of discrete sequences?	81.76%
Q.6.	Will you be able to design IIR filter for given application?	84.12%
Q.7.	Will you be able to design FIR filter for given application?	80.00%
Q.8.	Do you understand the significance of Decimator and interpolator in multi-rate signal processing?	81.18%
Q.9.	By the end of course, do you get the advantages and importance of DSP over ASP?	82.35%
Q.10.	Are you able to design the required IIR/FIR filter as per social needs?	80.59%
Average Feedback		81.59%

Control System Engineering (TH)		
Q.1.	Are you able to obtain the transfer function of a system if you are given the physical system directly, or its block diagram or SFG or the mathematical equations defining that system?	85.29%
Q.2.	Can you obtain the complete response of a system for the given input?	80.59%
Q.3.	Do you know that how to analyze the transient and steady state response of a system?	84.71%
Q.4.	Are you able to examine the stability of a system by applying Hurwitz's or Routh's criterion for stability?	80.59%
Q.5.	Are you able to plot the root locus of a system if you are given the open loop transfer function?	80.00%
Q.6.	Can you design a system from its root locus plot for the given specification?	80.00%
Q.7.	Can you design a system from its frequency response for the given specification?	81.18%
Q.8.	Do you know that how to obtain the transfer function for a compensator and what are the design steps for the same?	80.59%
Q.9.	Do you know that what are the advantages of State space approach over classical control theory?	79.41%
Q.10.	Do you know that how to obtain state model of a system by using different methods? And how the stability can be determined from the state model?	81.76%
Average Feedback		81.41%
Digital Communication (TH)		
Q.1.	Are you able to understand the basic components of digital communication system?	77.65%
Q.2.	Are you able to understand the designing aspects of optimum receivers for digital modulation techniques?	74.71%
Q.3.	Are you able to analyze the error performance of digital modulation techniques?	75.88%
Q.4.	Are you able to design a digital communication system under given power, spectral and error performance constraint?	74.12%
Q.5.	Are you able to understand the concept of coding and decoding techniques?	74.71%
Q.6.	Are you able to understand the various spread spectrum techniques?	74.12%
Q.7.	Are you able to model a digital communication system using appropriate mathematical equation?	76.47%
Q.8.	Are you able to distinguish between Gaussian and Rayleigh distribution?	74.12%
Q.9.	Are you able to understand the digital multiplexing techniques?	76.47%
Q.10.	Does this subject inspire you to carry out projects in the communication field?	74.71%
Average Feedback		75.29%
Functional English (TH)		
Q.1.	Are you able to apply proper knowledge of English grammar during communication?	78.82%
Q.2.	Are you able to use better vocabulary for communication?	75.88%
Q.3.	Are you able to discuss strategically about the role of corporate communications?	75.88%
Q.4.	Are you able to discuss strategically about the public relations?	77.65%
Q.5.	Are you able to write professional resume and cover letter?	77.65%
Q.6.	Are you able to handle career interview well?	75.88%
Q.7.	Are you able to use good writing skills in various modes of communication?	75.88%
Average Feedback		76.81%
Digital Signal Processing (PR)		
Q.1.	Are you able to analyze and classify Digital Signals?	81.18%
Q.2.	Are you able to use MATLAB for future project / Design of system.	81.18%
Q.3.	Are you able to verify the convolution and correlation using MATLAB.	79.41%
Q.4.	Do you get the concept of making your own function in MATLAB.	78.24%
Q.5.	Are you able to design the required IIR/FIR filter using MATLAB.	80.59%
Q.6.	Are you able to design the system as per need using MATLAB.	81.18%
Average Feedback		80.29%

Digital Communication (PR)		
Q.1.	Are you able to perform modulation and demodulation of digital signals?	78.82%
Q.2.	Are you able to perform channel encoding and decoding using convolutional codes?	77.65%
Q.3.	Are you able to understand the effect adaptive circuit in Delta modulation for reducing slope overload distortion and granular noise.	77.06%
Q.4.	Are you able to understand the signal space representation of QPSK signal using scatter plot in SIMULINK?	72.35%
Q.5.	Are you able to understand the use of Frequency shift keying in Spread spectrum methods?	77.06%
Q.6.	Are you able to understand the effect of change in signal to noise ratio on bit error rate in 16-QAM system?	74.12%
Average Feedback		76.18%
Electronics Workshop Practice (PR)		
Q.1.	Are you able to observe the waveforms on output devices like CRO , DSO.	80.59%
Q.2.	Are you able to understand the Active and Passive components.	78.82%
Q.3.	Are you able to test various electronics components using CRO and Multimeter.	77.65%
Q.4.	Are you able to interface various display devices with Microcontroller.	77.06%
Q.5.	Are you able to do the process of Soldering and Desoldering.	76.47%
Q.6.	Can you able to do the mini projects by designing PCB using ORCAD.	78.24%
Average Feedback		78.14%



Prof. Yogesh S. Sharma
Feedback Incharge



Dr. Abhay R. Kasetwar
Head of Department

Student Satisfaction Survey



Department of
Electronics & Telecommunication Engineering

"Emerge as a centre for quality education in Electronics & Telecommunication Engineering, so as to create competent professionals"



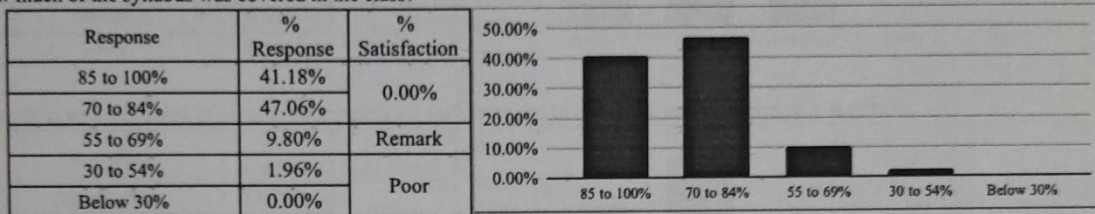
Academic Session 2020-21 (EVEN)
Student Satisfaction Survey Report

Date: 01/07/2021


Class: 4th Year / 7th Semester (Section-A)
Class Incharge: Prof. Amit Kale
No. of Participants involved in Feedback: 51

PART-A: Teaching Learning Process


1. How much of the syllabus was covered in the class?




2. How well did the teachers prepare for the classes?




3. How well were the teachers able to communicate?



4. The teacher's approach to teaching can best be described as

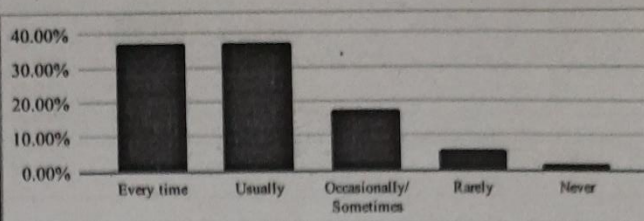


5. Fairness of the internal evaluation process by the teachers.



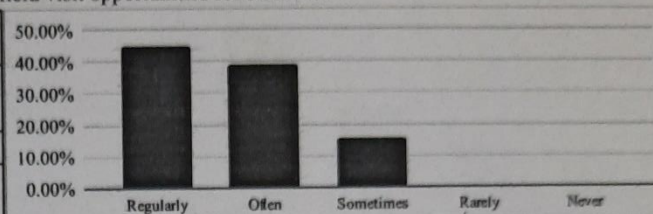
6. Was your performance in assignments discussed with you?

Response	% Response	% Satisfaction
Every time	37.25%	0.00%
Usually	37.25%	
Occasionally/ Sometimes	17.65%	Remark
Rarely	5.88%	Poor
Never	1.96%	



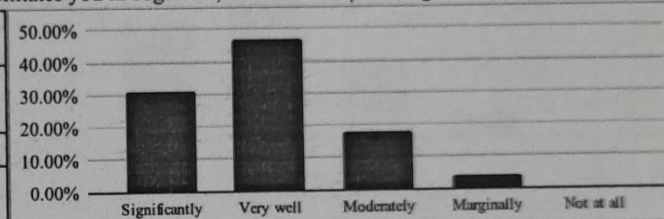
7. The institute takes active interest in promoting internship, field visit opportunities for students.

Response	% Response	% Satisfaction
Regularly	45.10%	0.00%
Often	39.22%	
Sometimes	15.69%	Remark
Rarely	0.00%	Poor
Never	0.00%	



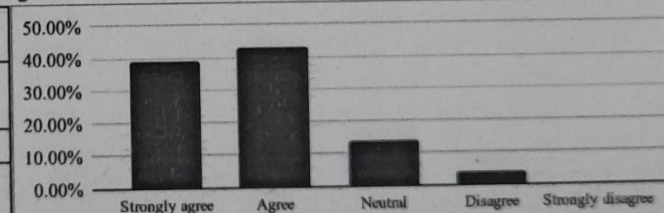
8. The teaching and mentoring process in your institution facilitates you in cognitive, social and emotional growth.

Response	% Response	% Satisfaction
Significantly	31.37%	0.00%
Very well	47.06%	
Moderately	17.65%	Remark
Marginally	3.92%	Poor
Not at all	0.00%	



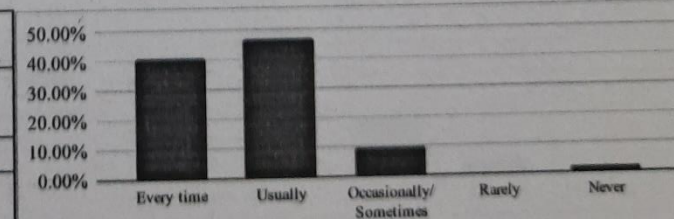
9. The institution provides multiple opportunities to learn and grow.

Response	% Response	% Satisfaction
Strongly agree	39.22%	0.00%
Agree	43.14%	
Neutral	13.73%	Remark
Disagree	3.92%	Poor
Strongly disagree	0.00%	




10. Teachers inform you about your expected competencies, course outcomes and programme outcomes and review the course syllabus in the class.

Response	% Response	% Satisfaction
Every time	41.18%	0.00%
Usually	47.06%	
Occasionally/ Sometimes	9.80%	Remark
Rarely	0.00%	Poor
Never	1.96%	

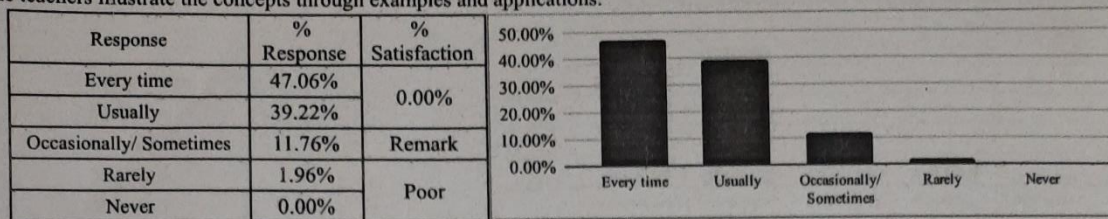


11. Your mentor does a necessary follow-up with an assigned task to you.


Response	% Response	% Satisfaction
Every time	37.25%	0.00%
Usually	35.29%	
Occasionally/ Sometimes	21.57%	Remark
Rarely	5.88%	Poor
I don't have a Mentor	0.00%	



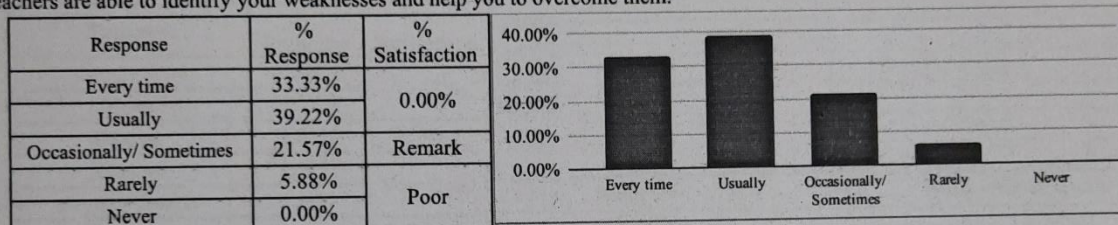
12. The teachers illustrate the concepts through examples and applications.



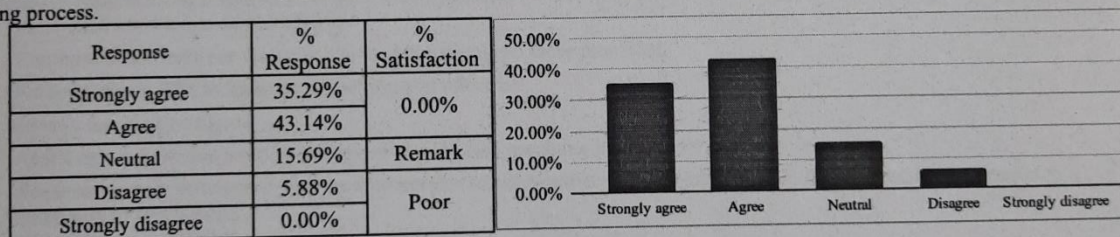
13. The teachers identify your strengths and encourage you with providing right level of challenges.



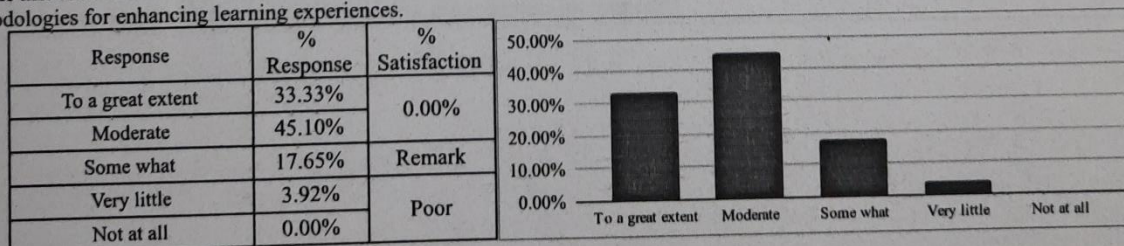
14. Teachers are able to identify your weaknesses and help you to overcome them.



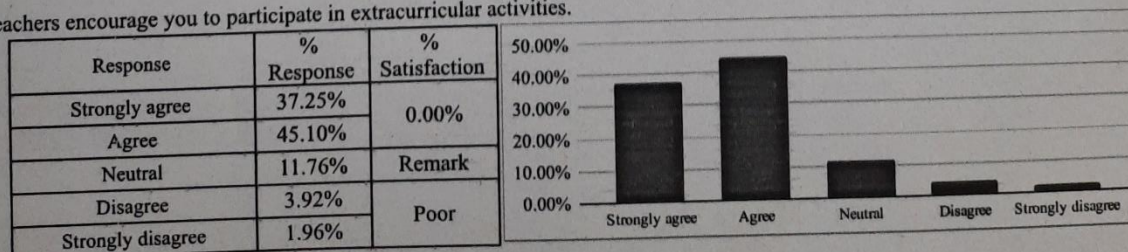
15. The institution makes effort to engage students in the monitoring, review and continuous quality improvement of the teaching learning process.



16. The institute/ teachers use student centric methods, such as experiential learning, participative learning and problem solving methodologies for enhancing learning experiences.

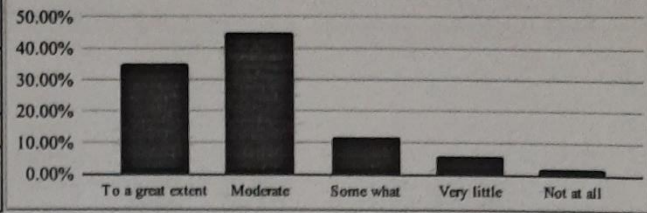


17. Teachers encourage you to participate in extracurricular activities.



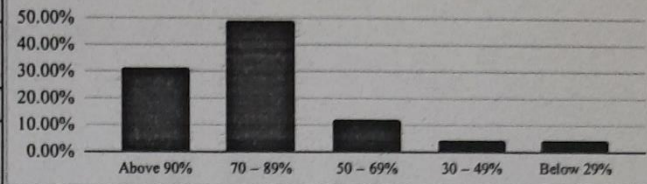
18. Efforts are made by the institute/ teachers to inculcate soft skills, life skills and employability skills to make you ready for the world

Response	% Response	% Satisfaction
To a great extent	35.29%	Remark
Moderate	45.10%	
Some what	11.76%	
Very little	5.88%	
Not at all	1.96%	



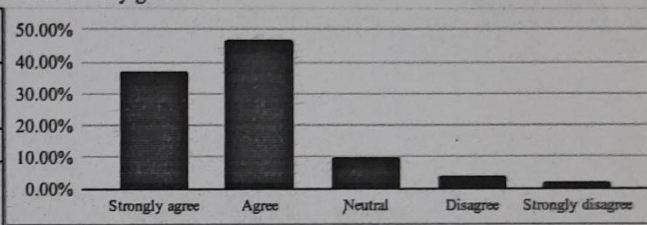
19. What percentage of teachers use ICT tools such as LCD projector, Multimedia, etc. while teaching.

Response	% Response	% Satisfaction
Above 90%	31.37%	76.86%
70 - 89%	49.02%	
50 - 69%	11.76%	Remark
30 - 49%	3.92%	
Below 29%	3.92%	



20. The overall quality of teaching-learning process in your institute is very good.

Response	% Response	% Satisfaction
Strongly agree	37.25%	76.08%
Agree	47.06%	
Neutral	9.80%	Remark
Disagree	3.92%	
Strongly disagree	1.96%	



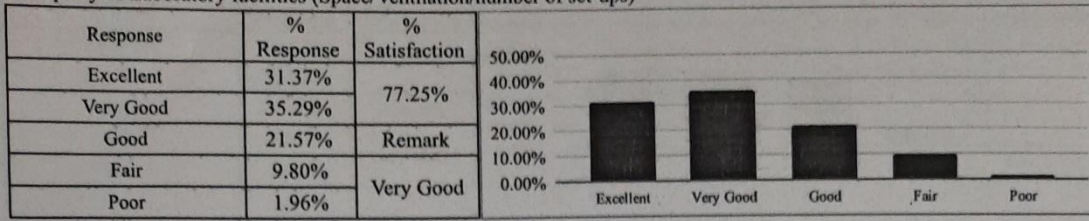
21. Give three observation / suggestions to improve the overall teaching – learning experience in your institution.

(Observation/Suggestion may also be a review of any course content of the syllabus/ Content you would have wished to learn).

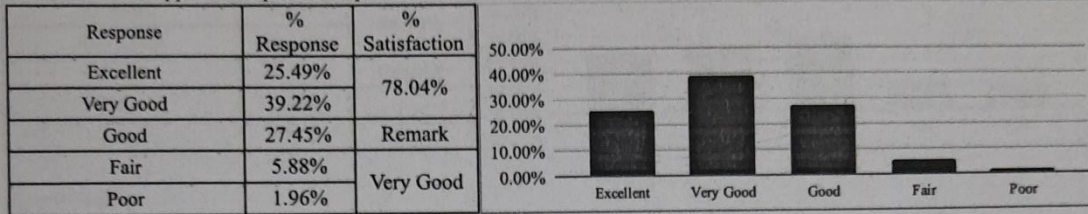
- 1 More field knowledge would me great
- 2 Communication between faculties and students should be more promoted.
- 3 No suggestions. The techniques are helpful and effective.
- 4 Overall teaching was good .
- 5 As it's online Learning what i can suggest already they are doing best at there level.
- 6 Needs to be more interactive with the students due to online mode students just on the lecture but don't pay attention to it make sure of this is must
- 7 Everything is going well.
- 8 Give all the subject material for study
- 9 The more tutor has enthusiasm and energy the more students get connected

PART-B: Institutional Facilities and Support


1 Adequacy of Laboratory facilities (Space/Ventilation/number of set-ups)




2 Mechanism and approach to provide exposure to external world through Field Visit, Guest Lectures



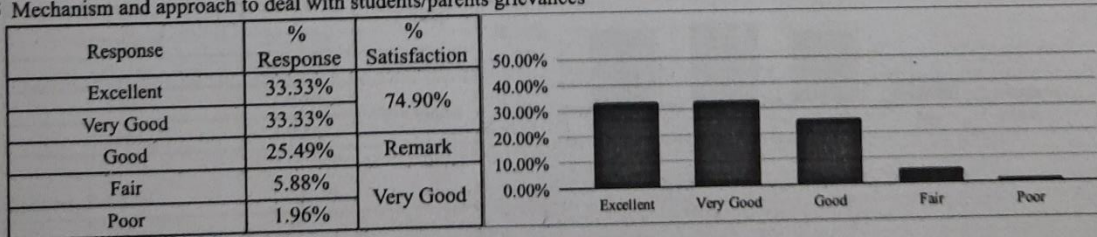
3 Infrastructure (Furniture/Black Board/Illumination/Fans/Flooring etc.)




4 Overall approach and commitment of the Department towards providing quality Technical and Professional Education.




5 Mechanism and approach to deal with students/parents grievances




6 Students Guidance and mentoring facilities



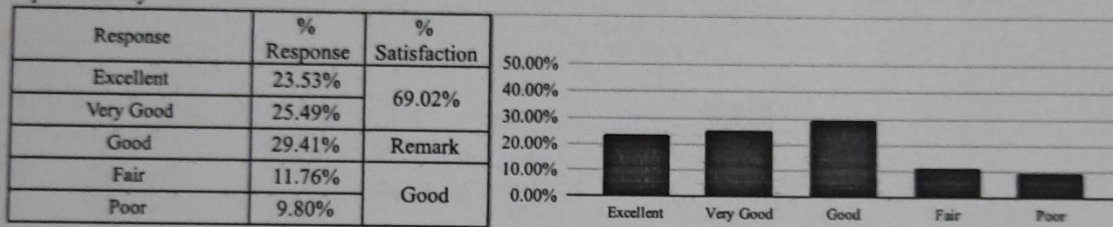
7 Availability of modern instruments and arrangements/facilities to provide hands on experience



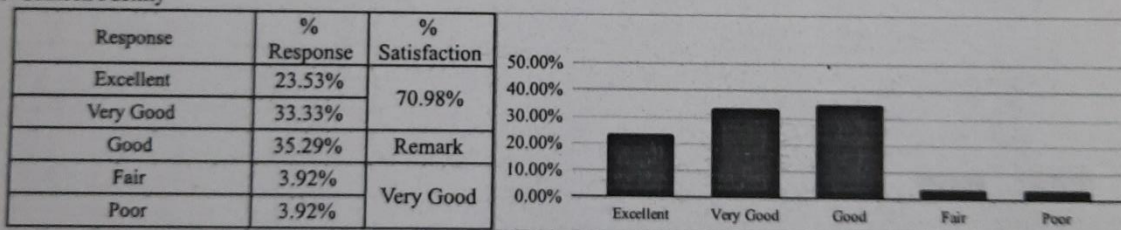
8 Library Facility




9 Sports Facility




10 Canteen Facility



11 Transport Facility

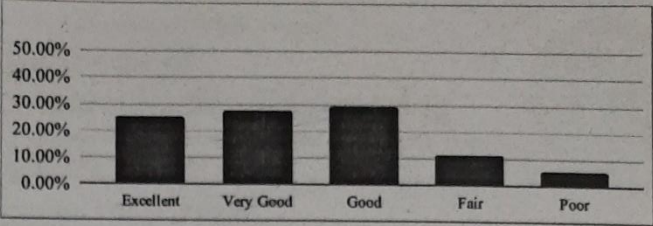


12 Internet Facility



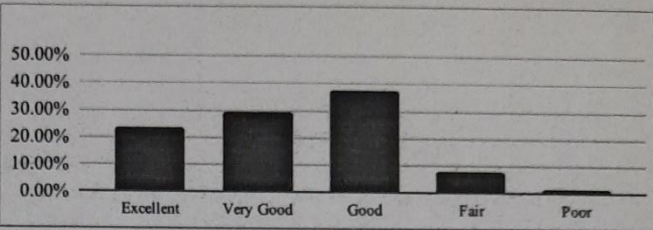
13 Sanitation Facility

Response	% Response	% Satisfaction
Excellent	25.49%	67.84%
Very Good	27.45%	
Good	29.41%	Remark
Fair	11.76%	
Poor	5.88%	
		Good



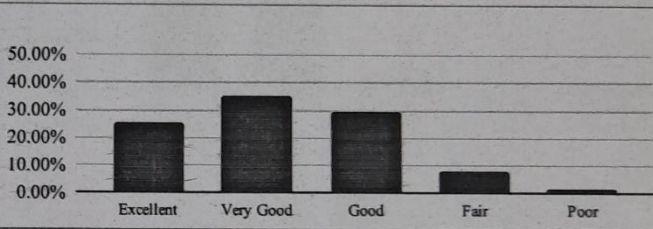
14 First Aid Facility

Response	% Response	% Satisfaction
Excellent	23.53%	
Very Good	29.41%	
Good	37.25%	Remark
Fair	7.84%	
Poor	1.96%	
		Poor



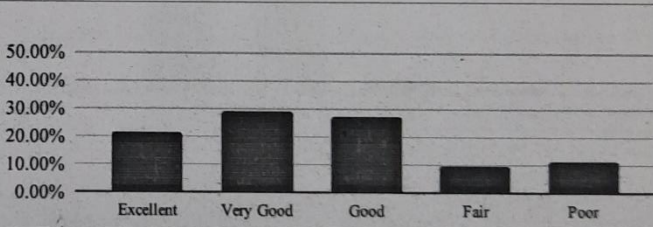
15 Security Facility

Response	% Response	% Satisfaction
Excellent	25.49%	77.65%
Very Good	35.29%	
Good	29.41%	Remark
Fair	7.84%	
Poor	1.96%	
		Very Good



16 Drinking Water

Response	% Response	% Satisfaction
Excellent	21.57%	74.90%
Very Good	29.41%	
Good	27.45%	Remark
Fair	9.80%	
Poor	11.76%	
		Very Good



Suggestions-

1 No suggestions

Prof. Yogesh S. Sharma
Feedback Incharge

Dr. Abhishek R. Kasetwar
Head of Department



Department of
Electronics & Telecommunication Engineering

"Emerge as a centre for quality education in Electronics & Telecommunication Engineering, so as to create competent professionals"



Academic Session 2020-21 (EVEN)
Student Satisfaction Survey Report

Date: 01/07/2021

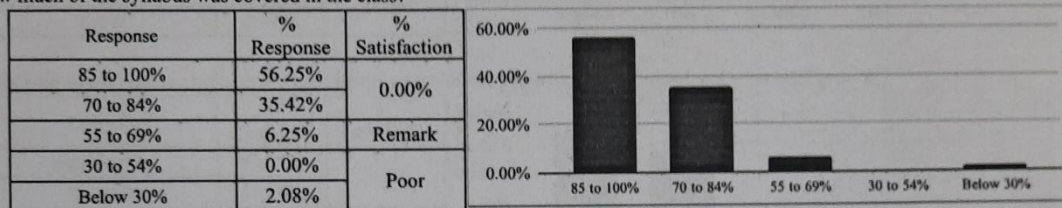
Class: 4th Year / 7th Semester (Section-B)

Class Incharge: Prof. Kiran Barapatre

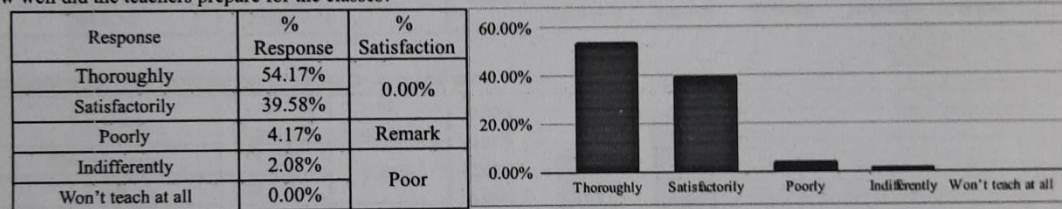
No. of Participants involved in Feedback: **48**

PART-A: Teaching Learning Process

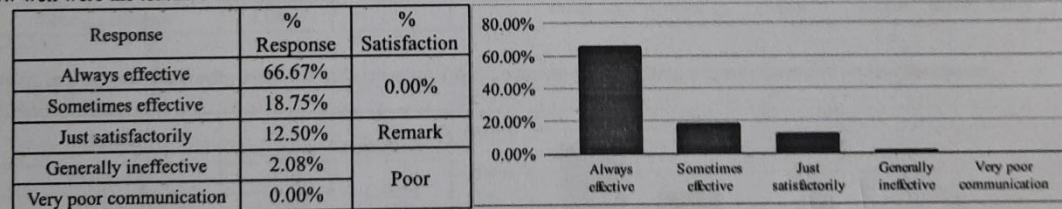
1. How much of the syllabus was covered in the class?



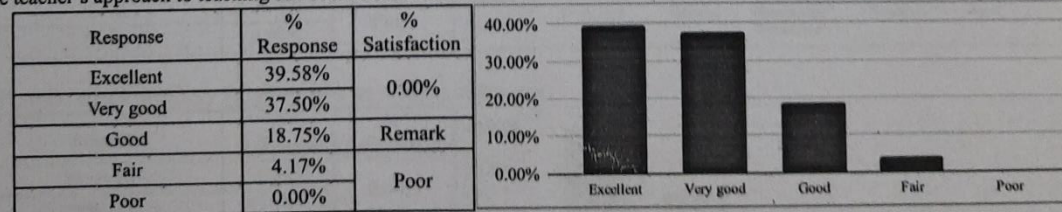
2. How well did the teachers prepare for the classes?



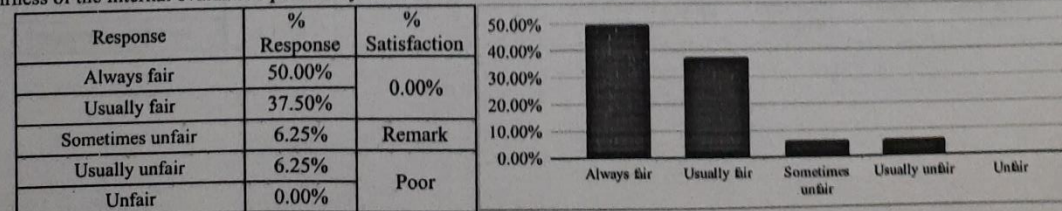
3. How well were the teachers able to communicate?



4. The teacher's approach to teaching can best be described as




5. Fairness of the internal evaluation process by the teachers.




6. Was your performance in assignments discussed with you?

Response	% Response	% Satisfaction
Every time	50.00%	0.00%
Usually	41.67%	
Occasionally/ Sometimes	4.17%	Remark
Rarely	4.17%	Poor
Never	0.00%	



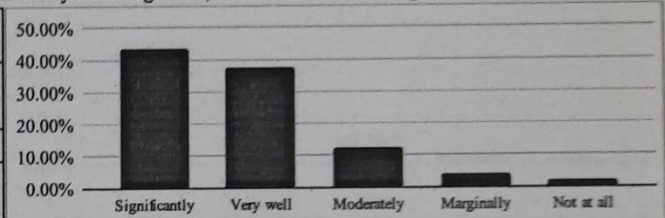
7. The institute takes active interest in promoting internship, field visit opportunities for students.

Response	% Response	% Satisfaction
Regularly	50.00%	0.00%
Often	35.42%	
Sometimes	6.25%	Remark
Rarely	6.25%	Poor
Never	2.08%	



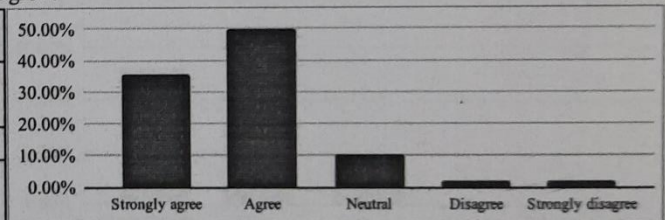
8. The teaching and mentoring process in your institution facilitates you in cognitive, social and emotional growth.

Response	% Response	% Satisfaction
Significantly	43.75%	0.00%
Very well	37.50%	
Moderately	12.50%	Remark
Marginally	4.17%	Poor
Not at all	2.08%	



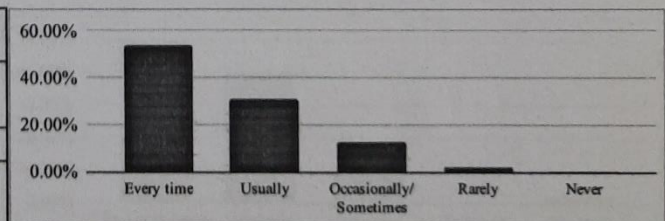
9. The institution provides multiple opportunities to learn and grow.

Response	% Response	% Satisfaction
Strongly agree	35.42%	0.00%
Agree	50.00%	
Neutral	10.42%	Remark
Disagree	2.08%	Poor
Strongly disagree	2.08%	




10. Teachers inform you about your expected competencies, course outcomes and programme outcomes and review the course syllabus in the class.

Response	% Response	% Satisfaction
Every time	54.17%	0.00%
Usually	31.25%	
Occasionally/ Sometimes	12.50%	Remark
Rarely	2.08%	Poor
Never	0.00%	



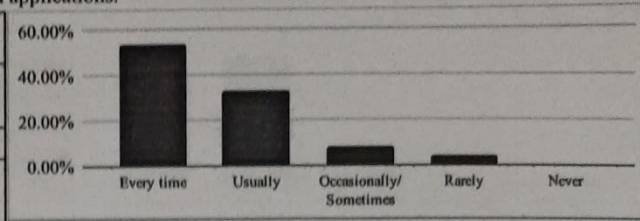
11. Your mentor does a necessary follow-up with an assigned task to you.

Response	% Response	% Satisfaction
Every time	58.33%	0.00%
Usually	29.17%	
Occasionally/ Sometimes	6.25%	Remark
Rarely	2.08%	Poor
I don't have a Mentor	4.17%	



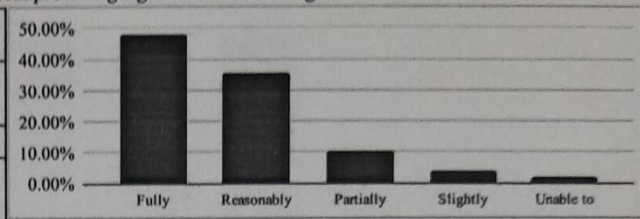
12. The teachers illustrate the concepts through examples and applications.

Response	% Response	% Satisfaction
Every time	54.17%	0.00%
Usually	33.33%	
Occasionally/ Sometimes	8.33%	Remark
Rarely	4.17%	Poor
Never	0.00%	



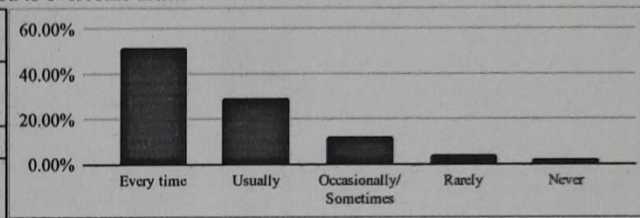
13. The teachers identify your strengths and encourage you with providing right level of challenges.

Response	% Response	% Satisfaction
Fully	47.92%	0.00%
Reasonably	35.42%	
Partially	10.42%	Remark
Slightly	4.17%	Poor
Unable to	2.08%	



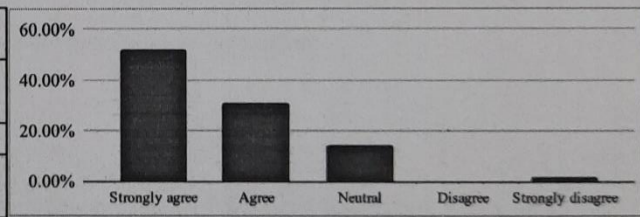
14. Teachers are able to identify your weaknesses and help you to overcome them.

Response	% Response	% Satisfaction
Every time	52.08%	0.00%
Usually	29.17%	
Occasionally/ Sometimes	12.50%	Remark
Rarely	4.17%	Poor
Never	2.08%	



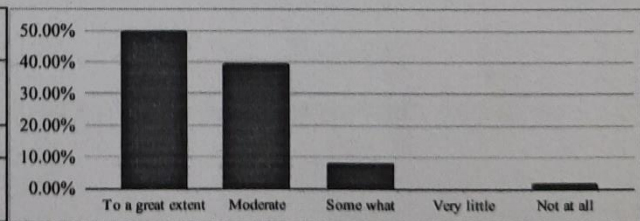
15. The institution makes effort to engage students in the monitoring, review and continuous quality improvement of the teaching learning process.

Response	% Response	% Satisfaction
Strongly agree	52.08%	0.00%
Agree	31.25%	
Neutral	14.58%	Remark
Disagree	0.00%	Poor
Strongly disagree	2.08%	



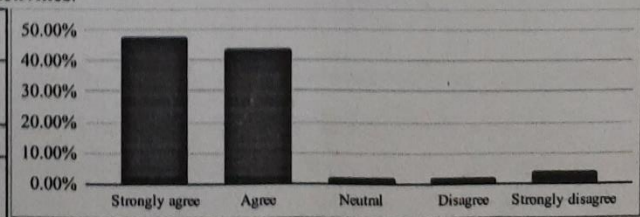
16. The institute/ teachers use student centric methods, such as experiential learning, participative learning and problem solving methodologies for enhancing learning experiences.

Response	% Response	% Satisfaction
To a great extent	50.00%	0.00%
Moderate	39.58%	
Some what	8.33%	Remark
Very little	0.00%	Poor
Not at all	2.08%	



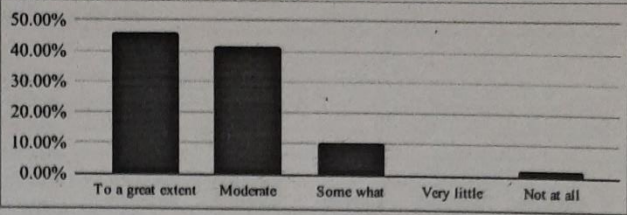
17. Teachers encourage you to participate in extracurricular activities.

Response	% Response	% Satisfaction
Strongly agree	47.92%	0.00%
Agree	43.75%	
Neutral	2.08%	Remark
Disagree	2.08%	Poor
Strongly disagree	4.17%	



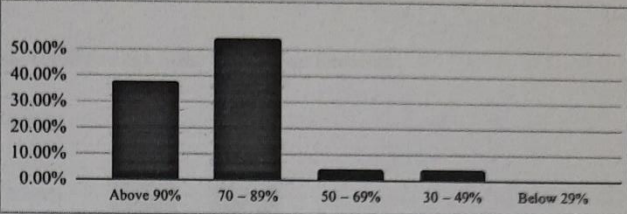
18. Efforts are made by the institute/ teachers to inculcate soft skills, life skills and employability skills to make you ready for the world

Response	% Response	% Satisfaction
To a great extent	45.83%	Remark
Moderate	41.67%	
Some what	10.42%	Poor
Very little	0.00%	
Not at all	2.08%	



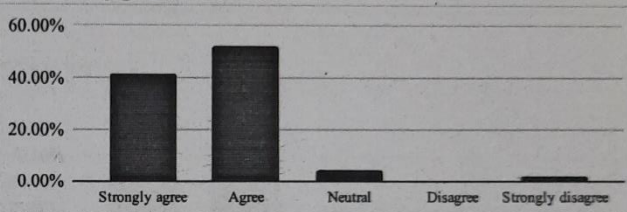
19. What percentage of teachers use ICT tools such as LCD projector, Multimedia, etc. while teaching.

Response	% Response	% Satisfaction
Above 90%	37.50%	79.58%
70 – 89%	54.17%	
50 – 69%	4.17%	Remark
30 – 49%	4.17%	
Below 29%	0.00%	



20. The overall quality of teaching-learning process in your institute is very good.

Response	% Response	% Satisfaction
Strongly agree	41.67%	78.33%
Agree	52.08%	
Neutral	4.17%	Remark
Disagree	0.00%	
Strongly disagree	2.08%	



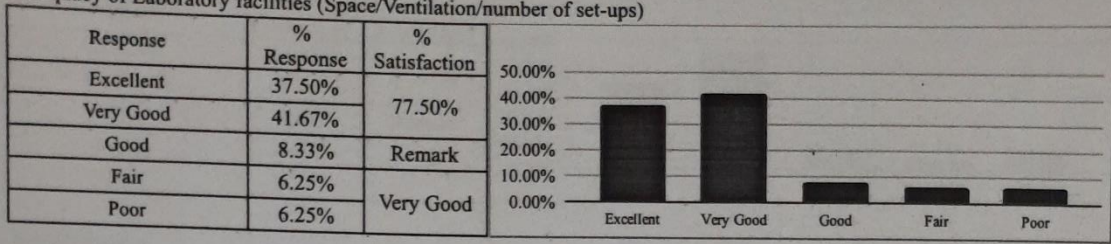
21. Give three observation / suggestions to improve the overall teaching – learning experience in your institution.

(Observation/Suggestion may also be a review of any course content of the syllabus/ Content you would have wished to learn).

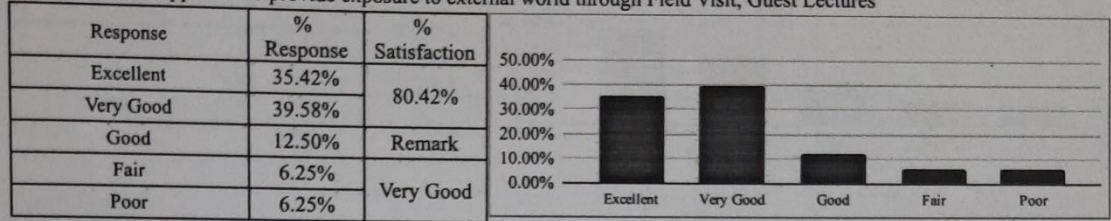
- 1 Everything is best
- 2 Please provide us notes as early as possible because we don't have libraries books and vbd.
improve communication
- 3 use good quality equipment for teaching
understand student problem aslo n support them
- 4 Everything is going well and in better way
- 5 Everything is good
- 6 TEACHERS NEEDS TO FOCUS ON TOPICS ACCORDING TO MODE OF EXAM , WHICH MAYBE BE ONLINE OR OFFLINE
- 7 Everything is seems to be good.
- 8 All teachers are very well teaching
- 9 Learning experience is the best.
- 10 Machine learning and programming language
- 11 The speed of the teaching process was comparibly quite faster than it used to be earlier so somewhat it is quite difficult to understand some concepts .
Overall the online teaching Process was satisfactory .
Thank you .
- 12 Theory must be taken through ppt
- 13 1. Current syllabus is irrelevant to what's happening in industry. Syllabus should be updated as per industry standards.
2. Students should be encouraged for practical learning rather than pressurizing them for attendance and marks. Due to continuous pressure for attendance and marks students slowly starts to loose their creativity and loose their interest in engineering.
3. Some policies should be made to help students to maintain their mental health. Alot of students go through depression due to continuous pressure of marks and attendance and behavior of some faculty members.
- 14 My observations are the Teacher Student Interaction are best in our department and in my opinion curriculum should be modified and should focus more on practical learning.

PART-B: Institutional Facilities and Support

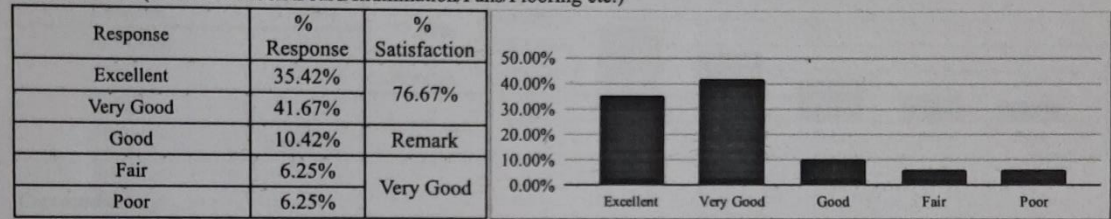
1 Adequacy of Laboratory facilities (Space/Ventilation/number of set-ups)




2 Mechanism and approach to provide exposure to external world through Field Visit, Guest Lectures



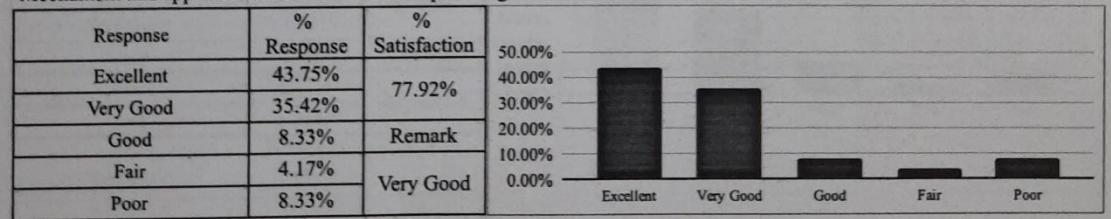
3 Infrastructure (Furniture/Black Board/Illumination/Fans/Flooring etc.)




4 Overall approach and commitment of the Department towards providing quality Technical and Professional Education.



5 Mechanism and approach to deal with students/parents grievances

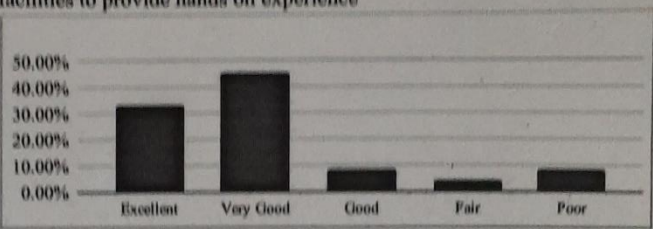


6 Students Guidance and mentoring facilities



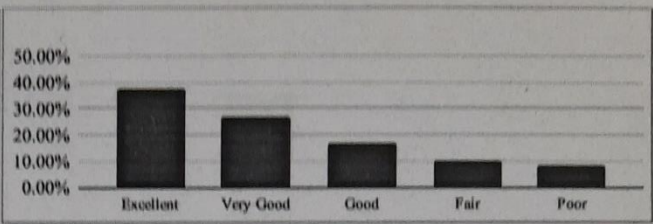
7 Availability of modern instruments and arrangements/facilities to provide hands on experience

Response	% Response	% Satisfaction
Excellent	33.33%	77.50%
Very Good	45.83%	
Good	8.33%	Remark
Fair	4.17%	
Poor	8.33%	
		Very Good



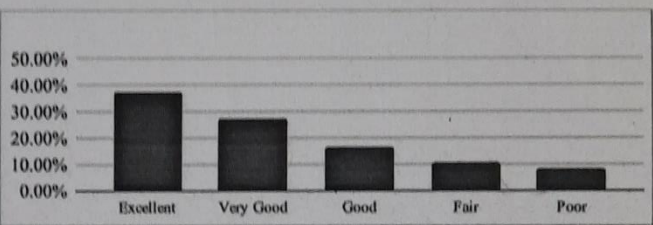
8 Library Facility

Response	% Response	% Satisfaction
Excellent	37.50%	79.17%
Very Good	35.42%	
Good	14.58%	Remark
Fair	4.17%	
Poor	8.33%	
		Very Good



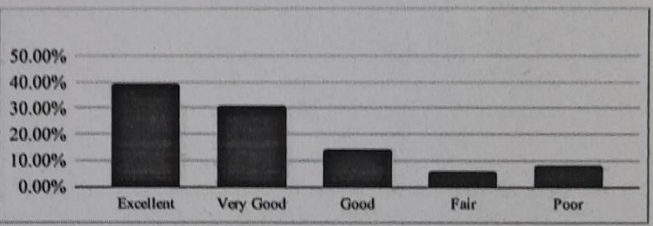
9 Sports Facility

Response	% Response	% Satisfaction
Excellent	37.50%	77.08%
Very Good	27.08%	
Good	16.67%	Remark
Fair	10.42%	
Poor	8.33%	
		Very Good



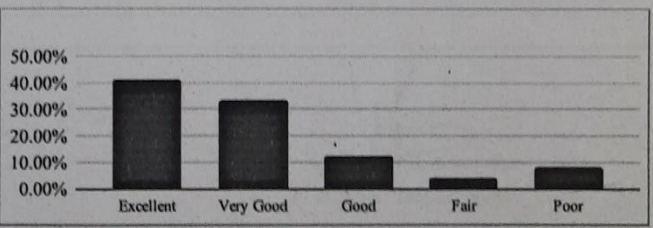
10 Canteen Facility

Response	% Response	% Satisfaction
Excellent	39.58%	77.92%
Very Good	31.25%	
Good	14.58%	Remark
Fair	6.25%	
Poor	8.33%	
		Very Good



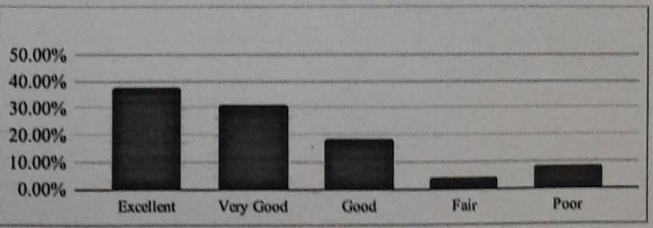
11 Transport Facility

Response	% Response	% Satisfaction
Excellent	41.67%	78.75%
Very Good	33.33%	
Good	12.50%	Remark
Fair	4.17%	
Poor	8.33%	
		Very Good



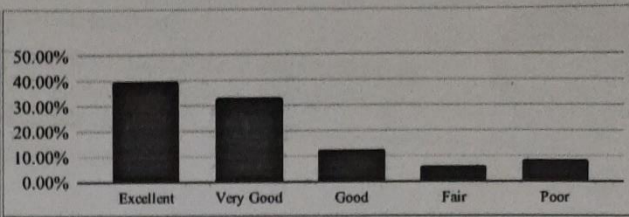
12 Internet Facility

Response	% Response	% Satisfaction
Excellent	37.50%	77.08%
Very Good	31.25%	
Good	18.75%	Remark
Fair	4.17%	
Poor	8.33%	
		Very Good



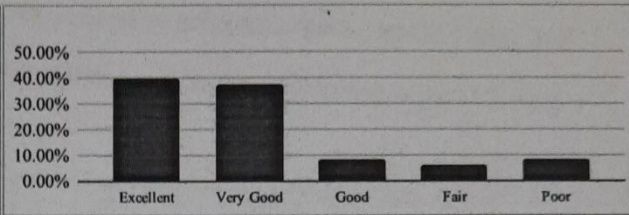
13 Sanitation Facility

Response	% Response	% Satisfaction
Excellent	39.58%	75.42%
Very Good	33.33%	
Good	12.50%	Remark
Fair	6.25%	
Poor	8.33%	



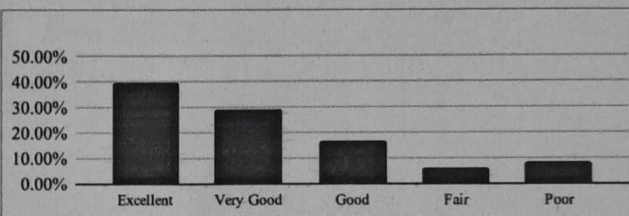
14 First Aid Facility

Response	% Response	% Satisfaction
Excellent	39.58%	
Very Good	37.50%	
Good	8.33%	Remark
Fair	6.25%	
Poor	8.33%	



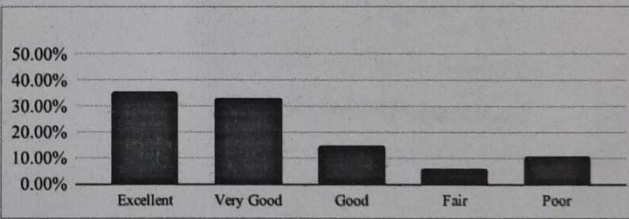
15 Security Facility

Response	% Response	% Satisfaction
Excellent	39.58%	83.33%
Very Good	29.17%	
Good	16.67%	Remark
Fair	6.25%	
Poor	8.33%	



16 Drinking Water

Response	% Response	% Satisfaction
Excellent	35.42%	79.17%
Very Good	33.33%	
Good	14.58%	Remark
Fair	6.25%	
Poor	10.42%	



Suggestions-

1 Laboratory facilities has to be improved.

Yogesh
Prof. Yogesh S. Sharma
Feedback Incharge

Rachna
Dr. Abhijit R. Kasetwar
Head of Department



Department of
Electronics & Telecommunication Engineering

"Emerge as a centre for quality education in Electronics & Telecommunication Engineering, so as to create competent professionals"

Academic Session 2020-21 (EVEN)
Student Satisfaction Survey Report

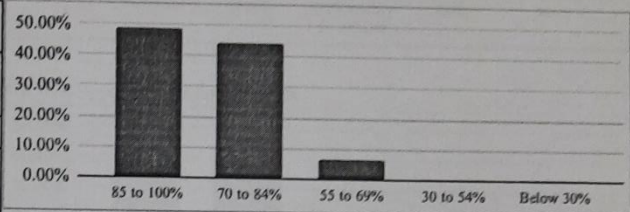
Date:01/07/2021

Class: 2nd Year / 4th Semester (Section-B)
Class Incharge: Prof. Mayur Tembhurney
No. of Participants involved in Feedback: 45

PART-A: Teaching Learning Process

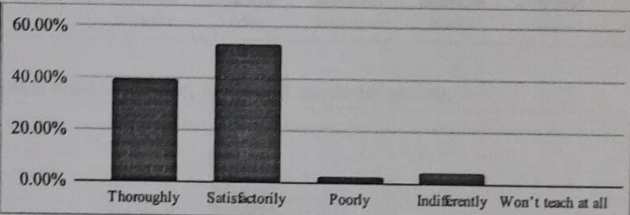
1. How much of the syllabus was covered in the class?

Response	% Response	% Satisfaction
85 to 100%	48.89%	85.56%
70 to 84%	44.44%	
55 to 69%	6.67%	Remark
30 to 54%	0.00%	Excellent
Below 30%	0.00%	



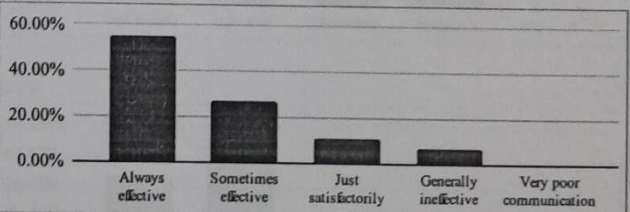
2. How well did the teachers prepare for the classes?

Response	% Response	% Satisfaction
Thoroughly	40.00%	82.22%
Satisfactorily	53.33%	
Poorly	2.22%	Remark
Indifferently	4.44%	Very Good
Won't teach at all	0.00%	



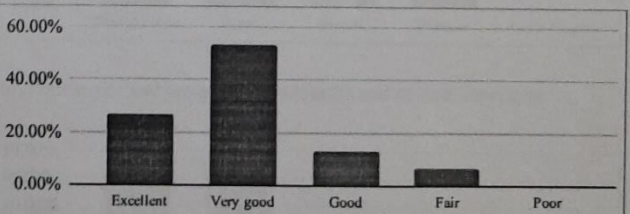
3. How well were the teachers able to communicate?

Response	% Response	% Satisfaction
Always effective	55.56%	82.78%
Sometimes effective	26.67%	
Just satisfactorily	11.11%	Remark
Generally ineffective	6.67%	Very Good
Very poor communication	0.00%	



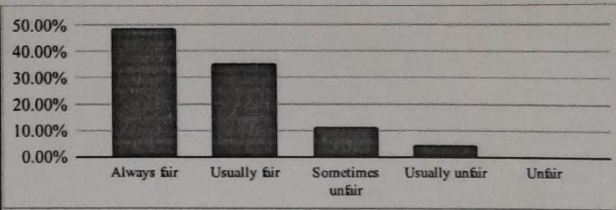
4. The teacher's approach to teaching can best be described as

Response	% Response	% Satisfaction
Excellent	26.67%	75.00%
Very good	53.33%	
Good	13.33%	Remark
Fair	6.67%	Very Good
Poor	0.00%	



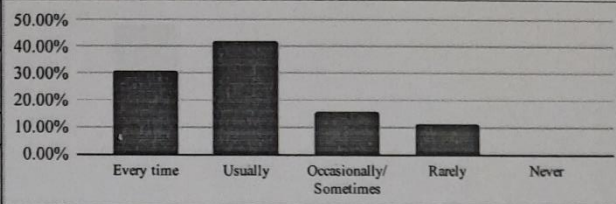
5. Fairness of the internal evaluation process by the teachers.

Response	% Response	% Satisfaction
Always fair	48.89%	82.22%
Usually fair	35.56%	
Sometimes unfair	11.11%	Remark
Usually unfair	4.44%	Very Good
Unfair	0.00%	



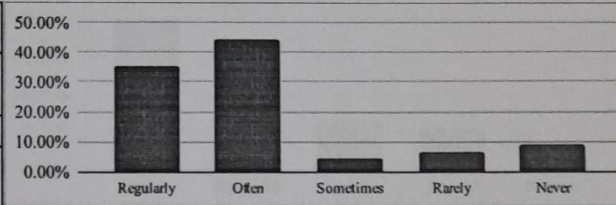
6. Was your performance in assignments discussed with you?

Response	% Response	% Satisfaction
Every time	31.11%	73.33%
Usually	42.22%	
Occasionally/ Sometimes	15.56%	Remark
Rarely	11.11%	Very Good
Never	0.00%	



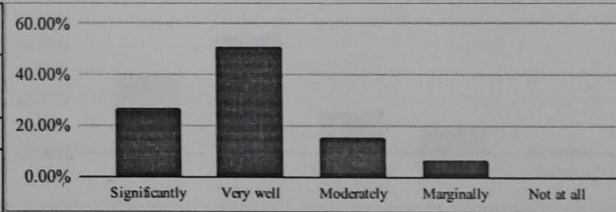
7. The institute takes active interest in promoting internship, field visit opportunities for students.

Response	% Response	% Satisfaction
Regularly	35.56%	72.78%
Often	44.44%	
Sometimes	4.44%	Remark
Rarely	6.67%	Very Good
Never	8.89%	



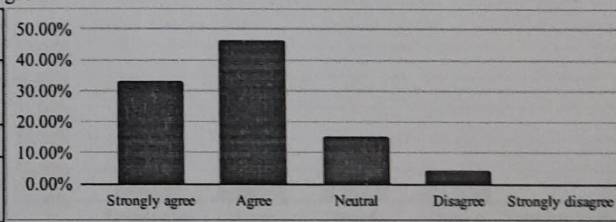
8. The teaching and mentoring process in your institution facilitates you in cognitive, social and emotional growth.

Response	% Response	% Satisfaction
Significantly	26.67%	74.44%
Very well	51.11%	
Moderately	15.56%	Remark
Marginally	6.67%	Very Good
Not at all	0.00%	



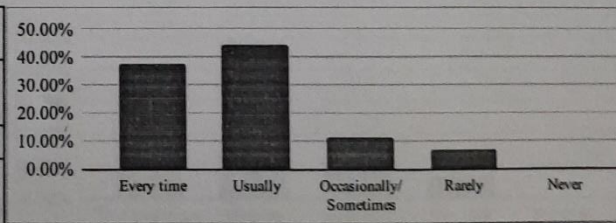
9. The institution provides multiple opportunities to learn and grow.

Response	% Response	% Satisfaction
Strongly agree	33.33%	77.22%
Agree	46.67%	
Neutral	15.56%	Remark
Disagree	4.44%	Very Good
Strongly disagree	0.00%	




10. Teachers inform you about your expected competencies, course outcomes and programme outcomes and review the course syllabus in the class.

Response	% Response	% Satisfaction
Every time	37.78%	78.33%
Usually	44.44%	
Occasionally/ Sometimes	11.11%	Remark
Rarely	6.67%	Very Good
Never	0.00%	




11. Your mentor does a necessary follow-up with an assigned task to you.

Response	% Response	% Satisfaction
Every time	46.67%	81.11%
Usually	37.78%	
Occasionally/ Sometimes	8.89%	Remark
Rarely	6.67%	Very Good
I don't have a Mentor	0.00%	



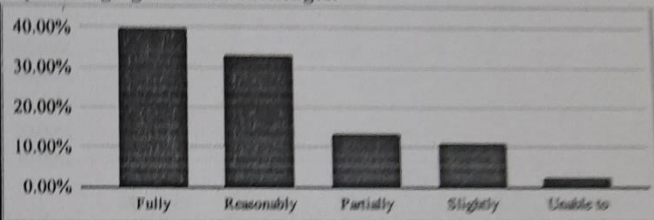
12. The teachers illustrate the concepts through examples and applications.

Response	% Response	% Satisfaction
Every time	46.67%	81.67%
Usually	40.00%	
Occasionally/ Sometimes	6.67%	Remark
Rarely	6.67%	Very Good
Never	0.00%	



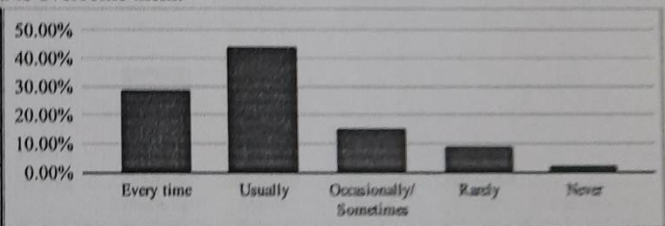
13. The teachers identify your strengths and encourage you with providing right level of challenges.

Response	% Response	% Satisfaction
Fully	40.00%	74.44%
Reasonably	33.33%	
Partially	13.33%	Remark
Slightly	11.11%	Very Good
Unable to	2.22%	



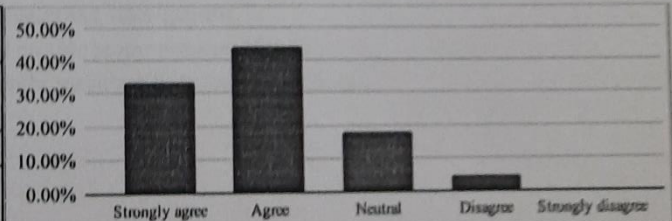
14. Teachers are able to identify your weaknesses and help you to overcome them.

Response	% Response	% Satisfaction
Every time	28.89%	72.22%
Usually	44.44%	
Occasionally/ Sometimes	15.56%	Remark
Rarely	8.89%	Very Good
Never	2.22%	



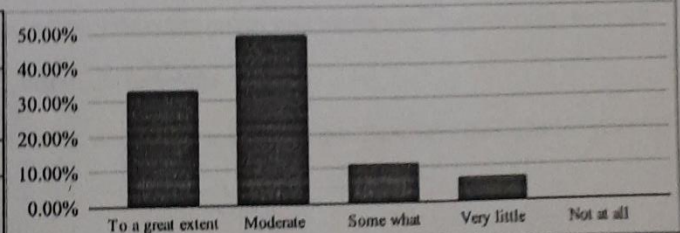
15. The institution makes effort to engage students in the monitoring, review and continuous quality improvement of the teaching learning process.

Response	% Response	% Satisfaction
Strongly agree	33.33%	76.67%
Agree	44.44%	
Neutral	17.78%	Remark
Disagree	4.44%	Very Good
Strongly disagree	0.00%	



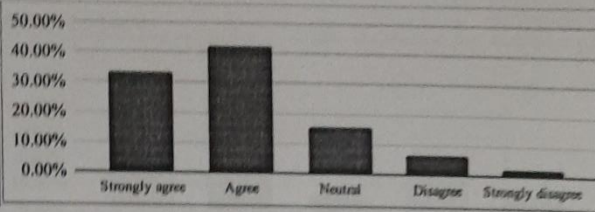
16. The institute/ teachers use student centric methods, such as experiential learning, participative learning and problem solving methodologies for enhancing learning experiences.

Response	% Response	% Satisfaction
To a great extent	33.33%	77.22%
Moderate	48.89%	
Some what	11.11%	Remark
Very little	6.67%	Very Good
Not at all	0.00%	



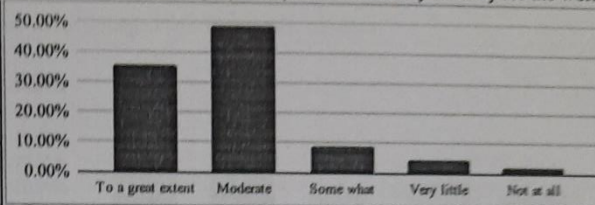
17. Teachers encourage you to participate in extracurricular activities.

Response	% Response	% Satisfaction
Strongly agree	33.33%	74.44%
Agree	42.22%	
Neutral	15.56%	Remark
Disagree	6.67%	
Strongly disagree	2.22%	
		Very Good



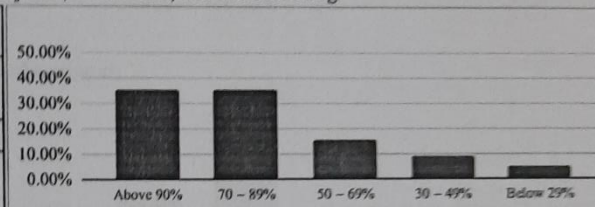
18. Efforts are made by the institute/ teachers to inculcate soft skills, life skills and employability skills to make you ready for the world

Response	% Response	% Satisfaction
To a great extent	35.56%	77.78%
Moderate	48.89%	
Some what	8.89%	Remark
Very little	4.44%	
Not at all	2.22%	
		Very Good



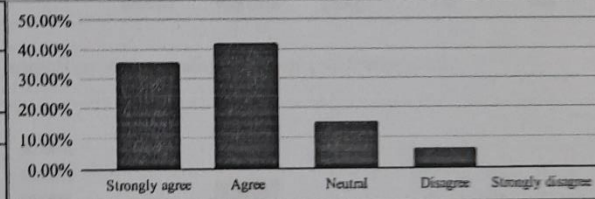
19. What percentage of teachers use ICT tools such as LCD projector, Multimedia, etc. while teaching.

Response	% Response	% Satisfaction
Above 90%	35.56%	72.22%
70 - 89%	35.56%	
50 - 69%	15.56%	Remark
30 - 49%	8.89%	
Below 29%	4.44%	
		Very Good



20. The overall quality of teaching-learning process in your institute is very good.

Response	% Response	% Satisfaction
Strongly agree	35.56%	76.67%
Agree	42.22%	
Neutral	15.56%	Remark
Disagree	6.67%	
Strongly disagree	0.00%	
		Very Good




21. Give three observation / suggestions to improve the overall teaching – learning experience in your institution.
(Observation/Suggestion may also be a review of any course content of the syllabus/ Content you would have wished to learn).

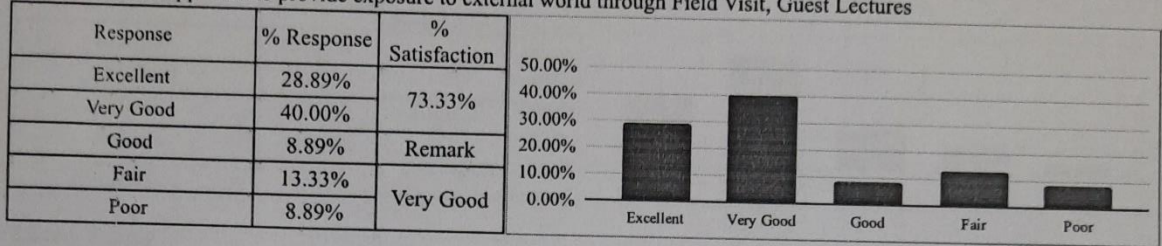
- 1 Good network connectivity, learning about new technologies and developments.
- 2 Should give the proper platform to attend the class and provide proper notes on Moodle
- 3 The faculties are very supportive and they are continuously encourage us to learn new things.
- 4 All content of learning subject are satisfactory
- 5 Give special attention towards weak students
- 6 Wished to have a programming language.
- 7 1)Improve presentation
2)Better notes
- 8 Because of online teaching number of lecture per day should be reduced. So that Students don't lose their interests.
- 9 I had observed that the practicals are going so good that we are interacting online with teachers and they are doing there job best for us...so thank you so much.
- 10 If institute could find a way for doing offline practicals, that would be helpful.
My class hes never been to any field visit yet. Why is that?
- 11 Attend classes on online platform is not easy. There are mostly voice issues and much more. Especially during bad weather the connectivity is low.
Course should be updated.
- 12 Information regarding new technology should be shared
- 13 Some more examples and different type of them will help and also extra classes regarding some topics.
1. More interaction with students
2. Skill learning classes
- 14 The only suggestion I can give is focus on learning not of theory.

PART-B: Institutional Facilities and Support

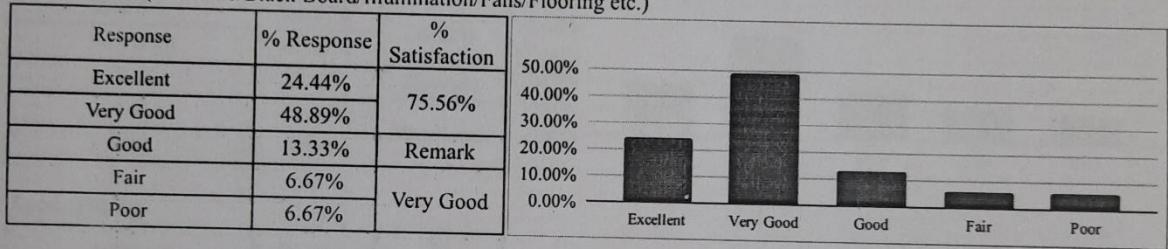
1 Adequacy of Laboratory facilities (Space/Ventilation/number of set-ups)




2 Mechanism and approach to provide exposure to external world through Field Visit, Guest Lectures



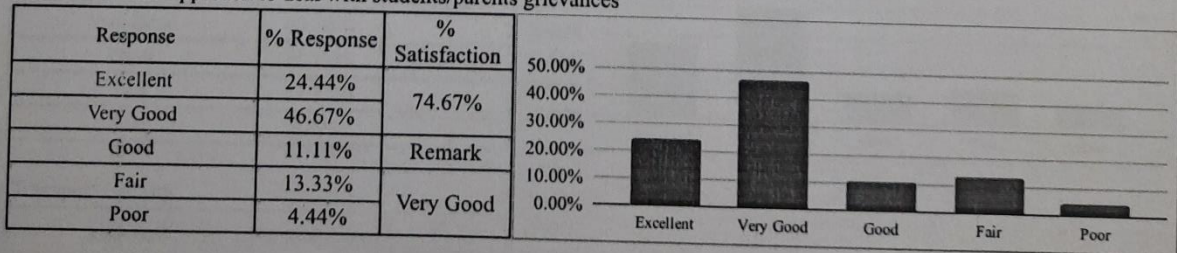
3 Infrastructure (Furniture/Black Board/Illumination/Fans/Flooring etc.)



4 Overall approach and commitment of the Department towards providing quality Technical and Professional Education.

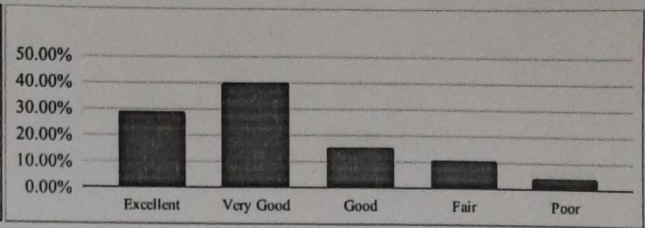


5 Mechanism and approach to deal with students/parents grievances



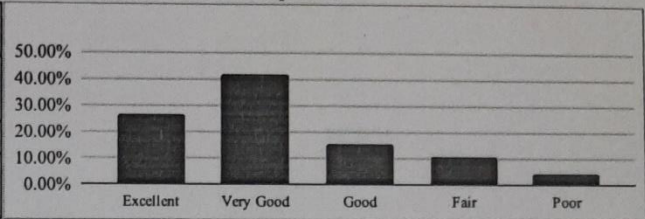
6 Students Guidance and mentoring facilities

Response	% Response	% Satisfaction
Excellent	28.89%	75.56%
Very Good	40.00%	
Good	15.56%	Remark
Fair	11.11%	Very Good
Poor	4.44%	



7 Availability of modern instruments and arrangements/facilities to provide hands on experience

Response	% Response	% Satisfaction
Excellent	26.67%	75.11%
Very Good	42.22%	
Good	15.56%	Remark
Fair	11.11%	Very Good
Poor	4.44%	



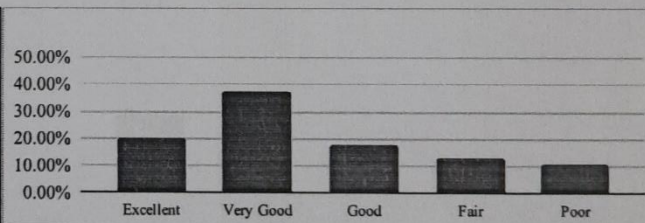
8 Library Facility

Response	% Response	% Satisfaction
Excellent	26.67%	74.22%
Very Good	42.22%	
Good	11.11%	Remark
Fair	15.56%	Very Good
Poor	4.44%	



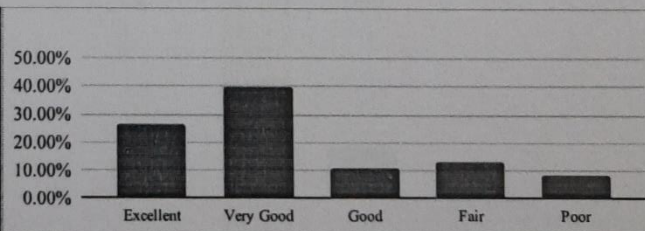
9 Sports Facility

Response	% Response	% Satisfaction
Excellent	20.00%	68.44%
Very Good	37.78%	
Good	17.78%	Remark
Fair	13.33%	Good
Poor	11.11%	



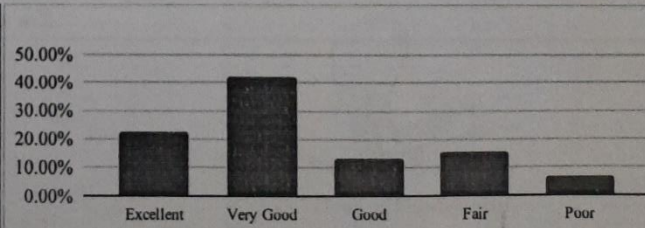
10 Canteen Facility

Response	% Response	% Satisfaction
Excellent	26.67%	72.44%
Very Good	40.00%	
Good	11.11%	Remark
Fair	13.33%	Very Good
Poor	8.89%	



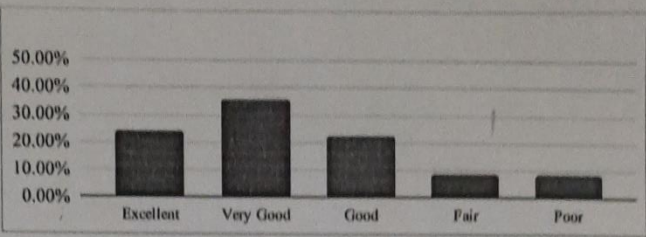
11 Transport Facility

Response	% Response	% Satisfaction
Excellent	22.22%	71.56%
Very Good	42.22%	
Good	13.33%	Remark
Fair	15.56%	Very Good
Poor	6.67%	



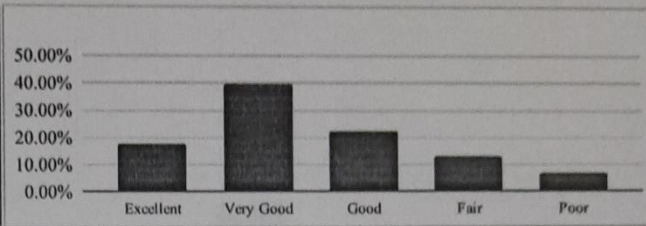
12 Internet Facility

Response	% Response	% Satisfaction
Excellent	24.44%	71.56%
Very Good	35.56%	
Good	22.22%	Remark
Fair	8.89%	
Poor	8.89%	
		Very Good



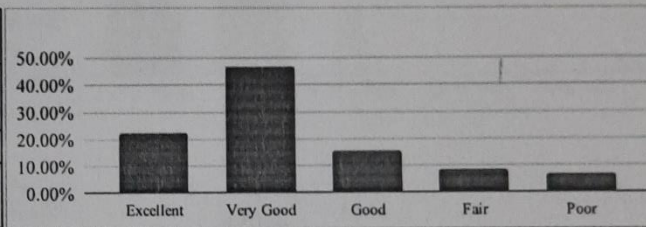
13 Sanitation Facility

Response	% Response	% Satisfaction
Excellent	17.78%	69.78%
Very Good	40.00%	
Good	22.22%	Remark
Fair	13.33%	
Poor	6.67%	
		Good



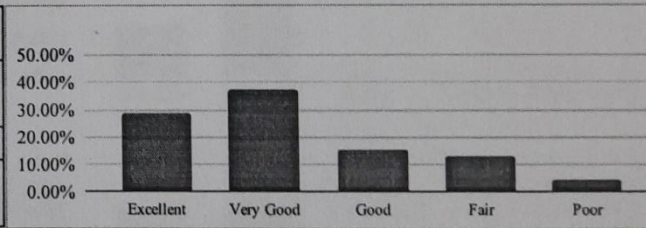
14 First Aid Facility

Response	% Response	% Satisfaction
Excellent	22.22%	73.78%
Very Good	46.67%	
Good	15.56%	Remark
Fair	8.89%	
Poor	6.67%	
		Very Good



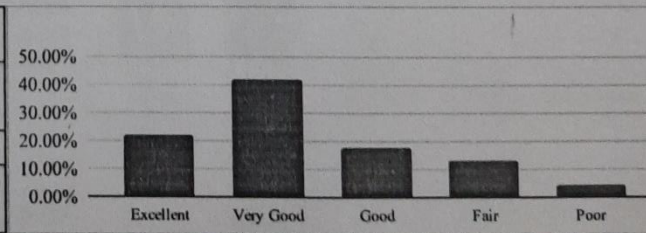
15 Security Facility

Response	% Response	% Satisfaction
Excellent	28.89%	74.67%
Very Good	37.78%	
Good	15.56%	Remark
Fair	13.33%	
Poor	4.44%	
		Very Good



16 Drinking Water

Response	% Response	% Satisfaction
Excellent	22.22%	72.89%
Very Good	42.22%	
Good	17.78%	Remark
Fair	13.33%	
Poor	4.44%	
		Very Good



Suggestions-

- 1 Use better graphics and visual media to engage students well.

Yogesh
Prof. Yogesh S. Sharma
Feedback Incharge

Abhay R. Kasetwar
Dr. Abhay R. Kasetwar
Head of Department



Department of
Electronics & Telecommunication Engineering

"Emerge as a centre for quality education in Electronics & Telecommunication Engineering, so as to create competent professionals"

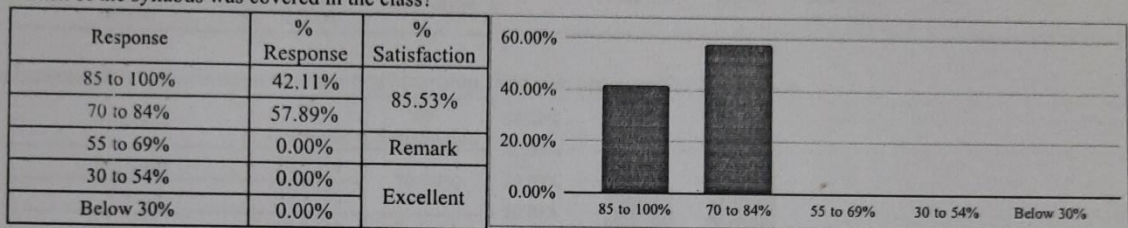
Academic Session 2020-21 (EVEN)
Student Satisfaction Survey Report

Date:01/07/2021


Class: 2nd Year / 4th Semester (Section-A)
Class Incharge: Prof. Mohd. Naushad
No. of Participants involved in Feedback: 38

PART-A: Teaching Learning Process


1. How much of the syllabus was covered in the class?




2. How well did the teachers prepare for the classes?



3. How well were the teachers able to communicate?

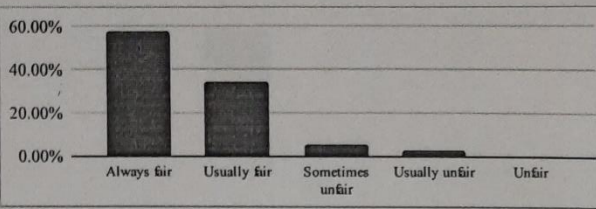


4. The teacher's approach to teaching can best be described as



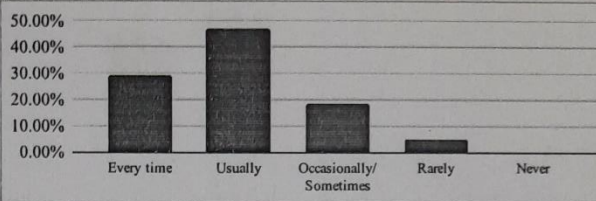
5. Fairness of the internal evaluation process by the teachers.

Response	% Response	% Satisfaction
Always fair	57.89%	86.84%
Usually fair	34.21%	
Sometimes unfair	5.26%	Remark
Usually unfair	2.63%	Excellent
Unfair	0.00%	



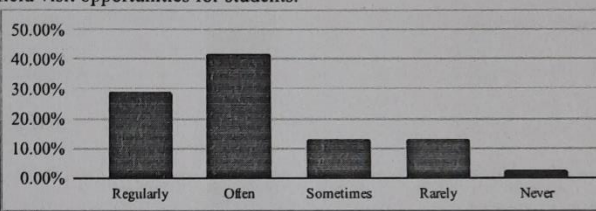
6. Was your performance in assignments discussed with you?

Response	% Response	% Satisfaction
Every time	28.95%	75.00%
Usually	47.37%	
Occasionally/ Sometimes	18.42%	Remark
Rarely	5.26%	Very Good
Never	0.00%	



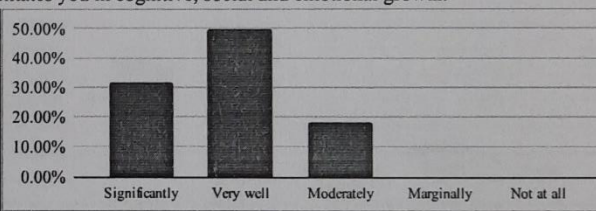
7. The institute takes active interest in promoting internship, field visit opportunities for students.

Response	% Response	% Satisfaction
Regularly	28.95%	70.39%
Often	42.11%	
Sometimes	13.16%	Remark
Rarely	13.16%	Very Good
Never	2.63%	



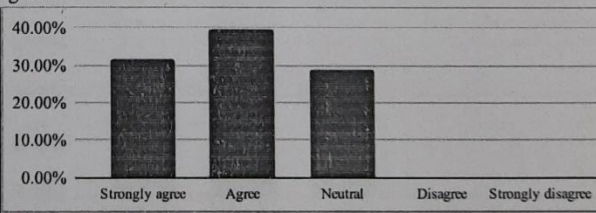
8. The teaching and mentoring process in your institution facilitates you in cognitive, social and emotional growth.

Response	% Response	% Satisfaction
Significantly	31.58%	78.29%
Very well	50.00%	
Moderately	18.42%	Remark
Marginally	0.00%	Very Good
Not at all	0.00%	



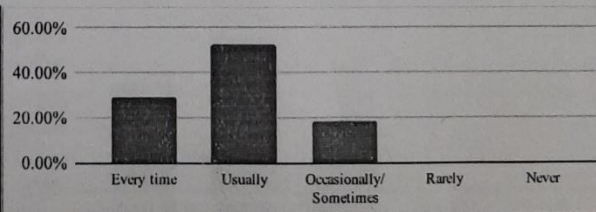
9. The institution provides multiple opportunities to learn and grow.

Response	% Response	% Satisfaction
Strongly agree	31.58%	75.66%
Agree	39.47%	
Neutral	28.95%	Remark
Disagree	0.00%	Very Good
Strongly disagree	0.00%	



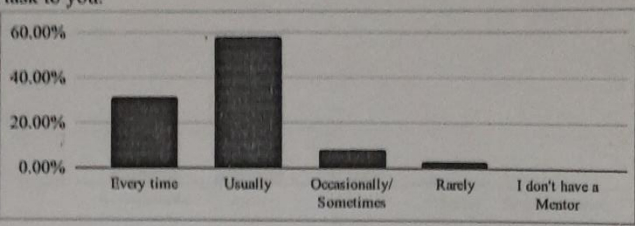
10. Teachers inform you about your expected competencies, course outcomes and programme outcomes and review the course syllabus in the class.

Response	% Response	% Satisfaction
Every time	28.95%	77.63%
Usually	52.63%	
Occasionally/ Sometimes	18.42%	Remark
Rarely	0.00%	Very Good
Never	0.00%	



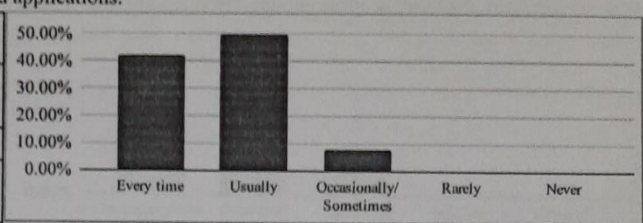
11. Your mentor does a necessary follow-up with an assigned task to you.

Response	% Response	% Satisfaction
Every time	31.58%	79.61%
Usually	57.89%	
Occasionally/ Sometimes	7.89%	Remark
Rarely	2.63%	Very Good
I don't have a Mentor	0.00%	



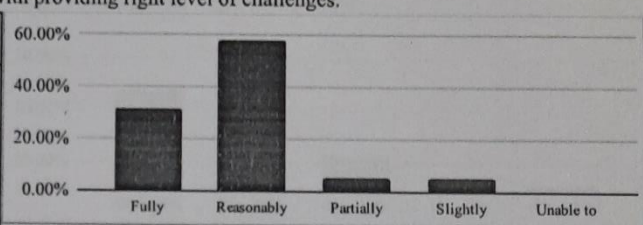
12. The teachers illustrate the concepts through examples and applications.

Response	% Response	% Satisfaction
Every time	42.11%	83.55%
Usually	50.00%	
Occasionally/ Sometimes	7.89%	Remark
Rarely	0.00%	Very Good
Never	0.00%	



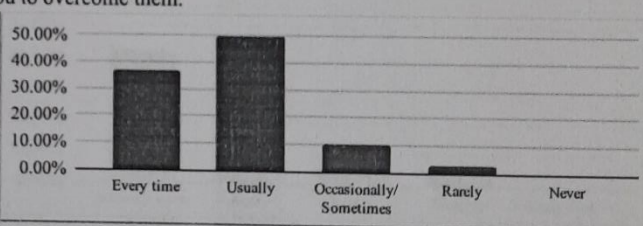
13. The teachers identify your strengths and encourage you with providing right level of challenges.

Response	% Response	% Satisfaction
Fully	31.58%	78.95%
Reasonably	57.89%	
Partially	5.26%	Remark
Slightly	5.26%	Very Good
Unable to	0.00%	



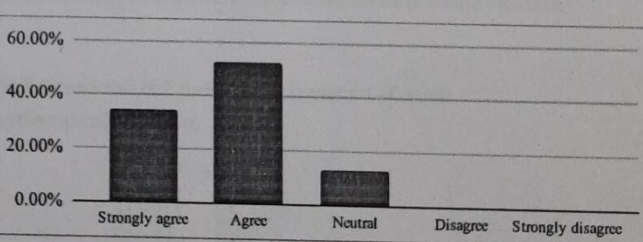
14. Teachers are able to identify your weaknesses and help you to overcome them.

Response	% Response	% Satisfaction
Every time	36.84%	80.26%
Usually	50.00%	
Occasionally/ Sometimes	10.53%	Remark
Rarely	2.63%	Very Good
Never	0.00%	



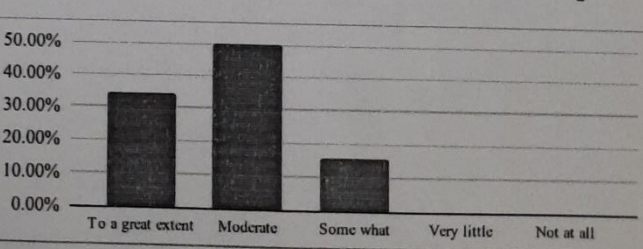
15. The institution makes effort to engage students in the monitoring, review and continuous quality improvement of the teaching learning process.

Response	% Response	% Satisfaction
Strongly agree	34.21%	80.26%
Agree	52.63%	
Neutral	13.16%	Remark
Disagree	0.00%	Very Good
Strongly disagree	0.00%	




16. The institute/ teachers use student centric methods, such as experiential learning, participative learning and problem solving methodologies for enhancing learning experiences.

Response	% Response	% Satisfaction
To a great extent	34.21%	79.61%
Moderate	50.00%	
Some what	15.79%	Remark
Very little	0.00%	Very Good
Not at all	0.00%	




17. Teachers encourage you to participate in extracurricular activities.

Response	% Response	% Satisfaction
Strongly agree	31.58%	78.95%
Agree	55.26%	
Neutral	10.53%	Remark
Disagree	2.63%	
Strongly disagree	0.00%	
		Very Good



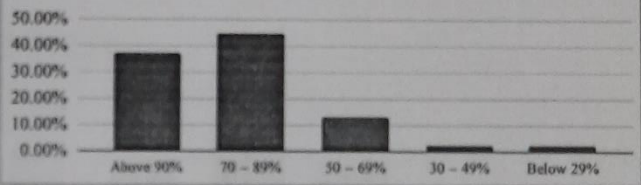
18. Efforts are made by the institute/ teachers to inculcate soft skills, life skills and employability skills to make you ready for the work

Response	% Response	% Satisfaction
To a great extent	31.58%	80.26%
Moderate	57.89%	
Some what	10.53%	Remark
Very little	0.00%	
Not at all	0.00%	



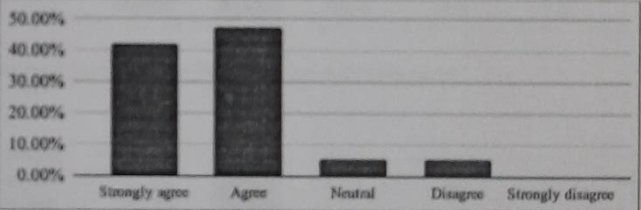
19. What percentage of teachers use ICT tools such as LCD projector, Multimedia, etc. while teaching.

Response	% Response	% Satisfaction
Above 90%	36.84%	77.63%
70 - 89%	44.74%	
50 - 69%	13.16%	Remark
30 - 49%	2.63%	
Below 29%	2.63%	
		Very Good



20. The overall quality of teaching-learning process in your institute is very good.

Response	% Response	% Satisfaction
Strongly agree	42.11%	81.58%
Agree	47.37%	
Neutral	5.26%	Remark
Disagree	5.26%	
Strongly disagree	0.00%	
		Very Good



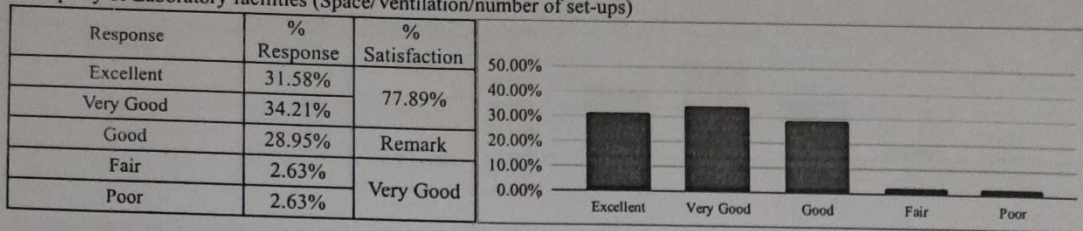
21. Give three observation / suggestions to improve the overall teaching - learning experience in your institution.

(Observation/Suggestion may also be a review of any course content of the syllabus/ Content you would have wished to learn).

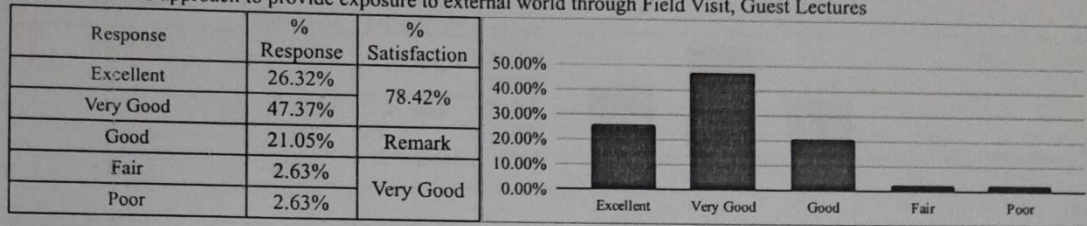
- 1 More practical knowledge
- 2 Video lectures instead of online
- 3 Teachers should held quiz for all subjects time to time and on one unit at a time after completion of a unit
- 4 Learning course of Programming language like c++ python should be taken
- 5 Please give Internship opportunity to students
- 6 Logical way of teaching
- 7 Please make online class better

PART-B: Institutional Facilities and Support

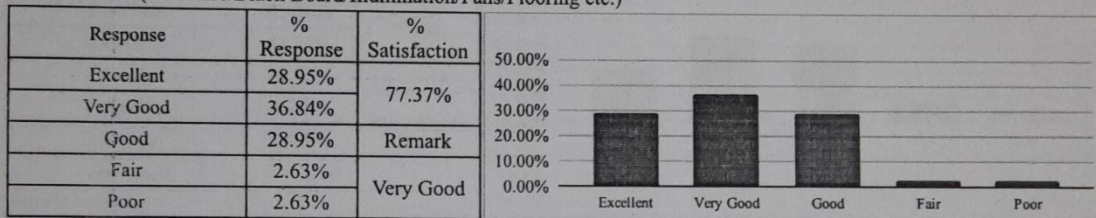
1 Adequacy of Laboratory facilities (Space/Ventilation/number of set-ups)



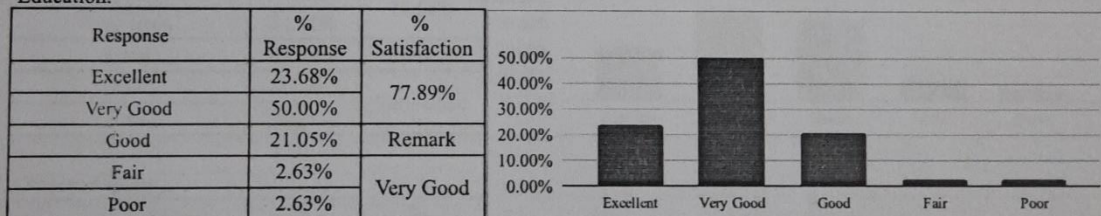
2 Mechanism and approach to provide exposure to external world through Field Visit, Guest Lectures




3 Infrastructure (Furniture/Black Board/Illumination/Fans/Flooring etc.)



4 Overall approach and commitment of the Department towards providing quality Technical and Professional Education.

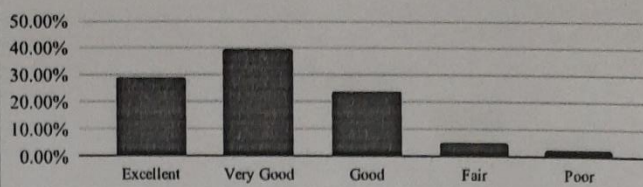


5 Mechanism and approach to deal with students/parents grievances



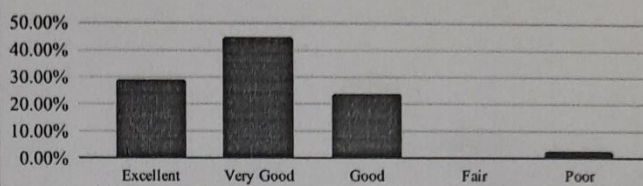
6 Students Guidance and mentoring facilities

Response	% Response	% Satisfaction
Excellent	28.95%	77.37%
Very Good	39.47%	
Good	23.68%	Remark
Fair	5.26%	Very Good
Poor	2.63%	



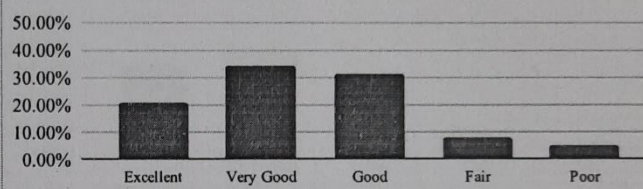
7 Availability of modern instruments and arrangements/facilities to provide hands on experience

Response	% Response	% Satisfaction
Excellent	28.95%	79.47%
Very Good	44.74%	
Good	23.68%	Remark
Fair	0.00%	Very Good
Poor	2.63%	



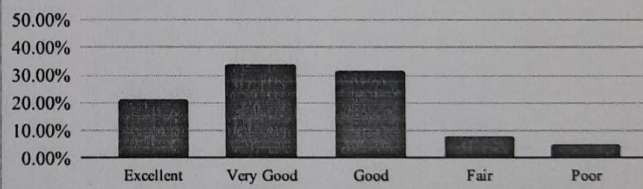
8 Library Facility

Response	% Response	% Satisfaction
Excellent	21.05%	75.26%
Very Good	44.74%	
Good	26.32%	Remark
Fair	5.26%	Very Good
Poor	2.63%	



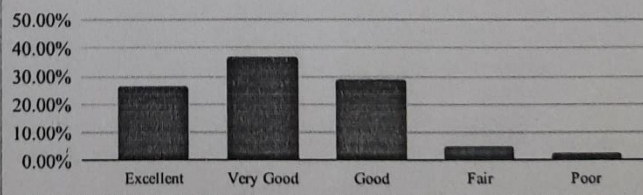
9 Sports Facility

Response	% Response	% Satisfaction
Excellent	21.05%	71.58%
Very Good	34.21%	
Good	31.58%	Remark
Fair	7.89%	Very Good
Poor	5.26%	



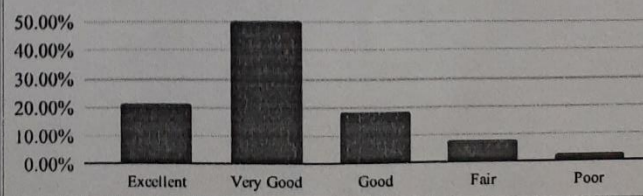
10 Canteen Facility

Response	% Response	% Satisfaction
Excellent	26.32%	75.79%
Very Good	36.84%	
Good	28.95%	Remark
Fair	5.26%	Very Good
Poor	2.63%	



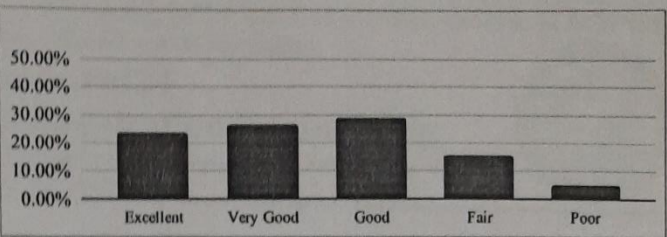
11 Transport Facility

Response	% Response	% Satisfaction
Excellent	21.05%	75.79%
Very Good	50.00%	
Good	18.42%	Remark
Fair	7.89%	Very Good
Poor	2.63%	



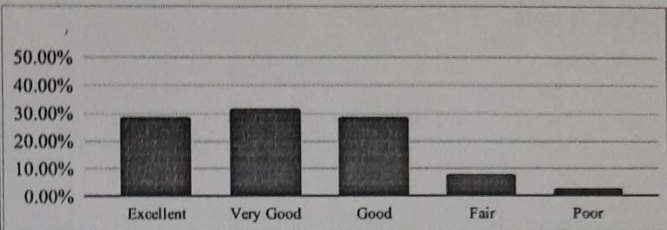
12 Internet Facility

Response	% Response	% Satisfaction
Excellent	23.68%	69.47%
Very Good	26.32%	
Good	28.95%	Remark
Fair	15.79%	
Poor	5.26%	
		Good



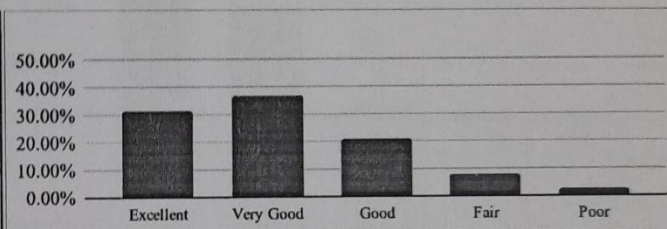
13 Sanitation Facility

Response	% Response	% Satisfaction
Excellent	28.95%	75.26%
Very Good	31.58%	
Good	28.95%	Remark
Fair	7.89%	
Poor	2.63%	
		Very Good



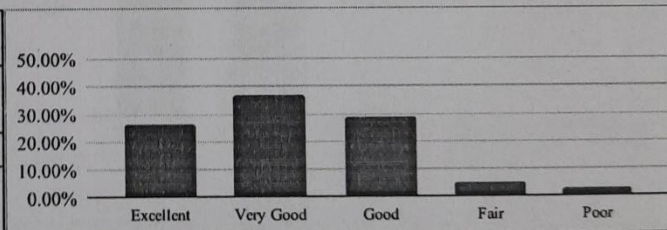
14 First Aid Facility

Response	% Response	% Satisfaction
Excellent	31.58%	77.37%
Very Good	36.84%	
Good	21.05%	Remark
Fair	7.89%	
Poor	2.63%	
		Very Good



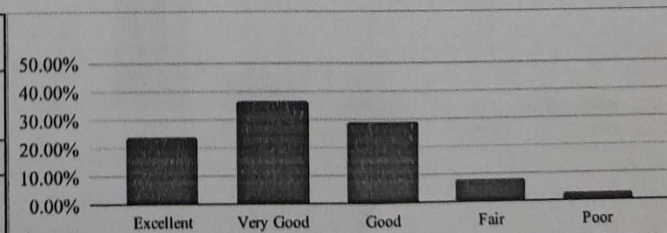
15 Security Facility

Response	% Response	% Satisfaction
Excellent	26.32%	75.79%
Very Good	36.84%	
Good	28.95%	Remark
Fair	5.26%	
Poor	2.63%	
		Very Good



16 Drinking Water

Response	% Response	% Satisfaction
Excellent	23.68%	74.21%
Very Good	36.84%	
Good	28.95%	Remark
Fair	7.89%	
Poor	2.63%	
		Very Good



Suggestions-

1 No suggestions

Yogesh

Prof. Yogesh S. Sharma
Feedback Incharge

Abhay

Dr. Abhay R. Kasetwar
Head of Department



Department of
Electronics & Telecommunication Engineering

"Emerge as a centre for quality education in Electronics & Telecommunication Engineering, so as to create competent professionals"



Academic Session 2020-21 (EVEN)
Student Satisfaction Survey Report

Date: 01/07/2021


Class: 3rd Year / 6th Semester (Section-A)

Class Incharge: Prof. Waseem Akram

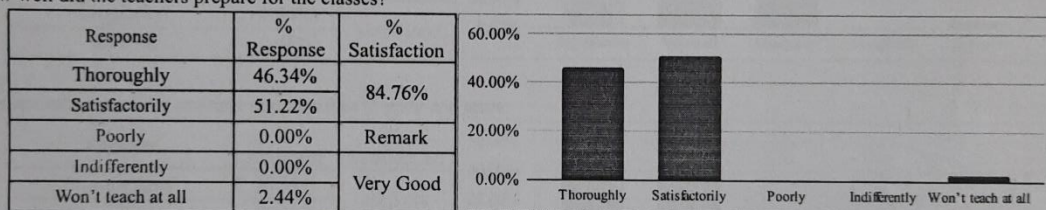
No. of Participants involved in Feedback: 41

PART-A: Teaching Learning Process

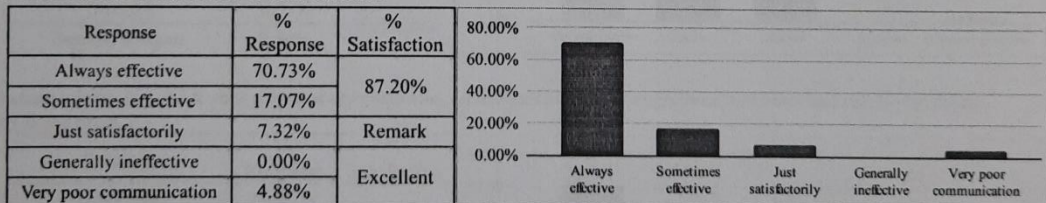
1. How much of the syllabus was covered in the class?




2. How well did the teachers prepare for the classes?




3. How well were the teachers able to communicate?



4. The teacher's approach to teaching can best be described as




5. Fairness of the internal evaluation process by the teachers.




6. Was your performance in assignments discussed with you?

Response	% Response	% Satisfaction
Every time	56.10%	83.54%
Usually	29.27%	
Occasionally/ Sometimes	9.76%	Remark
Rarely	2.44%	
Never	2.44%	Very Good



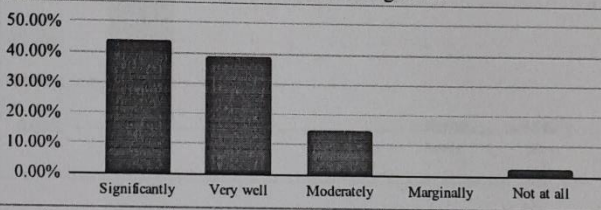
7. The institute takes active interest in promoting internship, field visit opportunities for students.

Response	% Response	% Satisfaction
Regularly	68.29%	84.15%
Often	14.63%	
Sometimes	9.76%	Remark
Rarely	0.00%	
Never	7.32%	Very Good



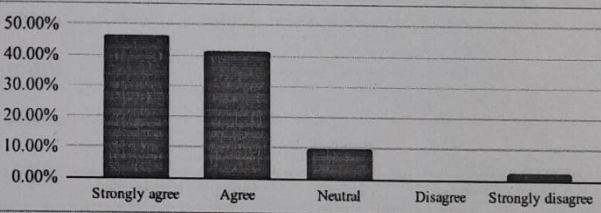
8. The teaching and mentoring process in your institution facilitates you in cognitive, social and emotional growth.

Response	% Response	% Satisfaction
Significantly	43.90%	80.49%
Very well	39.02%	
Moderately	14.63%	Remark
Marginally	0.00%	
Not at all	2.44%	Very Good



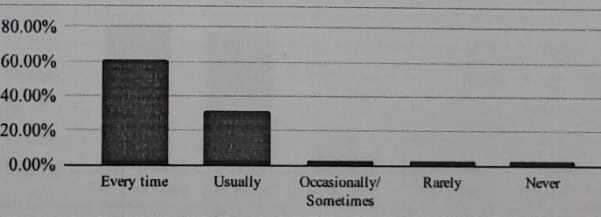
9. The institution provides multiple opportunities to learn and grow.

Response	% Response	% Satisfaction
Strongly agree	46.34%	82.32%
Agree	41.46%	
Neutral	9.76%	Remark
Disagree	0.00%	
Strongly disagree	2.44%	Very Good



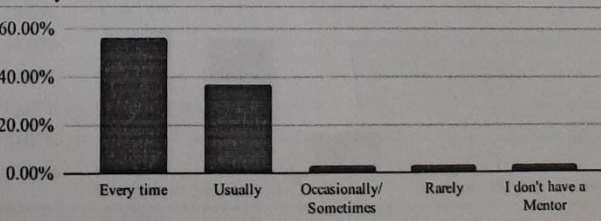
10. Teachers inform you about your expected competencies, course outcomes and programme outcomes and review the course syllabus in the class.

Response	% Response	% Satisfaction
Every time	60.98%	86.59%
Usually	31.71%	
Occasionally/ Sometimes	2.44%	Remark
Rarely	2.44%	
Never	2.44%	Excellent




11. Your mentor does a necessary follow-up with an assigned task to you.

Response	% Response	% Satisfaction
Every time	56.10%	85.37%
Usually	36.59%	
Occasionally/ Sometimes	2.44%	Remark
Rarely	2.44%	
I don't have a Mentor	2.44%	Excellent



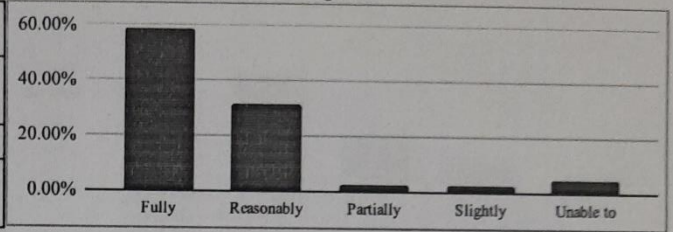
12. The teachers illustrate the concepts through examples and applications.

Response	% Response	% Satisfaction
Every time	70.73%	88.41%
Usually	19.51%	
Occasionally/ Sometimes	4.88%	Remark
Rarely	2.44%	Excellent
Never	2.44%	




13. The teachers identify your strengths and encourage you with providing right level of challenges.

Response	% Response	% Satisfaction
Fully	58.54%	84.15%
Reasonably	31.71%	
Partially	2.44%	Remark
Slightly	2.44%	Very Good
Unable to	4.88%	




14. Teachers are able to identify your weaknesses and help you to overcome them.

Response	% Response	% Satisfaction
Every time	58.54%	83.54%
Usually	31.71%	
Occasionally/ Sometimes	0.00%	Remark
Rarely	4.88%	Very Good
Never	4.88%	



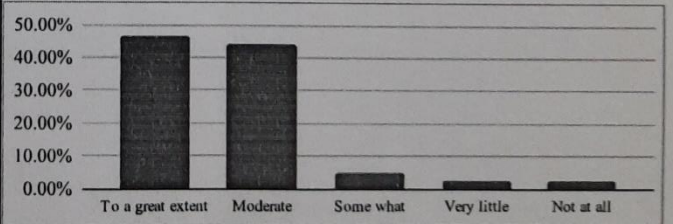
15. The institution makes effort to engage students in the monitoring, review and continuous quality improvement of the teaching learning process.

Response	% Response	% Satisfaction
Strongly agree	53.66%	83.54%
Agree	31.71%	
Neutral	12.20%	Remark
Disagree	0.00%	Very Good
Strongly disagree	2.44%	



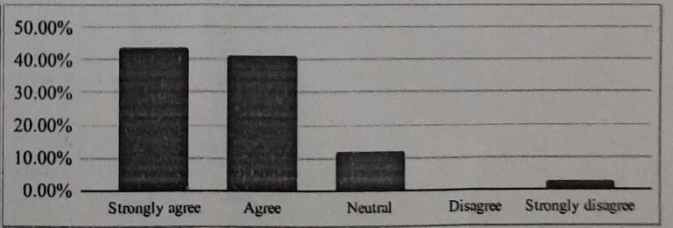
16. The institute/ teachers use student centric methods, such as experiential learning, participative learning and problem solving methodologies for enhancing learning experiences.

Response	% Response	% Satisfaction
To a great extent	46.34%	82.32%
Moderate	43.90%	
Some what	4.88%	Remark
Very little	2.44%	Very Good
Not at all	2.44%	



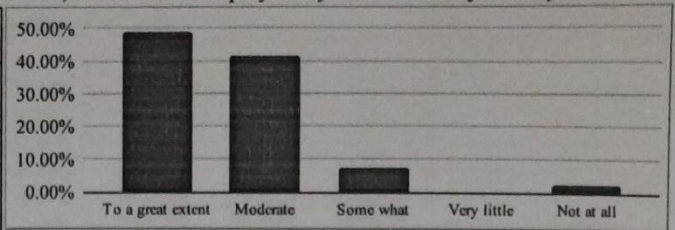
17. Teachers encourage you to participate in extracurricular activities.

Response	% Response	% Satisfaction
Strongly agree	43.90%	81.10%
Agree	41.46%	
Neutral	12.20%	Remark
Disagree	0.00%	Very Good
Strongly disagree	2.44%	



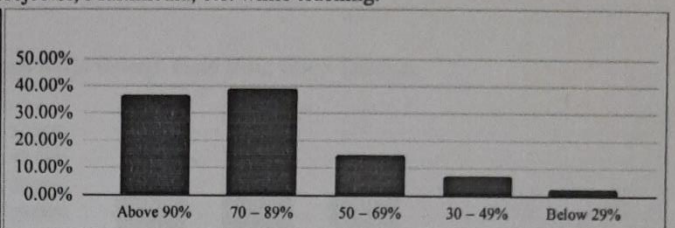
18. Efforts are made by the institute/ teachers to inculcate soft skills, life skills and employability skills to make you ready for the world

Response	% Response	% Satisfaction
To a great extent	48.78%	83.54%
Moderate	41.46%	
Some what	7.32%	Remark
Very little	0.00%	
Not at all	2.44%	



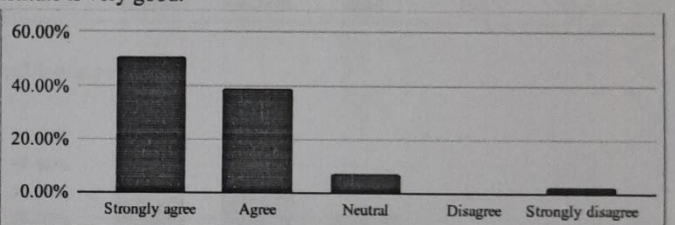
19. What percentage of teachers use ICT tools such as LCD projector, Multimedia, etc. while teaching.

Response	% Response	% Satisfaction
Above 90%	36.59%	75.00%
70 – 89%	39.02%	
50 – 69%	14.63%	Remark
30 – 49%	7.32%	
Below 29%	2.44%	



20. The overall quality of teaching-learning process in your institute is very good.

Response	% Response	% Satisfaction
Strongly agree	51.22%	84.15%
Agree	39.02%	
Neutral	7.32%	Remark
Disagree	0.00%	
Strongly disagree	2.44%	

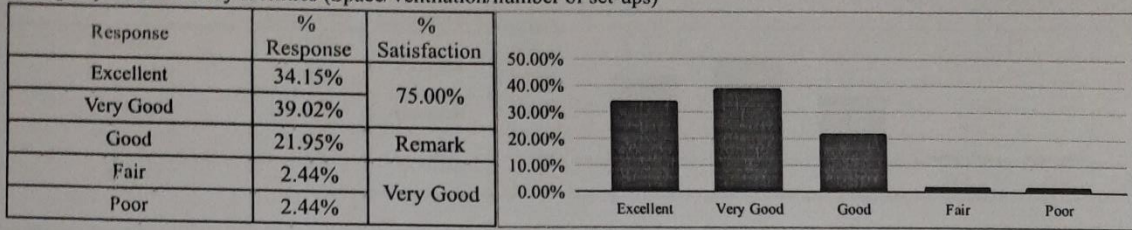


21. Give three observation / suggestions to improve the overall teaching – learning experience in your institution.
(Observation/Suggestion may also be a review of any course content of the syllabus/ Content you would have wished to learn).

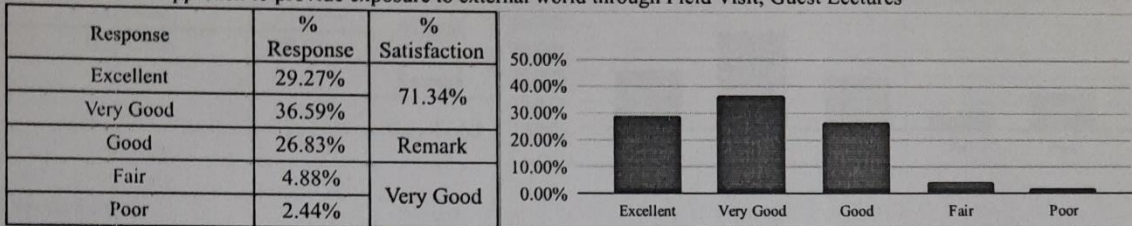
- 1 Teaching is good
- 2 Excellent teaching
- 3 Offline learning is better than online
Teachers are very good
- 4 I would wish to learn DSA.
- 5 Focus not only to complete the syllabus but on practical knowledge also.
- 6 Teacher staff is very good and hardworking.
- 7 Everything we should have to learn
- 8 Suggestions may also review of course

PART-B: Institutional Facilities and Support


1 Adequacy of Laboratory facilities (Space/Ventilation/number of set-ups)



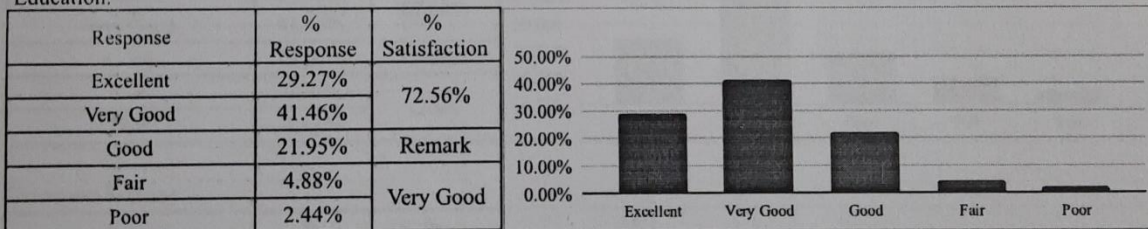
2 Mechanism and approach to provide exposure to external world through Field Visit, Guest Lectures



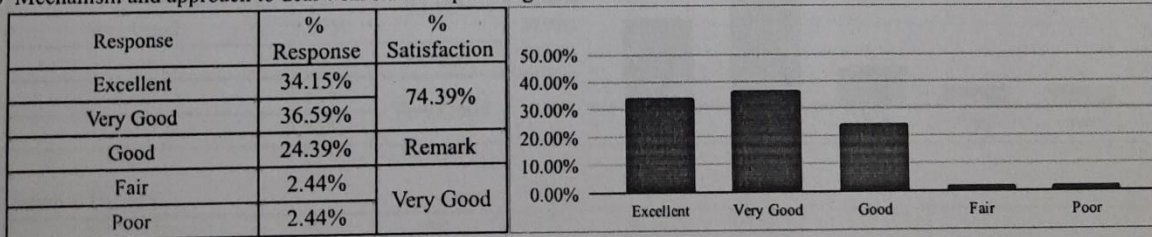
3 Infrastructure (Furniture/Black Board/Illumination/Fans/Flooring etc.)



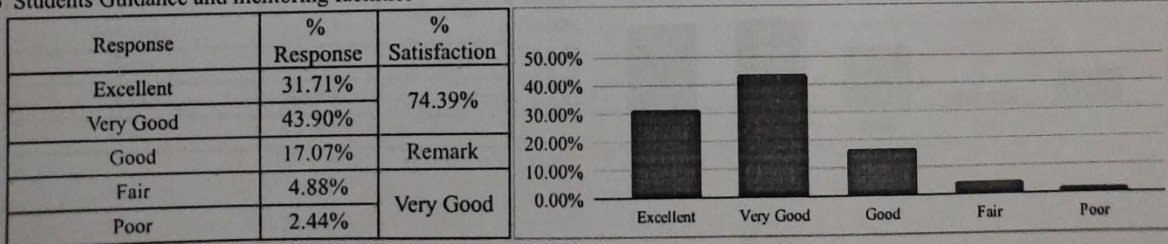
4 Overall approach and commitment of the Department towards providing quality Technical and Professional Education.



5 Mechanism and approach to deal with students/parents grievances

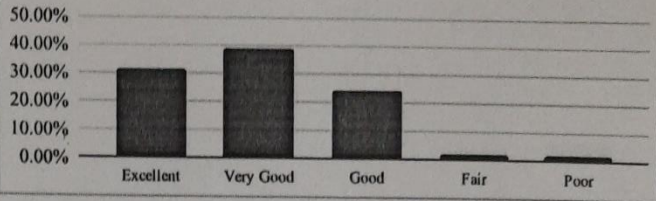


6 Students Guidance and mentoring facilities



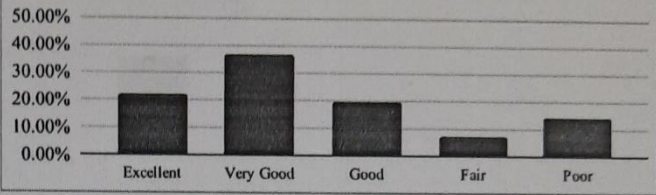
7 Availability of modern instruments and arrangements/facilities to provide hands on experience

Response	% Response	% Satisfaction
Excellent	31.71%	73.78%
Very Good	39.02%	
Good	24.39%	Remark
Fair	2.44%	Very Good
Poor	2.44%	



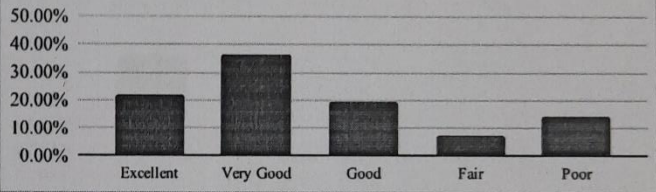
8 Library Facility

Response	% Response	% Satisfaction
Excellent	31.71%	71.95%
Very Good	39.02%	
Good	19.51%	Remark
Fair	4.88%	Very Good
Poor	4.88%	



9 Sports Facility

Response	% Response	% Satisfaction
Excellent	21.95%	60.98%
Very Good	36.59%	
Good	19.51%	Remark
Fair	7.32%	Good
Poor	14.63%	



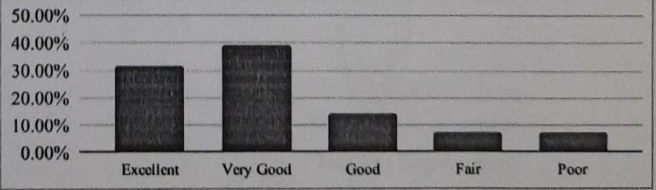
10 Canteen Facility

Response	% Response	% Satisfaction
Excellent	24.39%	67.68%
Very Good	41.46%	
Good	19.51%	Remark
Fair	9.76%	Good
Poor	4.88%	



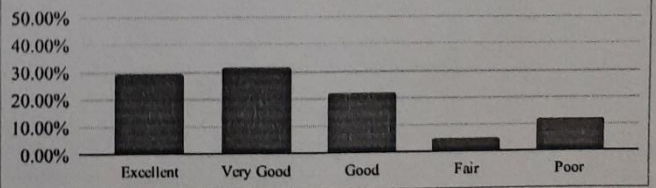
11 Transport Facility

Response	% Response	% Satisfaction
Excellent	31.71%	70.12%
Very Good	39.02%	
Good	14.63%	Remark
Fair	7.32%	Very Good
Poor	7.32%	



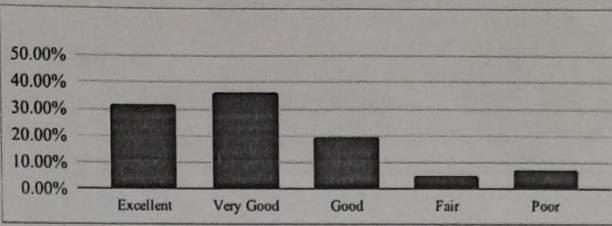
12 Internet Facility

Response	% Response	% Satisfaction
Excellent	29.27%	65.24%
Very Good	31.71%	
Good	21.95%	Remark
Fair	4.88%	Good
Poor	12.20%	



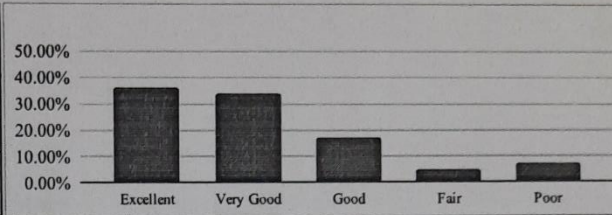
13 Sanitation Facility

Response	% Response	% Satisfaction
Excellent	31.71%	70.12%
Very Good	36.59%	
Good	19.51%	Remark
Fair	4.88%	Very Good
Poor	7.32%	



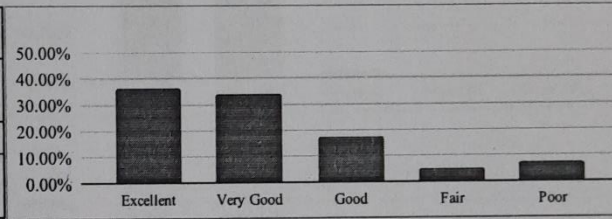
14 First Aid Facility

Response	% Response	% Satisfaction
Excellent	36.59%	71.95%
Very Good	34.15%	
Good	17.07%	Remark
Fair	4.88%	Very Good
Poor	7.32%	



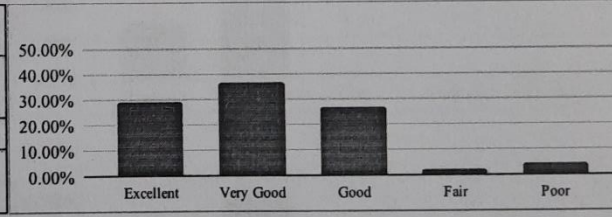
15 Security Facility

Response	% Response	% Satisfaction
Excellent	36.59%	71.95%
Very Good	34.15%	
Good	17.07%	Remark
Fair	4.88%	Very Good
Poor	7.32%	



16 Drinking Water

Response	% Response	% Satisfaction
Excellent	29.27%	70.73%
Very Good	36.59%	
Good	26.83%	Remark
Fair	2.44%	Very Good
Poor	4.88%	



Suggestions-

1	All good
---	----------

Yogesh
 Prof. Yogesh S. Sharma
 Feedback Incharge

Rachmy
 Dr. Abhay R. Kasetwar
 Head of Department



Department of
Electronics & Telecommunication Engineering

"Emerge as a centre for quality education in Electronics & Telecommunication Engineering, so as to create competent professionals"



Academic Session 2020-21 (EVEN)
Student Satisfaction Survey Report

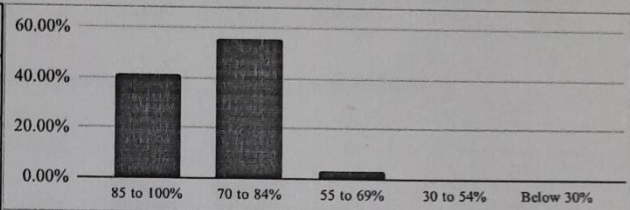
Date: 01/07/2021

Class: 3rd Year / 6th Semester (Section-B)
Class Incharge: Dr. Trupti Nagrare
No. of Participants involved in Feedback: 34

PART-A: Teaching Learning Process

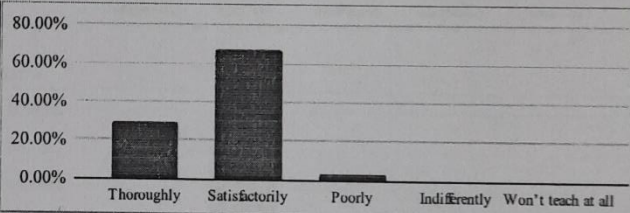
1. How much of the syllabus was covered in the class?

Response	% Response	% Satisfaction
85 to 100%	41.18%	84.56%
70 to 84%	55.88%	
55 to 69%	2.94%	Remark
30 to 54%	0.00%	Very Good
Below 30%	0.00%	



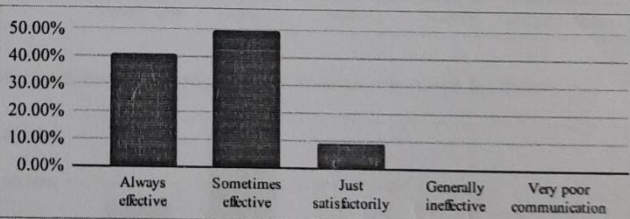
2. How well did the teachers prepare for the classes?

Response	% Response	% Satisfaction
Thoroughly	29.41%	81.62%
Satisfactorily	67.65%	
Poorly	2.94%	Remark
Indifferently	0.00%	Very Good
Won't teach at all	0.00%	



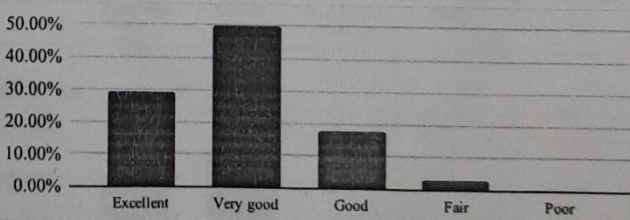
3. How well were the teachers able to communicate?

Response	% Response	% Satisfaction
Always effective	41.18%	83.09%
Sometimes effective	50.00%	
Just satisfactorily	8.82%	Remark
Generally ineffective	0.00%	Very Good
Very poor communication	0.00%	




4. The teacher's approach to teaching can best be described as

Response	% Response	% Satisfaction
Excellent	29.41%	76.47%
Very good	50.00%	
Good	17.65%	Remark
Fair	2.94%	Very Good
Poor	0.00%	




5. Fairness of the internal evaluation process by the teachers.

Response	% Response	% Satisfaction
Always fair	44.12%	83.82%
Usually fair	47.06%	
Sometimes unfair	8.82%	Remark
Very poor	0.00%	Very Good
Very poor	0.00%	




6. Was your performance in assignments discussed with you?

Response	% Response	% Satisfaction
Every time	38.24%	75.00%
Usually	35.29%	
Occasionally/ Sometimes	14.71%	Remark
Rarely	11.76%	Very Good
Never	0.00%	



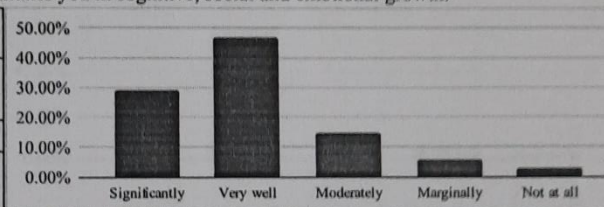
7. The institute takes active interest in promoting internship, field visit opportunities for students.

Response	% Response	% Satisfaction
Regularly	47.06%	72.06%
Often	20.59%	
Sometimes	11.76%	Remark
Rarely	14.71%	Very Good
Never	5.88%	



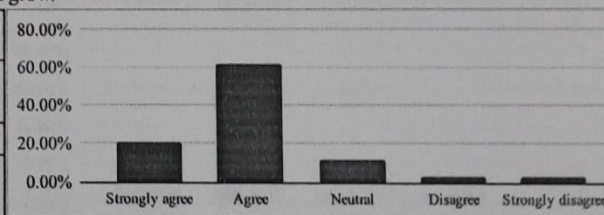
8. The teaching and mentoring process in your institution facilitates you in cognitive, social and emotional growth.

Response	% Response	% Satisfaction
Significantly	29.41%	73.53%
Very well	47.06%	
Moderately	14.71%	Remark
Marginally	5.88%	Very Good
Not at all	2.94%	



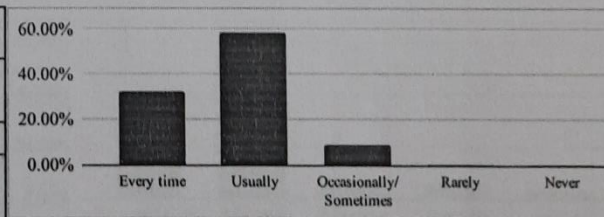
9. The institution provides multiple opportunities to learn and grow.

Response	% Response	% Satisfaction
Strongly agree	20.59%	73.53%
Agree	61.76%	
Neutral	11.76%	Remark
Disagree	2.94%	Very Good
Strongly disagree	2.94%	



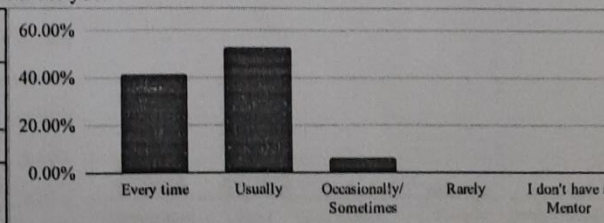
10. Teachers inform you about your expected competencies, course outcomes and programme outcomes and review the course syllabus in the class.

Response	% Response	% Satisfaction
Every time	32.35%	80.88%
Usually	58.82%	
Occasionally/ Sometimes	8.82%	Remark
Rarely	0.00%	Very Good
Never	0.00%	




11. Your mentor does a necessary follow-up with an assigned task to you.


Response	% Response	% Satisfaction
Every time	41.18%	83.82%
Usually	52.94%	
Occasionally/ Sometimes	5.88%	Remark
Rarely	0.00%	Very Good
I don't have a Mentor	0.00%	




12. The teachers illustrate the concepts through examples and applications.




13. The teachers identify your strengths and encourage you with providing right level of challenges.



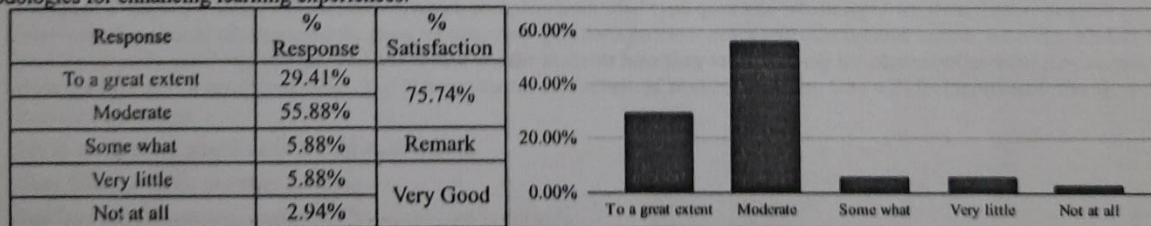
14. Teachers are able to identify your weaknesses and help you to overcome them.




15. The institution makes effort to engage students in the monitoring, review and continuous quality improvement of the teaching learning process.



16. The institute/ teachers use student centric methods, such as experiential learning, participative learning and problem solving methodologies for enhancing learning experiences.

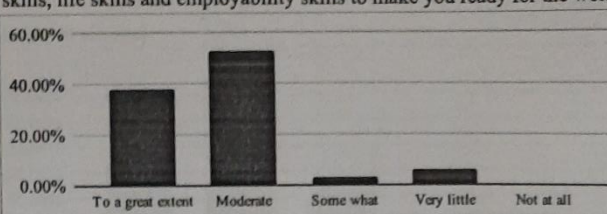


17. Teachers encourage you to participate in extracurricular activities.



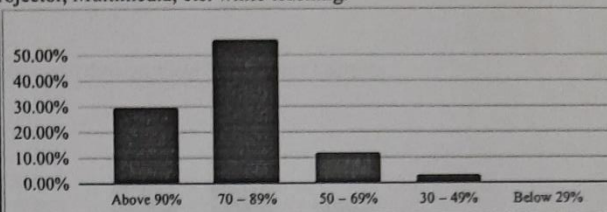
18. Efforts are made by the institute/ teachers to inculcate soft skills, life skills and employability skills to make you ready for the world

Response	% Response	% Satisfaction
To a great extent	38.24%	80.88%
Moderate	52.94%	
Some what	2.94%	Remark
Very little	5.88%	Very Good
Not at all	0.00%	



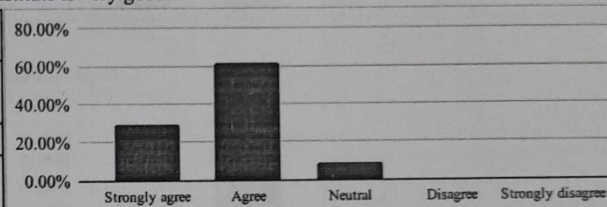
19. What percentage of teachers use ICT tools such as LCD projector, Multimedia, etc. while teaching.

Response	% Response	% Satisfaction
Above 90%	29.41%	77.94%
70 - 89%	55.88%	
50 - 69%	11.76%	Remark
30 - 49%	2.94%	Very Good
Below 29%	0.00%	



20. The overall quality of teaching-learning process in your institute is very good.

Response	% Response	% Satisfaction
Strongly agree	29.41%	80.15%
Agree	61.76%	
Neutral	8.82%	Remark
Disagree	0.00%	Very Good
Strongly disagree	0.00%	



21. Give three observation / suggestions to improve the overall teaching – learning experience in your institution.

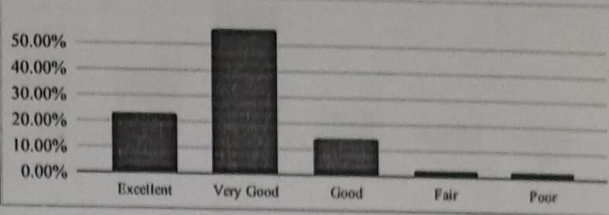
(Observation/Suggestion may also be a review of any course content of the syllabus/ Content you would have wished to learn).

1. Any Subject lecturer must not be changed in midway through the course.
2. Whenever possible, practicals should be taken offline.
2. Whenever possible practical should be taken offline
3. Wished to learn more languages...
4. We should emphasize on practical learning
5. Make course expectations clear and based on learning outcomes.
6. More efficiency. More practical based learning. Less Theory.
7. I think they have to look towards students weakness and there mental state and look around them and help them otherwise academic wise it's really great
8. In online lectures sometimes we are not able to understand what they are teaching us. Some teachers just show the ppt, read the ppt and that's it. Teachers should tell us which company asks what type ques and which topic we should more prepare for interview they should take an separate class for interview questions on electronics and telecommunication. Also they should provide us some good internships. Teacher should ask the students how they are preparing for placement or what they should do to get placed in a good companies. It will boost up the confidence of students and also they will feel motivated. Thank you.
9. Provide internships.
10. Try to reach every student and ask for their doubts.
11. They focus on more practical learning
12. Teachers should speak in english with students not in marathi

PART-B: Institutional Facilities and Support

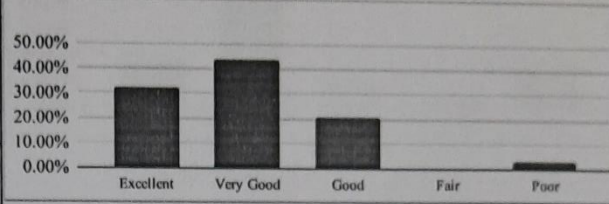
1 Adequacy of Laboratory facilities (Space/Ventilation/number of set-ups)

Response	% Response	% Satisfaction
Excellent	23.53%	73.53%
Very Good	55.88%	
Good	14.71%	Remark
Fair	2.94%	
Poor	2.94%	Very Good



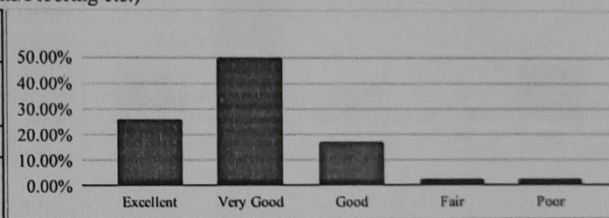
2 Mechanism and approach to provide exposure to external world through Field Visit, Guest Lectures

Response	% Response	% Satisfaction
Excellent	32.35%	75.74%
Very Good	44.12%	
Good	20.59%	Remark
Fair	0.00%	
Poor	2.94%	Very Good



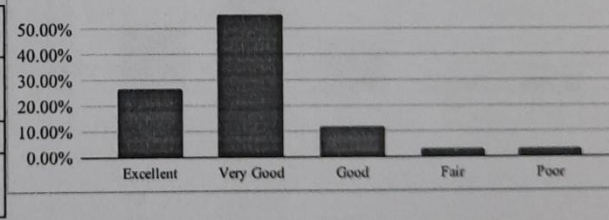
3 Infrastructure (Furniture/Black Board/Illumination/Fans/Flooring etc.)

Response	% Response	% Satisfaction
Excellent	26.47%	73.53%
Very Good	50.00%	
Good	17.65%	Remark
Fair	2.94%	
Poor	2.94%	Very Good



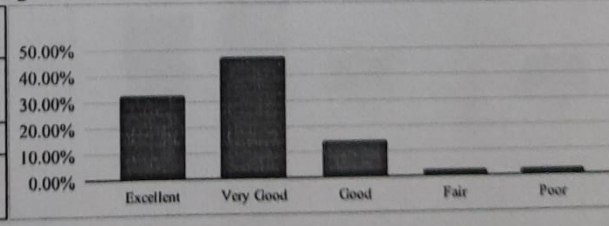
4 Overall approach and commitment of the Department towards providing quality Technical and Professional Education.

Response	% Response	% Satisfaction
Excellent	26.47%	75.00%
Very Good	55.88%	
Good	11.76%	Remark
Fair	2.94%	
Poor	2.94%	Very Good




5 Mechanism and approach to deal with students/parents grievances

Response	% Response	% Satisfaction
Excellent	32.35%	75.74%
Very Good	47.06%	
Good	14.71%	Remark
Fair	2.94%	
Poor	2.94%	Very Good



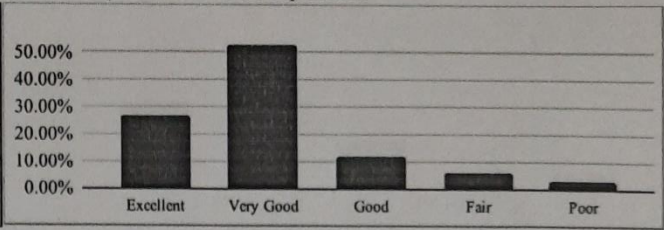
6 Students Guidance and mentoring facilities

Response	% Response	% Satisfaction
Excellent	29.41%	75.74%
Very Good	55.88%	
Good	5.88%	Remark
Fair	5.88%	
Poor	2.94%	Very Good



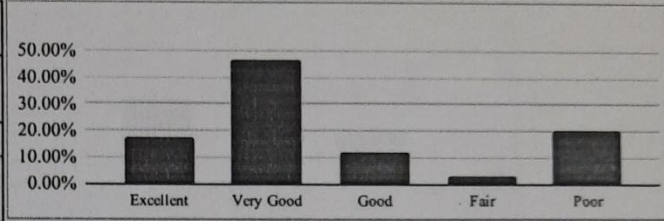
7 Availability of modern instruments and arrangements/facilities to provide hands on experience

Response	% Response	% Satisfaction
Excellent	26.47%	73.53%
Very Good	52.94%	
Good	11.76%	Remark
Fair	5.88%	Very Good
Poor	2.94%	



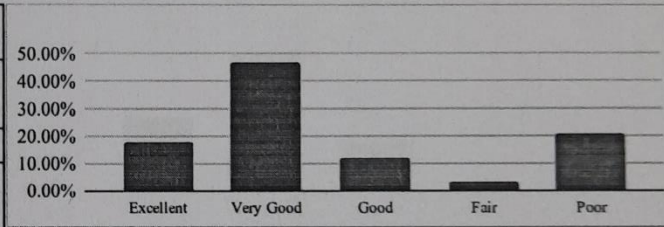
8 Library Facility

Response	% Response	% Satisfaction
Excellent	38.24%	76.47%
Very Good	38.24%	
Good	17.65%	Remark
Fair	2.94%	Very Good
Poor	2.94%	



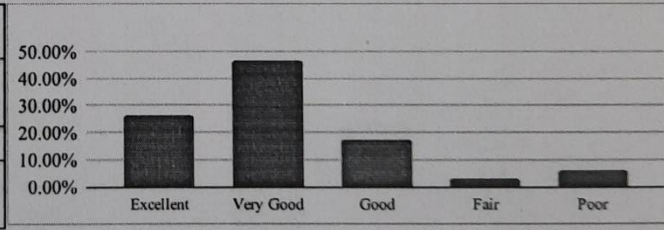
9 Sports Facility

Response	% Response	% Satisfaction
Excellent	17.65%	59.56%
Very Good	47.06%	
Good	11.76%	Remark
Fair	2.94%	Good
Poor	20.59%	



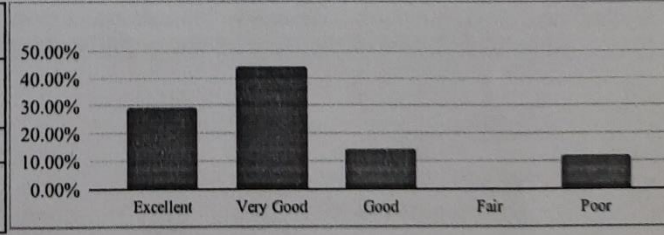
10 Canteen Facility

Response	% Response	% Satisfaction
Excellent	26.47%	71.32%
Very Good	47.06%	
Good	17.65%	Remark
Fair	2.94%	Very Good
Poor	5.88%	



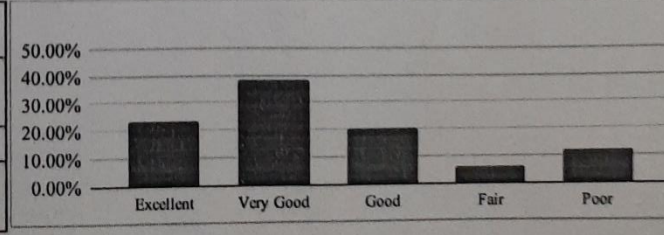
11 Transport Facility

Response	% Response	% Satisfaction
Excellent	29.41%	69.85%
Very Good	44.12%	
Good	14.71%	Remark
Fair	0.00%	Good
Poor	11.76%	



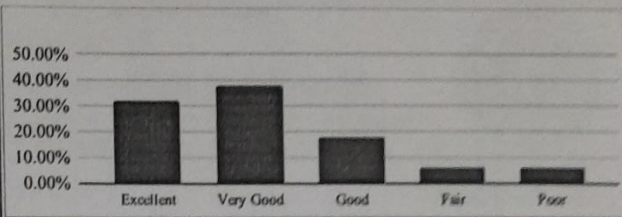
12 Internet Facility

Response	% Response	% Satisfaction
Excellent	23.53%	63.97%
Very Good	38.24%	
Good	20.59%	Remark
Fair	5.88%	Good
Poor	11.76%	



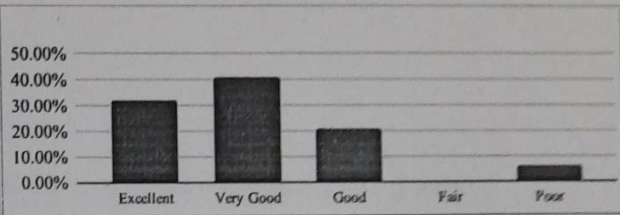
13 Sanitation Facility

Response	% Response	% Satisfaction
Excellent	32.35%	71.32%
Very Good	38.24%	
Good	17.65%	Remark
Fair	5.88%	
Poor	5.88%	
		Very Good



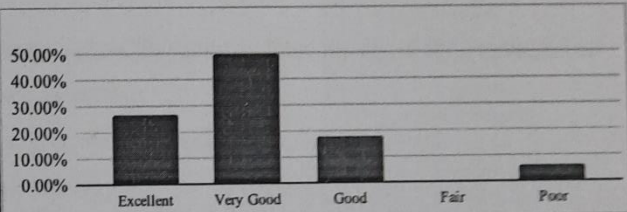
14 First Aid Facility

Response	% Response	% Satisfaction
Excellent	32.35%	73.53%
Very Good	41.18%	
Good	20.59%	Remark
Fair	0.00%	
Poor	5.88%	
		Very Good



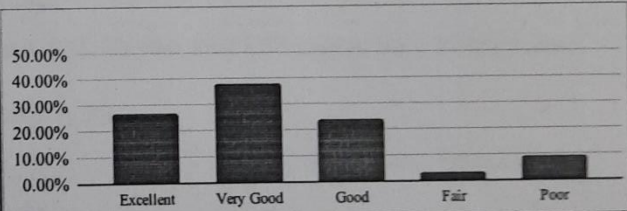
15 Security Facility

Response	% Response	% Satisfaction
Excellent	26.47%	72.79%
Very Good	50.00%	
Good	17.65%	Remark
Fair	0.00%	
Poor	5.88%	
		Very Good



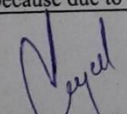
16 Drinking Water


Response	% Response	% Satisfaction
Excellent	26.47%	67.65%
Very Good	38.24%	
Good	23.53%	Remark
Fair	2.94%	
Poor	8.82%	
		Good



Suggestions-

1 None but I think they should give attention towards students mental state and weaknesses and talk to them or counseled them it's required because due to covid every student is distracted and they are mentally not focused what should they do


 Prof. Yogesh S. Sharma
 Feedback Incharge


 Dr. Abhay R. Kasetwar
 Head of Department



Department of
Electronics & Telecommunication Engineering

"Emerge as a center for quality education in Electronics & Telecommunication Engineering, so as to create competent professionals"



Ref. No.: SBJITMR/ETC DEPT./2020-21/EVEN/EXT/77

Date: 04/08/2021

To,
The Principal,
SBJITMR, Nagpur

Subject: Findings from various feedbacks conducted in Academic Session 2020-21 (EVEN)

Respected Sir,

Department of Electronics and Telecommunication Engineering have successfully conducted all the feedbacks as per academic policy. Findings are as below.

1. Use better graphics and visual media to engage students well.
2. IEEE membership for good research paper access
3. Parking sheds for Staff.
4. Two Saturdays in a month must be given off.

Findings from various feedbacks conducted are put forth for your kind information and suitable actions.

Thanking you,

Yours Sincerely,

Dr. Abhay R. Kasetwar

Head of Department



**Department of
Electronics & Telecommunication Engineering**

*"Emerge as a center for quality education in Electronics & Telecommunication Engineering, so as to
create competent professionals"*



Academic Session 2020-21 (EVEN)

Report on Action Taken/Plan (Student Satisfaction Survey)

Date: 03/07/2021

Following issues have been identified from Student Satisfaction Survey and following actions have been taken respectively.

Sr. No.	Identified Issues	Action Taken/Plan
1	Awareness of various competitive examination and assistance for preparation.	Head of Department will discuss this issue with concerned faculty incharge and will ask to take necessary steps.
2	Programming language COurses	
3	Proper setup for online teaching	Report has been submitted to Principal. Issues will be discussed with Principal for required actions.
4	Focus on Practical knowledge and academically weak students	Head of Department will discuss this issue with concerned faculty incharge and will ask to take necessary steps.
5	Student Interaction and counselling	Head of Department will discuss the issue with faculties and will ask the faculties to encourage interaction, use innovative techniques for better understanding of subject content and if possible recorded lectures could be made available to students.
6	Improvise online teaching learning	
7	Project and application based learning	
8	Recorded Lectures	
9	Laboratory Infrastructure and Practical Sessions	Head of Department will discuss this issue with concerned faculty incharge and will ask to take necessary steps.

Dr. Abhay R. Kasetwar

Head of Department



**Department of
Electronics & Telecommunication Engineering**

*"Emerge as a center for quality education in Electronics & Telecommunication Engineering, so as to
create competent professionals"*



Ref. No.: SBJITMR/ETC DEPT./2020-21/EVEN/EXT/78

Date: 04/08/2021

To,

The IQAC Incharge,

SBJITMR, Nagpur

Subject: Report on Course End Survey, Student Satisfaction Survey, Teachers Feedback, Program End Survey and Action taken on Student Satisfaction Survey and Teachers Feedback for Academic Session 2020-21 (EVEN)

Respected Sir,

Department of Electronics and Telecommunication Engineering have successfully conducted Course End Survey, Student Satisfaction Survey, Program End Survey and Teachers Feedback. Report of action taken on same is put forth for your kind information.

Thanking you,

Yours Sincerely,

Dr. Abhay R. Kasetwar

Head of Department

CC To:

The Principal Office

Dean Academics

Enclosure:

1. Report on Student Satisfaction Survey and action taken/planned on same.
2. Course End Survey Reports
3. Report on Teachers Feedback findings and action taken/planned on same.
4. Program End Survey