



Session 2020-21(ODD)
Feedback 1 Analysis Report

Sr. No.	Semester	Subject Name	Theory / Practical	Total number of students participated in FB	Subject Teacher	Feedback Percentage	Rating
1	V th Sem	System Programming	Theory	42	Ms. M. Kawalkar	76%	Very Good
2		Software Engineering			Mr. J. Zade	85%	Excellent
3		Java Programming			Mr. R. Samdekar	84%	Very Good
4		Computer Graphics			Ms. S. Arvikar	78%	Very Good
5		Industrial Economics & Enterprenurship Development			Ms. P. Khobragade	71%	Very Good
6		Design & Analysis of Algorithm			Ms. K. Khante	71%	Very Good
7		Computer Graphics	Practical		Ms. S. Arvikar	77%	Very Good
8		Java Programming			Mr. R. Samdekar	79%	Very Good
9		Software Engineering			Mr. J. Zade	81%	Very Good
10	VII th Sem	Datawarehousing & Mining	Theory	42	Ms. P. Chutel	81%	Very Good
11		Artificial Intelligence			Ms. M. Barapatre	81%	Very Good
12		Computer System Security			Ms. S. Arvikar	79%	Very Good
13		Mobile Computing			Ms. P. Chaudhary	84%	Very Good
14		Software Testing & Quality Assurance			Mr. J. Zade	87%	Excellent
15		Datawarehousing & Mining	Practical		Prof. P. Chutel	81%	Very Good
16		Computer System Security			Ms. M. Kawalkar	77%	Very Good

Feedback Incharge

Head of Department




Session 2020-21(EVEN)

Feedback 1 Analysis Report

Sr. No.	Semester	Subject Name	Theory / Practical	Subject Teacher	Feedback Percentage	Rating
1	IVth Sem	Discrete Mathematics & Graph Theory (DMGT)	Theory	Dr. Rupali Kelkar	100.00%	Excellent
2		Computer Architecture & Organisation (CAO)		Prof. Snehal Dongare	100.00%	Excellent
3		Algorithm & Data Structure(ADS)		Prof. Tarang Bahurupi	80.00%	Very Good
4		Theory of Computation(TOC)		Prof. Animesh Tayal	100.00%	Excellent
5		Object Oriented Methodology(OOM)	Prof. Nisarg Gandhewar	100.00%	Excellent	
6		Algorithm & Data Structure(ADS)	Practical	Prof. Tarang Bahurupi	80.00%	Very Good
7		Object Oriented Methodology(OOM)		Prof. Nisarg Gandhewar	85.00%	Excellent
8		Computer Lab II(CL II)		Prof. Tarang Bahurupi	98.00%	Excellent
9	VI th Sem	Database Management System(DBMS)	Theory	Prof. Tarang Bahurupi	81.14%	Very Good
10		Operating System(OS)		Prof. Jitesh Zade	86.71%	Excellent
11		Computer Network (CN)		Prof. Dhiraj Gupta	80.58%	Very Good
12		Internet Programming (IP)		Prof. Mayuri Kawalkar	83.11%	Very Good
13		Functional English (FE)		Prof. Prajakta Pendam	81.29%	Very Good
14		Database Management System(DBMS)	Practical	Prof. Nisarg Gandhewar	80.06%	Very Good
15		Internet Programming (IP)		Prof. Mayuri Kawalkar	82.18%	Very Good
16	VIII th Sem	Distributed System (DS)	Theory	Dr. Prabha Nair	78.22%	Very Good
17		Gaming Architecture & Programming (GAP)		Prof. Mukesh Barapatre	84.00%	Very Good
18		Embedded System (Elective III)		Prof. Rashmi Dagade	76.63%	Very Good
		Machine Learning (Elective III)		Prof. Priya Khobragade	80.00%	Very Good
19		Cloud Computing(Elective IV)		Prof. Ketki Khante	75.00%	Very Good

20	Cyber Security (Elective IV)		Prof. Sheetal Arvikar	65.71%	Good
21	Distributed System (DS)	Practical	Prof. Pranita Chaudhary	80.40%	Very Good
22	Gaming Architecture & Programming (GAP)		Prof. Mukesh Barapatre	85.20%	Excellent



Feedback Incharge



Head of Department



Session 2020-21(ODD)
Feedback 2 Analysis Report

Sr. No.	Sem	Subject Name	Theory / Practical	Total number of students participated in FB	Subject Teacher	Feedback Percentage	Rating
1	V th Sem	System Programming	Theory	29	Ms. M. Kawalkar	78%	Very Good
2		Software Engineering			Mr. J. Zade	83%	Very Good
3		Java Programming			Mr. R. Samdekar	80%	Very Good
4		Computer Graphics			Ms. S. Arvikar	78%	Very Good
5		Industrial Economics & Enterprenurship Development			Ms. P. Khobragade	77%	Very Good
6		Design & Analysis of Algorithm			Ms. K. Khante	89%	Excellent
7		Computer Graphics	Practical		Ms. S. Arvikar	74%	Very Good
8		Java Programming			Mr. R. Samdekar	79%	Very Good
9		Software Engineering			Mr. J. Zade	83%	Very Good
10	VII th Sem	Datawarehousing & Mining	Theory	33	Ms. P. Chutel	83%	Very Good
11		Artificial Intelligence			Ms. M. Barapatre	82%	Very Good
12		Computer System Security			Ms. S. Arvikar	77%	Very Good
13		Mobile Computing			Ms. P. Chaudhary	85%	Excellent
14		Software Testing & Quality Assurance			Mr. J. Zade	87%	Excellent
15		Datawarehousing & Mining			Practical	Prof. P. Chutel	81%
16		Computer System Security	Ms. M. Kawalkar			80%	Very Good

Feedback Incharge

Head of Department




Session 2020-21(EVEN)

Feedback 2 Analysis Report

Sr. No.	Semester	Subject Name	Theory / Practical	Subject Teacher	Feedback Percentage	Rating
1	IVth Sem	Discrete Mathematics & Graph Theory (DMGT)	Theory	Dr. Rupali Kelkar	100.00%	Excellent
2		Computer Architecture & Organisation (CAO)		Prof. Snehal Dongare	100.00%	Excellent
3		Algorithm & Data Structure(ADS)		Prof. Tarang Bahurupi	100.00%	Excellent
4		Theory of Computation(TOC)		Prof. Animesh Tayal	100.00%	Excellent
5		Object Oriented Methodology(OOM)	Prof. Nisarg Gandhewar	100.00%	Excellent	
6		Algorithm & Data Structure(ADS)	Practical	Prof. Tarang Bahurupi	100.00%	Excellent
7		Object Oriented Methodology(OOM)		Prof. Nisarg Gandhewar	100.00%	Excellent
8		Computer Lab II(CL II)		Prof. Tarang Bahurupi	100.00%	Excellent
9	VI th Sem	Database Management System(DBMS)	Theory	Prof. Tarang Bahurupi	80.20%	Very Good
10		Operating System(OS)		Prof. Jitesh Zade	88.51%	Excellent
11		Computer Network (CN)		Prof. Nikesh Aote	81.61%	Very Good
12		Internet Programming (IP)		Prof. Mayuri Kawalkar	81.77%	Very Good
13		Functional English (FE)		Prof. Prajakta Pendam	83.22%	Very Good
14		Database Management System(DBMS)	Practical	Prof. Tarang Bahurupi	80.12%	Very Good
15		Internet Programming (IP)		Prof. Mayuri Kawalkar	83.06%	Very Good
16	VIII th Sem	Distributed System (DS)	Theory	Dr. Prabha Nair	81.33%	Very Good
17		Gaming Architecture & Programming (GAP)		Prof. Mukesh Barapatre	85.78%	Excellent
18		Embedded System (Elective III)		Prof. Rashmi Dagade	78.10%	Very Good
		Machine Learning (Elective III)		Prof. Priya Khobragade	83.00%	Very Good
19		Cloud Computing(Elective IV)		Prof. Ketki Khante	76.68%	Very Good

20	Cyber Security (Elective IV)		Prof. Sheetal Arvikar	88.00%	Excellent
21	Distributed System (DS)	Practical	Prof. Pranita Chaudhary	82.85%	Very Good
22	Gaming Architecture & Programming (GAP)		Prof. Mukesh Barapatre	86.85%	Excellent



Feedback Incharge



Head of Department




**S. B. JAIN INSTITUTE OF TECHNOLOGY, MANAGEMENT
& RESEARCH, NAGPUR.**

(An Autonomous Institute, Affiliated to RTMNU, Nagpur)

DEPARTMENT OF INFORMATION TECHNOLOGY

To become a center for quality education in the field of Computer Science & Engineering and to create competent professionals.



Session: 2020-21(EVEN)

Six Semester Theory Feedback 1

Total no. of Students : 69

Number of students participated in Feedback : 65

Percentage of students participated in Feedback : 94.20%

Subject Name : Database Management Systems (DBMS)

Faculty Name : Prof. Tarang Bahurupi

Sr. No.	Questions	Question wise % Rating	Overall Rating
1	Class control & Discipline	81.85%	Very Good
2	Punctuality and regularity in conducting classes	83.08%	Very Good
3	Confidence in teaching	81.85%	Very Good
4	Voice Clarity, Communication & Presentation skill	81.54%	Very Good
5	Encouragement to interaction	79.69%	Very Good
6	Simplified explanation of subject matter	80.62%	Very Good
7	Promptness in assesment of Assignments, test etc.	81.54%	Very Good
8	Adequate coverage of syllabus	80.62%	Very Good
9	Use of Multimedia, Animations, Graphics, Audio-Visual Contents etc. in teaching	79.69%	Very Good
10	Teacher's accessibility to students for solving queries and problems	80.92%	Very Good
Average Feedback		81.14%	Very Good

Feedback Co-ordinator

Head of Department




**S. B. JAIN INSTITUTE OF TECHNOLOGY, MANAGEMENT
& RESEARCH, NAGPUR.**

(An Autonomous Institute, Affiliated to RTMNU, Nagpur)

DEPARTMENT OF INFORMATION TECHNOLOGY

To become a center for quality education in the field of Computer Science & Engineering and to create competent professionals.



Session: 2020-21(EVEN)

Six Semester Practical Feedback 1

Total no. of Students : 69

Number of students participated in Feedback : 65

Percentage of students participated in Feedback : 94.20%

Subject Name : Database Management Systems (DBMS)

Faculty Name : Prof. Tarang Bahurupi

Sr. No.	Questions	Question wise % Rating	Overall Rating
1	Explanation of Experiment/Practical	79.08%	Very Good
2	Functionality of software / Simulation tools for performance of practicals	79.08%	Very Good
3	Adequacy and clarity in illustration	79.38%	Very Good
4	Understanding about output for various test	80.31%	Very Good
5	Explaining the difficulties raised by the students	79.08%	Very Good
6	Control & Discipline in Lab	80.31%	Very Good
7	Punctuality and regularity in conducting practicals	82.77%	Very Good
8	Promptness in practical evaluation	81.54%	Very Good
9	Use of modern tools, Open source tools, hardware & simulation software etc	80.31%	Very Good
10	Motivation for creating new applications	78.77%	Very Good
Average Feedback		80.06%	Very Good

Feedback Co-ordinator

Head of Department




Session:2020-2021(ODD)

Course End Survey Summary

Sr. No	Semester	Theory/ Practical	Name of Faculty	Subject	Course End Survey	% Course Satisfaction	Remark
1	Vth Sem	Theory	Ms. Mayuri Kawalkar	System Programming	90.25%	80.00%	Excellent
2			Mr. Jitesh Zade	Software Engineering	96.25%	100.00%	Excellent
3			Ms. Ketki Khante	Design & Analysis of Algorithm	84.64%	90.00%	Excellent
4			Mr. Ramanand Samdekar	Java Programming	95.75%	100.00%	Excellent
5			Mrs. Priya Khobragade	Industrial Economics & Enterprenurship Development	92.75%	95.00%	Excellent
6			Ms. Sheetal Arvikar	Computer Graphics	93.25%	97.50%	Excellent
7		Practical	Ms. Sheetal Arvikar	Computer Graphics Lab	91.34%	90.91%	Excellent
8			Mr. Ramanand Samdekar	Java Programming Lab	96.97%	100.00%	Excellent
9			Mr. Jitesh Zade	Software Engineering Lab	100.00%	100.00%	Excellent
10	VIIth Sem	Theory	Ms. Pushpa Chutel	Datawarehousing & Mining	100.00%	100.00%	Excellent
11			Ms. Pranita Chaudhary	Mobile Computing	100.00%	100.00%	Excellent
12			Mr. Mukesh Barapatre	Artificial Intelligence	100.00%	100.00%	Excellent
13			Ms. Sheetal Arvikar	Computer System Security	99.29%	100.00%	Excellent
14			Mr. Jitesh Zade	Software Testing & Quality Assurance	100.00%	100.00%	Excellent
15		Practical	Ms. Pushpa Chutel	Datawarehousing & Mining (Lab)	92.21%	90.91%	Excellent
16			Ms. Mayuri Kawalkar	Computer System Security(lab)	90.91%	90.91%	Excellent

17		Mr. Dhiraj Gupta	Project & Seminar	96.59%	100.00%	Excellent
----	--	---------------------	-------------------	--------	---------	-----------




Feedback Incharge



Head of Department



**S. B. JAIN INSTITUTE OF TECHNOLOGY, MANAGEMENT
& RESEARCH, NAGPUR.**
(An Autonomous Institute, Affiliated to RTMNU, Nagpur)



DEPARTMENT OF INFORMATION TECHNOLOGY

To become a center for quality education in the field of Computer Science & Engineering and to create competent professionals.

Session:2020-2021(EVEN)

Course End Survey Summary

Sr.No	Semester	Theory/Practical	Name of Faculty	Subject	Course End Survey	% Course Satisfaction
1	VIIIth Sem	Theory	Dr.Prabha Nair	Distributed System	99.71%	96.77%
2			Mr.Mukesh Barapatre	Gaming Architecture and Programming	98.49%	100.00%
3			Ms.Sheetal Arvikar	Cyber Security	98.41%	100.00%
4			Mrs.Priya Khobragade	Machine Learning	100.00%	100.00%
5			Ms.Rashmi Dagde	Embedded System	98.75%	100.00%
6			Ms. Ketki Khante	Cloud Computing	100.00%	100.00%
7		Practical	Dr.Prabha Nair	Distributed System	98.71%	100.00%
8			Mr.Mukesh Barapatre	Gaming Architecture and Programming	98.06%	100.00%
9			Mr.Dhiraj Gupta	Mega Project	97.46%	100.00%
10	VIth Sem	Theory	Mr.Nikesh Aote	Computer Network	96.15%	98.08%
11			Mr.Jitesh Zade	Operating System	97.43%	100.00%
12			Mr.Tarang Baharupi	Database Management Sysytem	95.94%	96.15%
13			Ms.Mayuri Kawalkar	Internet Programming	94.72%	76.92%
14			Ms.Prajakta Pendam	Functional English	99.27%	98.08%
15		Practical	Mr.Tarang Baharupi	Database Management Sysytem	96.47%	98.08%
16	Ms.Mayuri Kawalkar		Internet Programming	96.08%	98.08%	
17	IVth Sem	Theory	Dr. R. Kelkar	Discrete Mathematics and Graph Theory	100.00%	100.00%
18			Mr. Tarang Baharupi	Algorithm & Data Structure	100.00%	100.00%
19			Mr..Animesh Tayal	Theory of Computation	100.00%	100.00%
20			Mr. Snehal Dongre	Computer Architecture and Organization	100.00%	100.00%
21			Mr. Nisarg Gandhewar	Object Oriented Methodology	100.00%	100.00%
22		Practical	Mr. Tarang Baharupi	Algorithm & Data Structure	100.00%	100.00%
23			Mr.Nisarg Gandhewar	Object Oriented Methodology	100.00%	100.00%
24			Mr.Mukesh Barapatre	Computer Workshop 2	100.00%	100.00%

Feedback Incharge

Head of Department



Session:2020-21(ODD)

Co Curricular Activities Feedback

Sr. No.	Semester	Name of Faculty	Subject	% Feedback	Remark
1	V	Prof. Nikesh Aote	Hands-on Skill Development Workshop on Data Structure	97.81%	Excellent
2	V, VII	Mr. Rofit Ghosh	"Live Online - Information + Awareness" session on Data Analytics (Data Science)	96.75%	Excellent
3	V, VII	Mr. Rofit Ghosh Mr. Pranbir Sarkar	"Live Online - Information + Awareness" session on Full stack Development	99.05%	Excellent

Feedback Co-ordinator

Head of Department




**S. B. JAIN INSTITUTE OF TECHNOLOGY, MANAGEMENT
& RESEARCH, NAGPUR.**

(An Autonomous Institute, Affiliated to RTMNU, Nagpur)

DEPARTMENT OF INFORMATION TECHNOLOGY

To become a center for quality education in the field of Computer Science & Engineering and to create competent professionals.



Session:2020-2021(EVEN)

Co-Curricular Activities Feedback Analysis

Sr. No	Name of Activity	Date of Activity	Semester	Expert Faculty	% Feedback
1	Webinar on "Trends and Opportunity in Cloud Technology and Information Security"	18th Feb, 2021	3rd and 4th Year IT	Mr. Anil Tatode, Eminent Speaker, DRCT, RTMNU	97.78
3	Workshop on "Programming in JAVA"	22-Feb, 2021 To 06-March, 2021	3rd Year IT	1. Mr. Anup Warhade CTO, Smart Digital Webnmobile, Nagpur 2. Mr. Ramanand Samdhekar 3. Mr. Mukesh Barapatre 4. Ms. Mayuri Kawalkar 5. Ms. Ketki Khante	94.56
4	Workshop on "Salesforce"	22-Feb, 2021 To 06-March, 2021	3rd Year IT	1. Mr. Gandhar Patwardhan Trainer& CEO, S2P Edutech 2. Mr. Jitesh Zade 3. Mr. Dhirajkumar Gupta	94.86
5	Webinar on "Opportunities in Entrepreneurship- Self Employment- Govt Schemes and Subsidies"	26th Feb, 2021	2nd Year, 3rd Year and 4th Year IT	MCED, Hingna Centre, Nagpur	94.2

7	Skill Development Workshop on "SQL"	26th April to 28th April, 2021	3rd Year IT	1. Mr. Nisarg Gandhewar 2. Mr. Tarang Bahurupi	96.57
9	A webinar on "Filtering based Recommender System using Python" in collaboration with IEEE CS Chapter	26th May 2021	6th Sem IT	Mr. Chetan Gode and Mr. Sandip Desai, Yashwantrao Chavan College of Engineering, Nagpur.	97.35



Feedback Incharge



Head of Department



Session:2020-21(ODD)

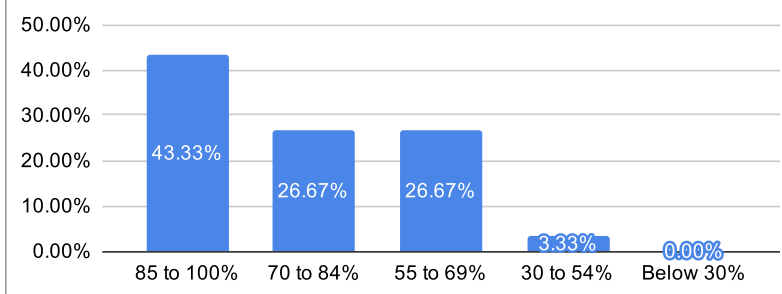
Student Satisfaction Survey Part A (Teaching Learning) Feedback Analysis

Semester: 5th Semester

Number of Students participated: 30

1. How much of the syllabus was covered in the class?

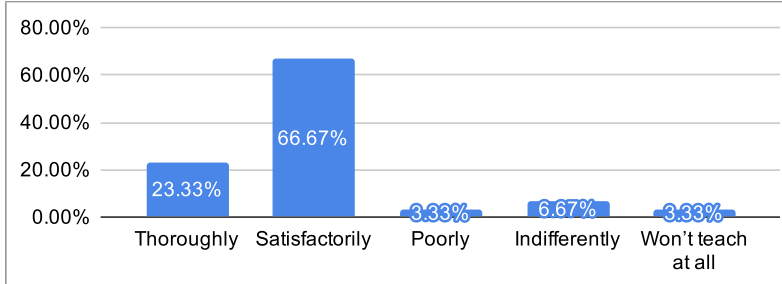
% of Syllabus	% of Students
85 to 100%	43.33%
70 to 84%	26.67%
55 to 69%	26.67%
30 to 54%	3.33%
Below 30%	0.00%



% Satisfaction
70.00%
Remark
Very Good

2. How well did the teachers prepare for the classes?

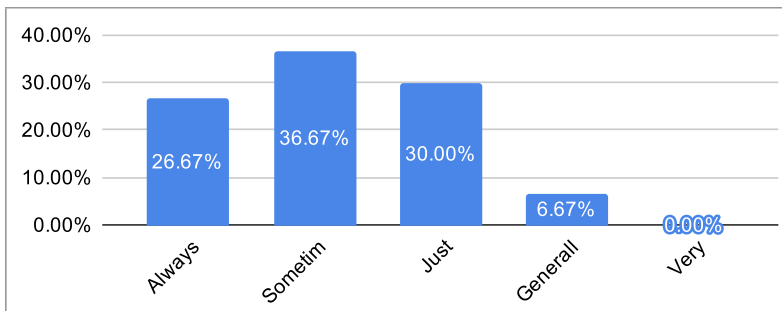
Ratings	% of Students
Thoroughly	23.33%
Satisfactorily	66.67%
Poorly	3.33%
Indifferently	6.67%
Won't teach at all	3.33%



% Satisfaction
90.00%
Remark
Excellent

3. How well were the teachers able to communicate?

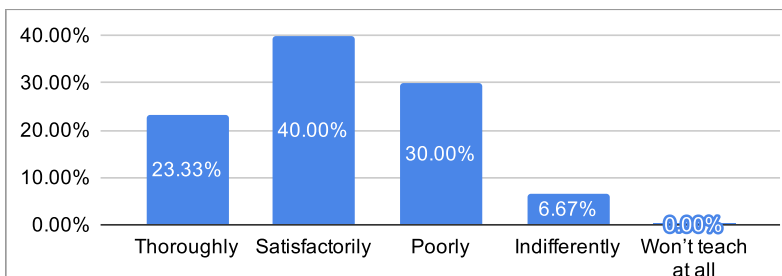
Ratings	% of Students
Always effective	26.67%
Sometimes effective	36.67%
Just satisfactorily	30.00%
Generally ineffective	6.67%
Very poor communication	0.00%



% Satisfaction
63.33%
Remark
Good

4. The teacher's approach to teaching can best be described as

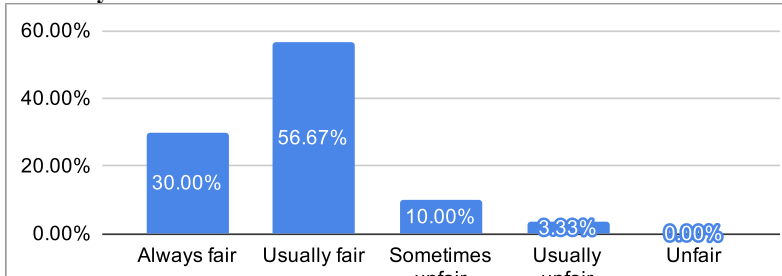
Ratings	% of Students
Thoroughly	23.33%
Satisfactorily	40.00%
Poorly	30.00%
Indifferently	6.67%
Won't teach at all	0.00%



% Satisfaction
63.33%
Remark
Good

5. Fairness of the internal evaluation process by the teachers.

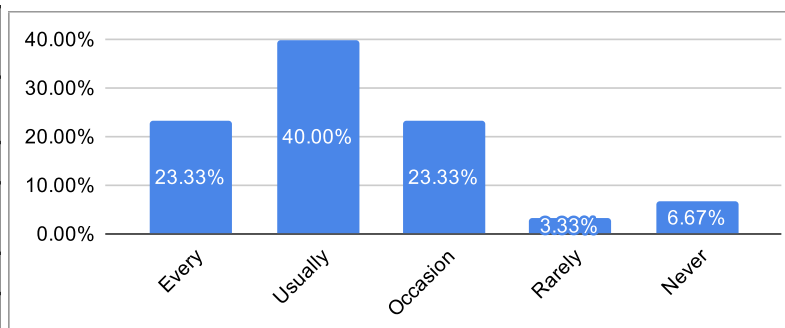
Ratings	% of Students
Always fair	30.00%
Usually fair	56.67%
Sometimes unfair	10.00%
Usually unfair	3.33%
Unfair	0.00%



% Satisfaction
86.67%
Remark
Excellent

6. Was your performance in assignments discussed with you?

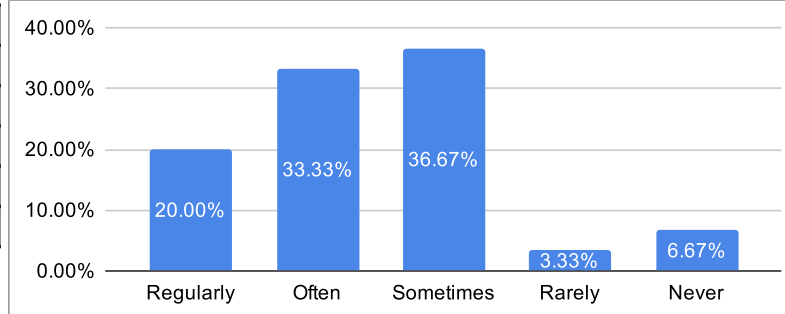
Ratings	% of Students
Every time	23.33%
Usually	40.00%
Occasionally/Sometimes	23.33%
Rarely	3.33%
Never	6.67%



% Satisfaction
63.33%
Remark
Good

7. The institute takes active interest in promoting internship opportunities for students.

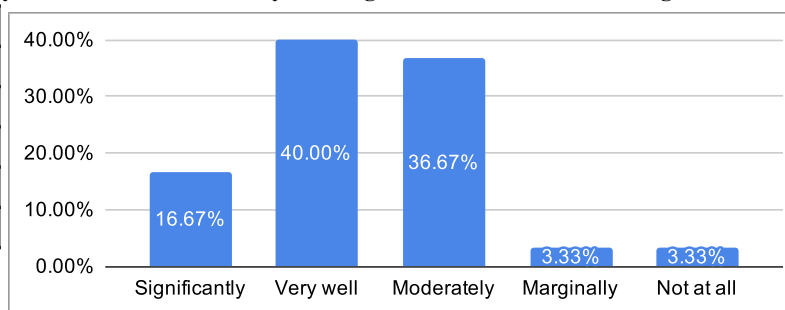
Ratings	% of Students
Regularly	20.00%
Often	33.33%
Sometimes	36.67%
Rarely	3.33%
Never	6.67%



% Satisfaction
53.33%
Remark
Fair

8 The teaching and mentoring process in your institution facilitates you in cognitive, social and emotional growth.

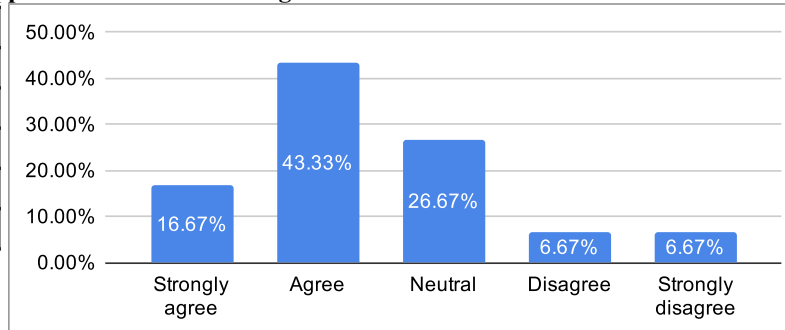
Ratings	% of Students
Significantly	16.67%
Very well	40.00%
Moderately	36.67%
Marginally	3.33%
Not at all	3.33%



% Satisfaction
56.67%
Remark
Good

9. The institution provides multiple opportunities to learn and grow.

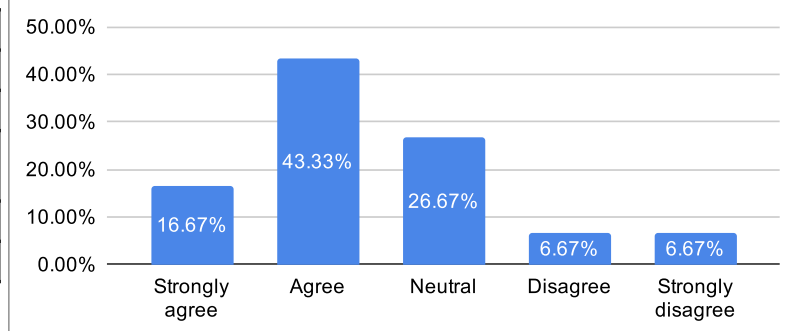
Ratings	% of Students
Strongly agree	16.67%
Agree	43.33%
Neutral	26.67%
Disagree	6.67%
Strongly disagree	6.67%



% Satisfaction
60.00%
Remark
Good

10. Teachers inform you about your expected competencies, course outcomes and programme outcomes and review the course syllabus in the class.

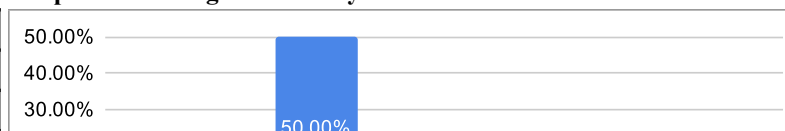
Ratings	% of Students
Every time	26.67%
Usually	40.00%
Occasionally/Sometimes	23.33%
Rarely	3.33%
Never	6.67%



% Satisfaction
66.67%
Remark
Good

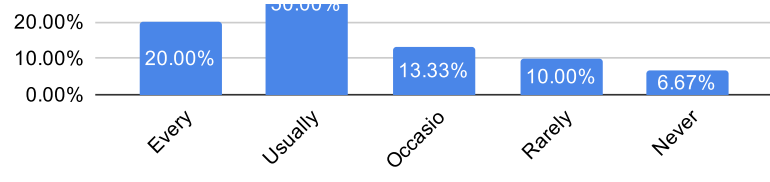
11. Your mentor does a necessary follow-up with an assigned task to you.

Ratings	% of Students
Every time	20.00%
Usually	50.00%



% Satisfaction
70.00%

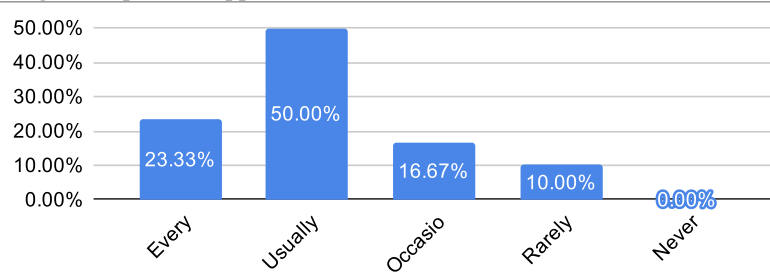
Occasionally/Sometimes	13.33%
Rarely	10.00%
Never	6.67%



Remark
Very Good

12. The teachers illustrate the concepts through examples and applications.

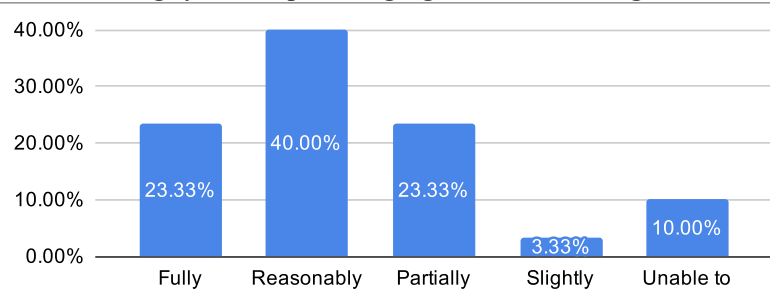
Ratings	% of Students
Every time	23.33%
Usually	50.00%
Occasionally/Sometimes	16.67%
Rarely	10.00%
Never	0.00%



% Satisfaction
73.33%
Remark
Very Good

13. The teachers identify your strengths and encourage you with providing right level of challenges.

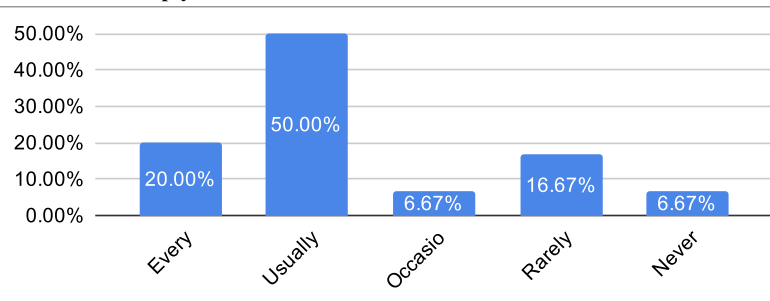
Ratings	% of Students
Fully	23.33%
Reasonably	40.00%
Partially	23.33%
Slightly	3.33%
Unable to	10.00%



% Satisfaction
63.33%
Remark
Good

14. Teachers are able to identify your weaknesses and help you to overcome them.

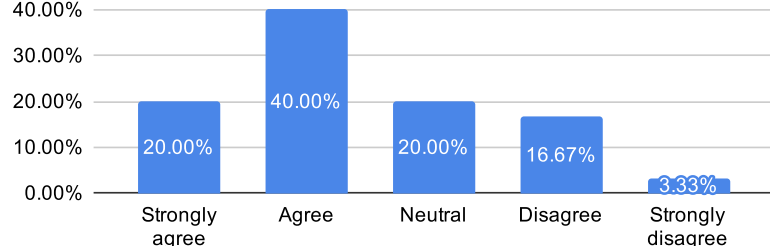
Ratings	% of Students
Every time	20.00%
Usually	50.00%
Occasionally/Sometimes	6.67%
Rarely	16.67%
Never	6.67%



% Satisfaction
70.00%
Remark
Very Good

15. The institution makes effort to engage students in the monitoring, review and continuous quality improvement of the teaching learning process

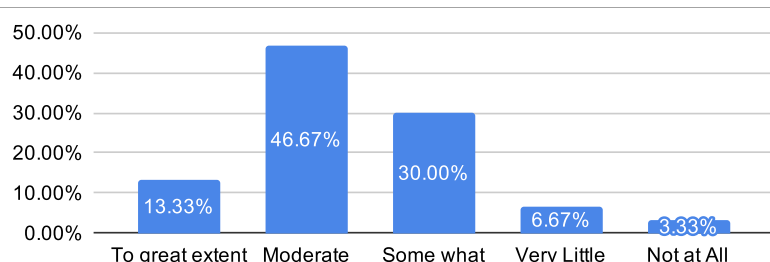
Ratings	% of Students
Strongly agree	20.00%
Agree	40.00%
Neutral	20.00%
Disagree	16.67%
Strongly disagree	3.33%



% Satisfaction
60.00%
Remark
Good

16. The institute/ teachers use student centric methods, such as experiential learning, participative learning and problem solving methodologies for enhancing learning experiences.

Ratings	% of Students
To great extent	13.33%
Moderate	46.67%
Some what	30.00%
Very Little	6.67%
Not at All	3.33%



% Satisfaction
60.00%
Remark
Good

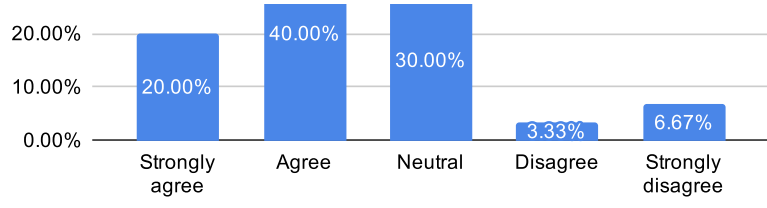
17. Teachers encourage you to participate in extracurricular activities

Ratings	% of Students
Strongly agree	20.00%



% Satisfaction

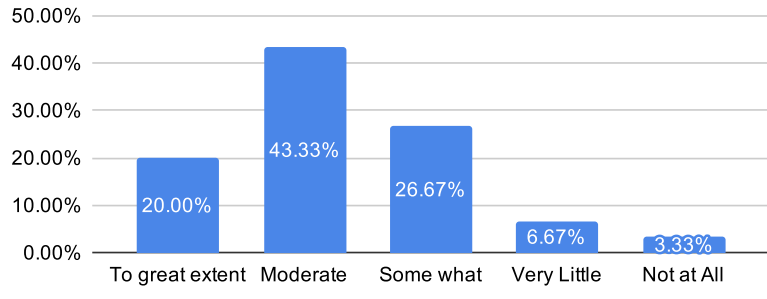
Agree	40.00%
Neutral	30.00%
Disagree	3.33%
Strongly disagree	6.67%



60.00%
Remark
Good

18. Efforts are made by the institute/ teachers to inculcate soft skills, life skills and employability skills to make you ready for the world of work.

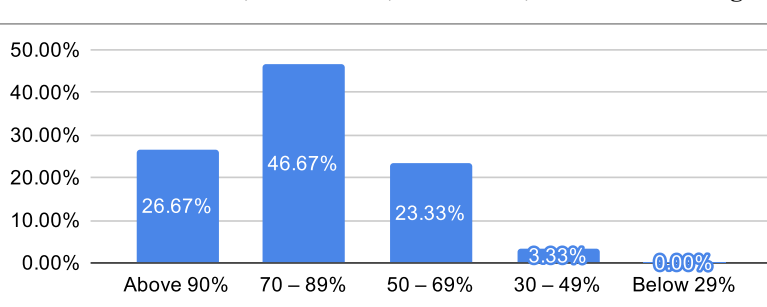
Ratings	% of Students
To great extent	20.00%
Moderate	43.33%
Some what	26.67%
Very Little	6.67%
Not at All	3.33%



% Satisfaction
63.33%
Remark
Good

19. What percentage of teachers uses ICT tools such as PPTs, Multimedia, animations, etc. while teaching.

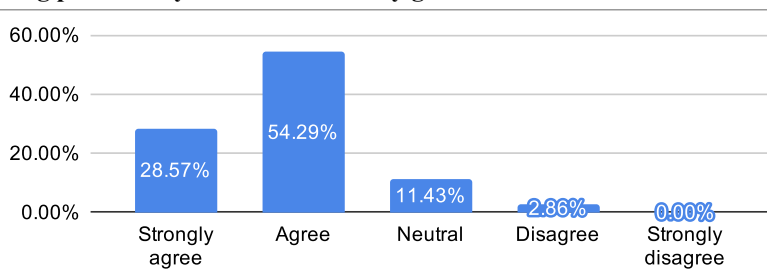
Ratings	% of Students
Above 90%	26.67%
70 – 89%	46.67%
50 – 69%	23.33%
30 – 49%	3.33%
Below 29%	0.00%



% Satisfaction
73.33%
Remark
Very Good

20. The overall quality of teaching-learning process in your institute is very good.

Ratings	% of Students
Strongly agree	28.57%
Agree	54.29%
Neutral	11.43%
Disagree	2.86%
Strongly disagree	0.00%



% Satisfaction
82.86%
Remark
Very Good

Feedback Incharge

Head of Department



Session:2020-21(ODD)

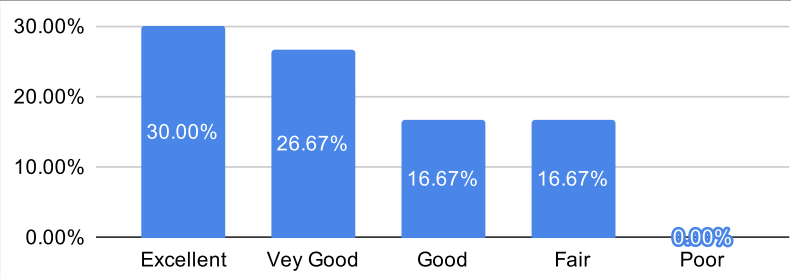
Student Satisfaction Survey Part B (Facility) Feedback Analysis

Semester: 5th Semester

Number of Students participated: 30

1. Adequacy of Laboratory facilities during online teaching learning

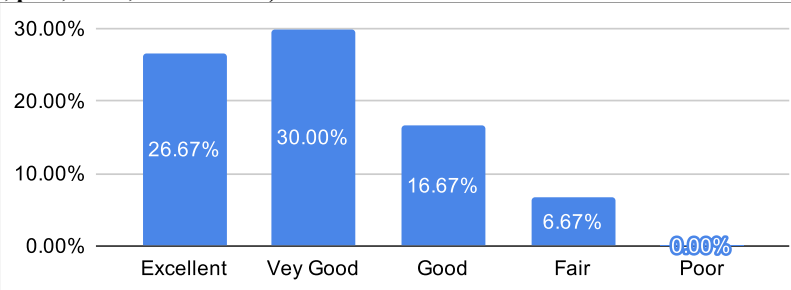
% of Syllabus	% of Students
Excellent	30.00%
Vey Good	26.67%
Good	16.67%
Fair	16.67%
Poor	0.00%



% Satisfaction	73.33%
Remark	Very Good

2. Availability of learning resources (PPTs, pdfs, notes, contents etc.)

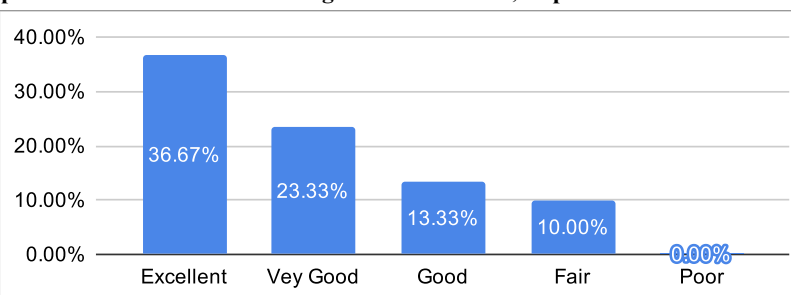
Ratings	% of Students
Excellent	26.67%
Vey Good	30.00%
Good	16.67%
Fair	6.67%
Poor	0.00%



% Satisfaction	56.67%
Remark	Good

3. Mechanism and approach to provide exposure to external world through Guest Lectures, Expert Talks etc.

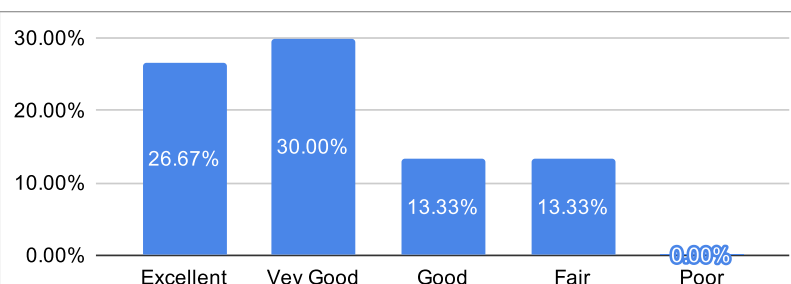
Ratings	% of Students
Excellent	36.67%
Vey Good	23.33%
Good	13.33%
Fair	10.00%
Poor	0.00%



% Satisfaction	60.00%
Remark	Good

4. IT connectivity with Faculties during online classes.

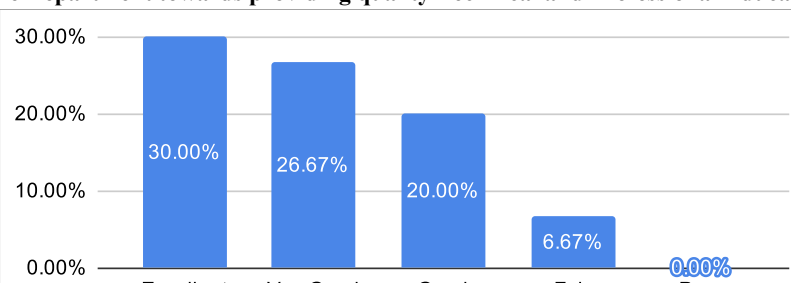
Ratings	% of Students
Excellent	26.67%
Vey Good	30.00%
Good	13.33%
Fair	13.33%
Poor	0.00%



% Satisfaction	56.67%
Remark	Good

5. Overall approach and commitment of the Department towards providing quality Technical and Professional Education.

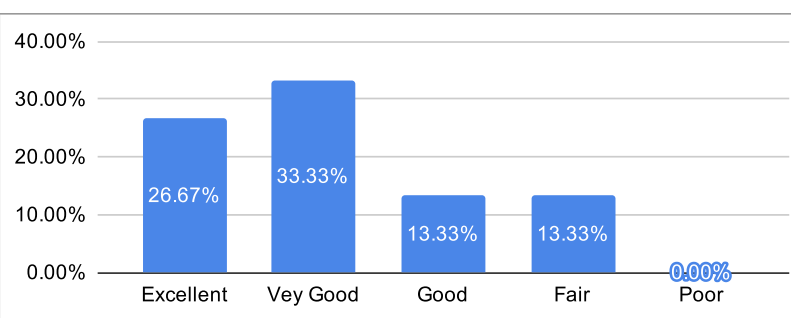
Ratings	% of Students
Excellent	30.00%
Vey Good	26.67%
Good	20.00%
Fair	6.67%
Poor	0.00%



% Satisfaction	56.67%
Remark	Good

6. Mechanism and approach to deal with students/parents grievances

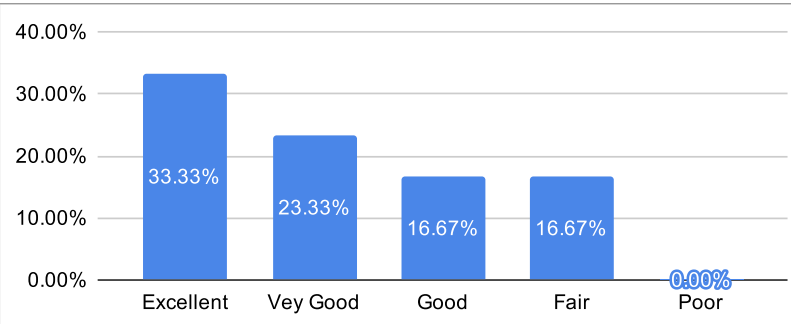
Ratings	% of Students
Excellent	26.67%
Vey Good	33.33%
Good	13.33%
Fair	13.33%
Poor	0.00%



% Satisfaction
60.00%
Remark
Good

7. Students Guidance and mentoring facilities

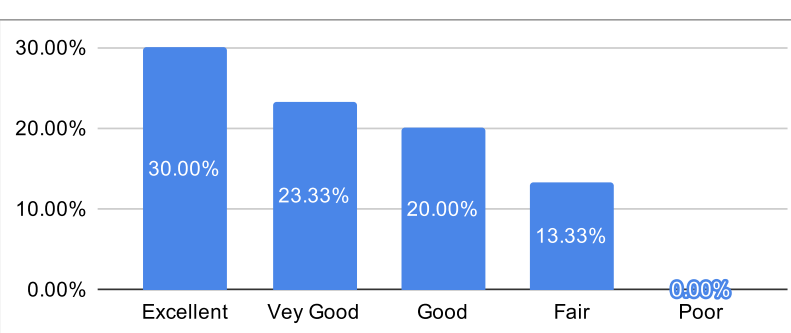
Ratings	% of Students
Excellent	33.33%
Vey Good	23.33%
Good	16.67%
Fair	16.67%
Poor	0.00%



% Satisfaction
56.67%
Remark
Good

8. Use of modern tools and methods

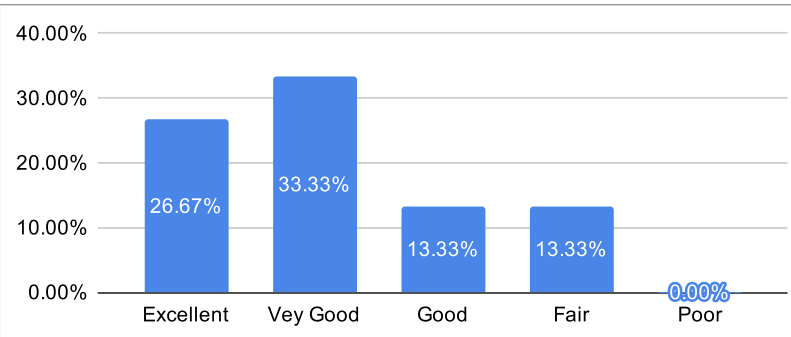
Ratings	% of Students
Excellent	30.00%
Vey Good	23.33%
Good	20.00%
Fair	13.33%
Poor	0.00%



% Satisfaction
53.33%
Remark
Fair

9. Library Facility

Ratings	% of Students
Excellent	26.67%
Vey Good	33.33%
Good	13.33%
Fair	13.33%
Poor	0.00%



% Satisfaction
60.00%
Remark
Good

Feedback Incharge

Head of Department



Session:2020-21(ODD)

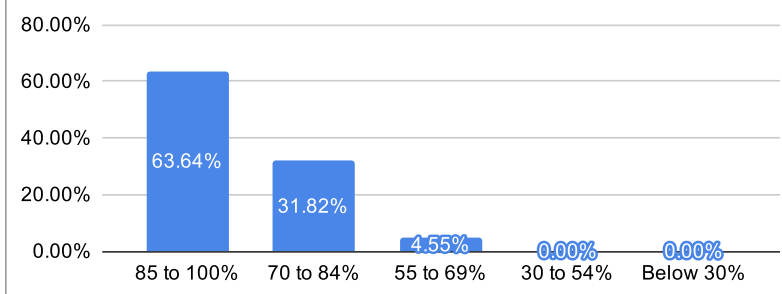
Student Satisfaction Survey Part A (Teaching Learning) Feedback Analysis

Semester: 7th Semester

Number of Students participated: 27

1. How much of the syllabus was covered in the class?

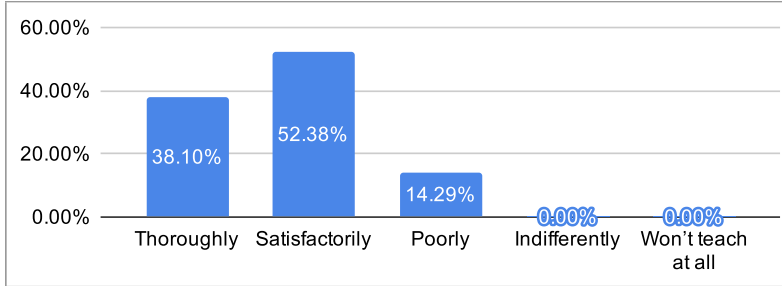
% of Syllabus	% of Students
85 to 100%	63.64%
70 to 84%	31.82%
55 to 69%	4.55%
30 to 54%	0.00%
Below 30%	0.00%



% Satisfaction
95.45%
Remark
Excellent

2. How well did the teachers prepare for the classes?

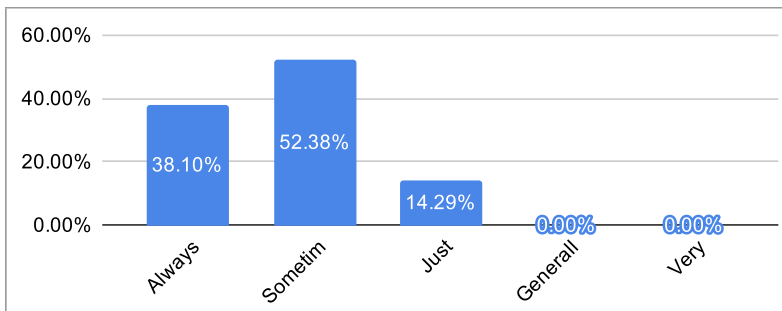
Ratings	% of Students
Thoroughly	38.10%
Satisfactorily	52.38%
Poorly	14.29%
Indifferently	0.00%
Won't teach at all	0.00%



% Satisfaction
90.48%
Remark
Excellent

3. How well were the teachers able to communicate?

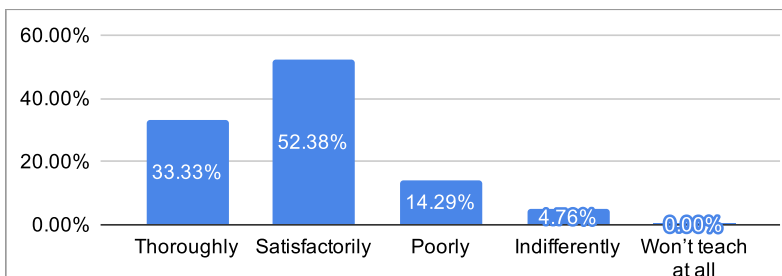
Ratings	% of Students
Always effective	38.10%
Sometimes effective	52.38%
Just satisfactorily	14.29%
Generally ineffective	0.00%
Very poor communication	0.00%



% Satisfaction
90.48%
Remark
Excellent

4. The teacher's approach to teaching can best be described as

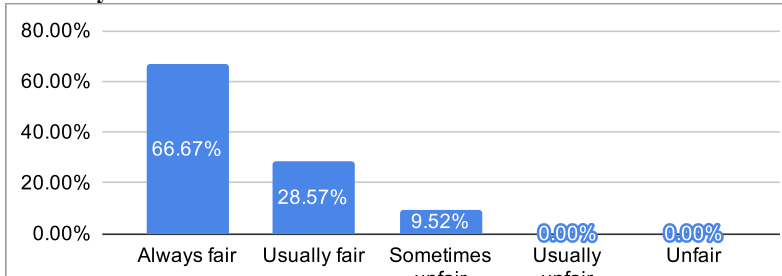
Ratings	% of Students
Thoroughly	33.33%
Satisfactorily	52.38%
Poorly	14.29%
Indifferently	4.76%
Won't teach at all	0.00%



% Satisfaction
85.71%
Remark
Excellent

5. Fairness of the internal evaluation process by the teachers.

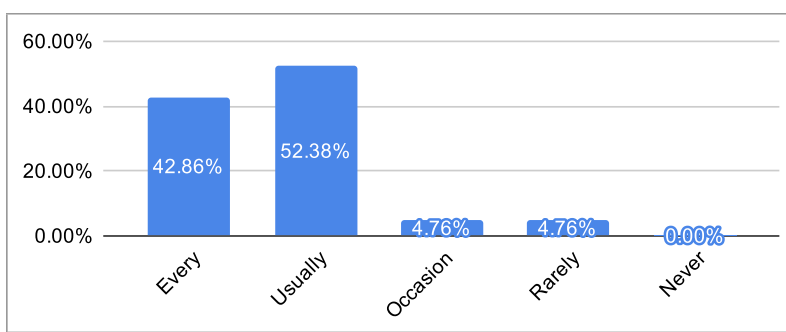
Ratings	% of Students
Always fair	66.67%
Usually fair	28.57%
Sometimes unfair	9.52%
Usually unfair	0.00%
Unfair	0.00%



% Satisfaction
95.24%
Remark
Excellent

6. Was your performance in assignments discussed with you?

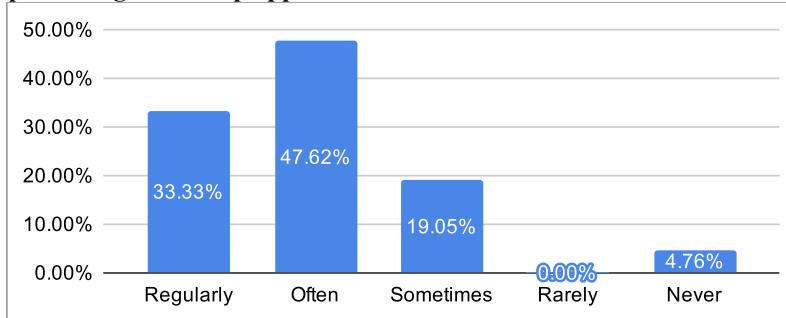
Ratings	% of Students
Every time	42.86%
Usually	52.38%
Occasionally/Sometimes	4.76%
Rarely	4.76%
Never	0.00%



% Satisfaction	95.24%
Remark	Excellent

7. The institute takes active interest in promoting internship opportunities for students.

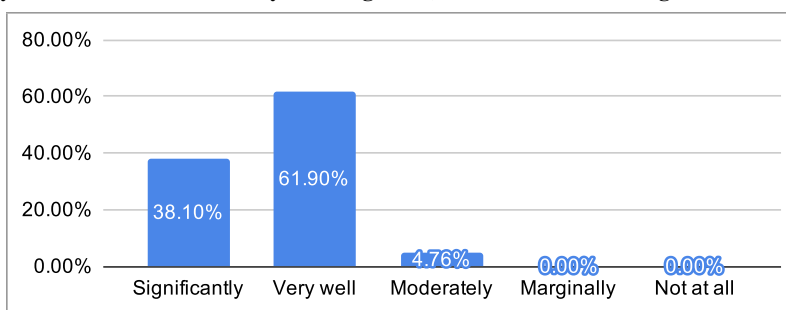
Ratings	% of Students
Regularly	33.33%
Often	47.62%
Sometimes	19.05%
Rarely	0.00%
Never	4.76%



% Satisfaction	80.95%
Remark	Very Good

8 The teaching and mentoring process in your institution facilitates you in cognitive, social and emotional growth.

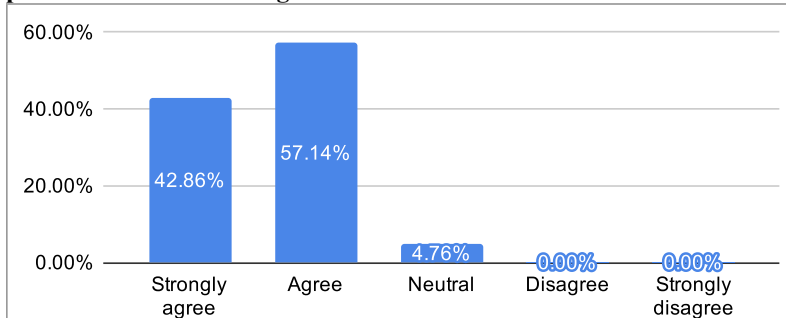
Ratings	% of Students
Significantly	38.10%
Very well	61.90%
Moderately	4.76%
Marginally	0.00%
Not at all	0.00%



% Satisfaction	100.00%
Remark	Excellent

9. The institution provides multiple opportunities to learn and grow.

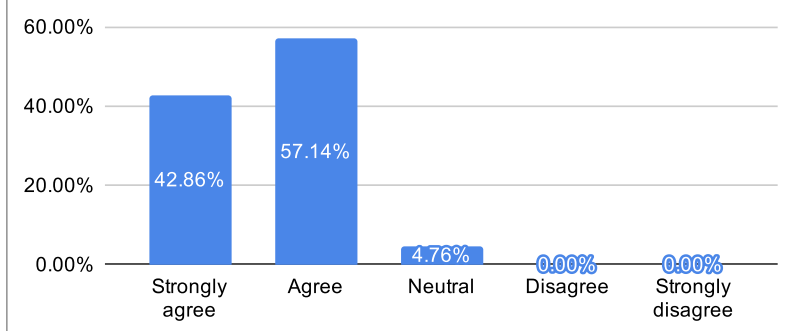
Ratings	% of Students
Strongly agree	42.86%
Agree	57.14%
Neutral	4.76%
Disagree	0.00%
Strongly disagree	0.00%



% Satisfaction	100.00%
Remark	Excellent

10. Teachers inform you about your expected competencies, course outcomes and programme outcomes and review the course syllabus in the class.

Ratings	% of Students
Every time	61.90%
Usually	38.10%
Occasionally/Sometimes	4.76%
Rarely	0.00%
Never	0.00%



% Satisfaction	100.00%
Remark	Excellent

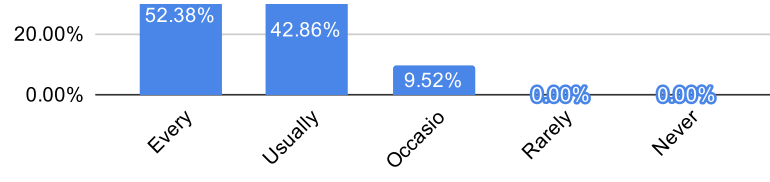
11. Your mentor does a necessary follow-up with an assigned task to you.

Ratings	% of Students
Every time	52.38%
Usually	42.86%



% Satisfaction	95.24%
-----------------------	---------------

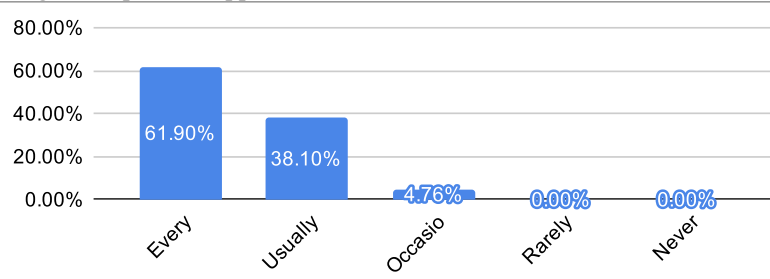
Occasionally/Sometimes	9.52%
Rarely	0.00%
Never	0.00%



Remark
Excellent

12. The teachers illustrate the concepts through examples and applications.

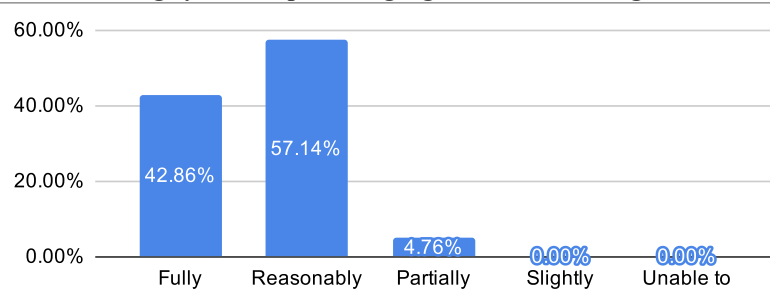
Ratings	% of Students
Every time	61.90%
Usually	38.10%
Occasionally/Sometimes	4.76%
Rarely	0.00%
Never	0.00%



% Satisfaction
100.00%
Remark
Excellent

13. The teachers identify your strengths and encourage you with providing right level of challenges.

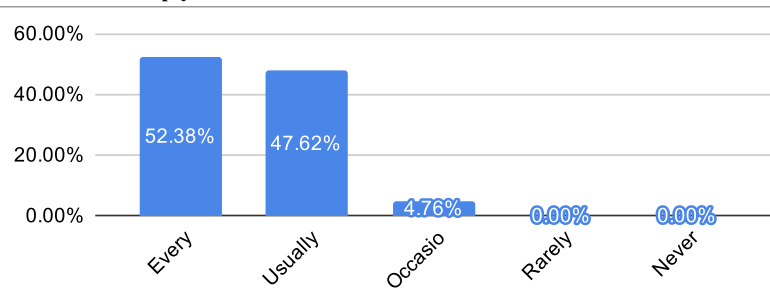
Ratings	% of Students
Fully	42.86%
Reasonably	57.14%
Partially	4.76%
Slightly	0.00%
Unable to	0.00%



% Satisfaction
100.00%
Remark
Excellent

14. Teachers are able to identify your weaknesses and help you to overcome them.

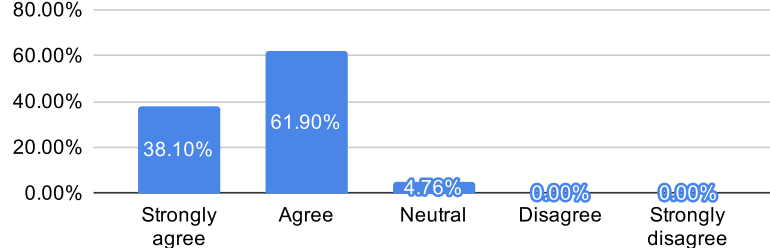
Ratings	% of Students
Every time	52.38%
Usually	47.62%
Occasionally/Sometimes	4.76%
Rarely	0.00%
Never	0.00%



% Satisfaction
100.00%
Remark
Excellent

15. The institution makes effort to engage students in the monitoring, review and continuous quality improvement of the teaching learning process

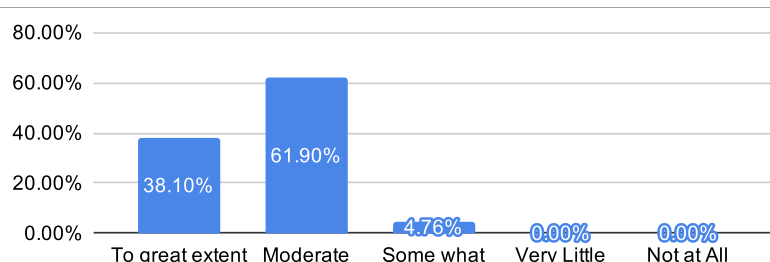
Ratings	% of Students
Strongly agree	38.10%
Agree	61.90%
Neutral	4.76%
Disagree	0.00%
Strongly disagree	0.00%



% Satisfaction
100.00%
Remark
Excellent

16. The institute/ teachers use student centric methods, such as experiential learning, participative learning and problem solving methodologies for enhancing learning experiences.


Ratings	% of Students
To great extent	38.10%
Moderate	61.90%
Some what	4.76%
Very Little	0.00%
Not at All	0.00%



% Satisfaction
100.00%
Remark
Excellent

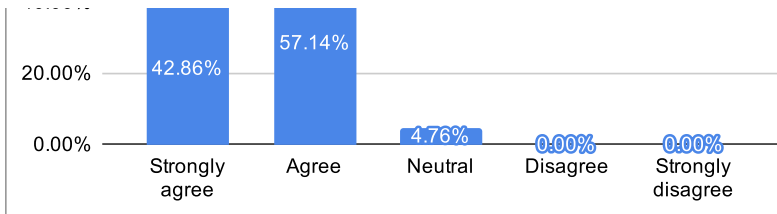
17. Teachers encourage you to participate in extracurricular activities

Ratings	% of Students
Strongly agree	42.86%



% Satisfaction

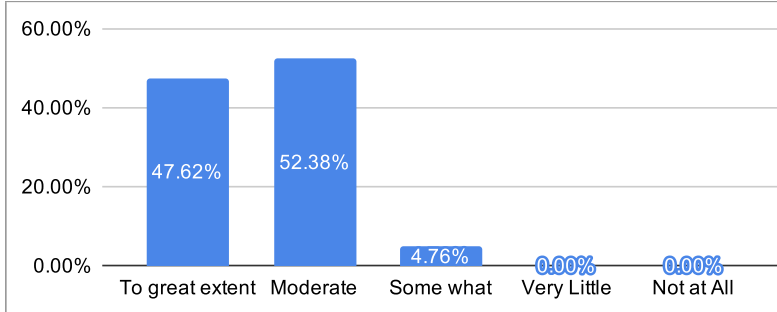
Agree	57.14%
Neutral	4.76%
Disagree	0.00%
Strongly disagree	0.00%



100.00%
Remark
Excellent

18. Efforts are made by the institute/ teachers to inculcate soft skills, life skills and employability skills to make you ready for the world of work.

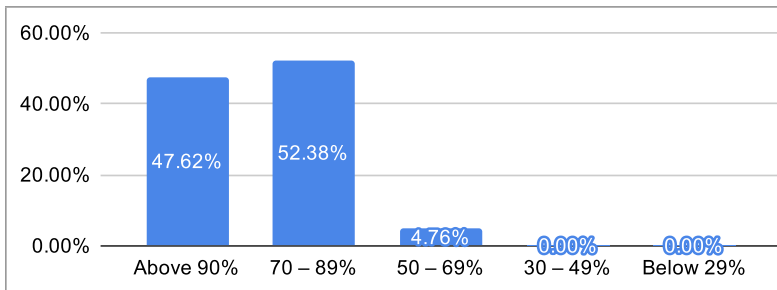
Ratings	% of Students
To great extent	47.62%
Moderate	52.38%
Some what	4.76%
Very Little	0.00%
Not at All	0.00%



% Satisfaction
100.00%
Remark
Excellent

19. What percentage of teachers uses ICT tools such as PPTs, Multimedia, animations, etc. while teaching.

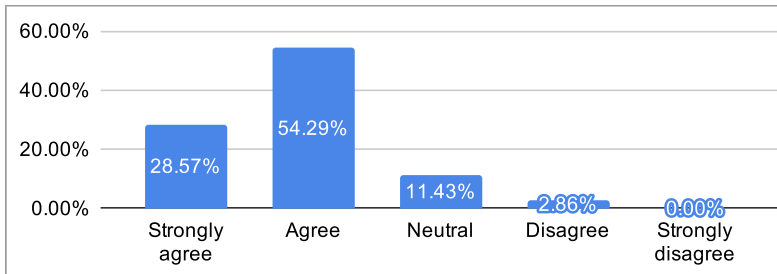
Ratings	% of Students
Above 90%	47.62%
70 – 89%	52.38%
50 – 69%	4.76%
30 – 49%	0.00%
Below 29%	0.00%




% Satisfaction
100.00%
Remark
Excellent

20. The overall quality of teaching-learning process in your institute is very good.

Ratings	% of Students
Strongly agree	28.57%
Agree	54.29%
Neutral	11.43%
Disagree	2.86%
Strongly disagree	0.00%



% Satisfaction
82.86%
Remark
Very Good


Feedback incharge


Head of Department



Session:2020-21(ODD)

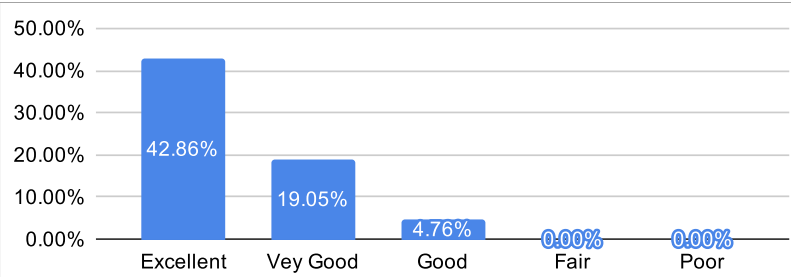
Student Satisfaction Survey Part B (Facility) Feedback Analysis

Semester: 7th Semester

Number of Students participated: 27

1. Adequacy of Laboratory facilities during online teaching learning

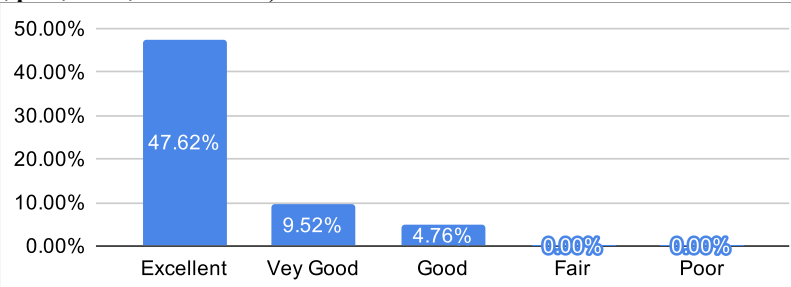
% of Syllabus	% of Students
Excellent	42.86%
Vey Good	19.05%
Good	4.76%
Fair	0.00%
Poor	0.00%



% Satisfaction	66.67%
Remark	Good

2. Availability of learning resources (PPTs, pdfs, notes, contents etc.)

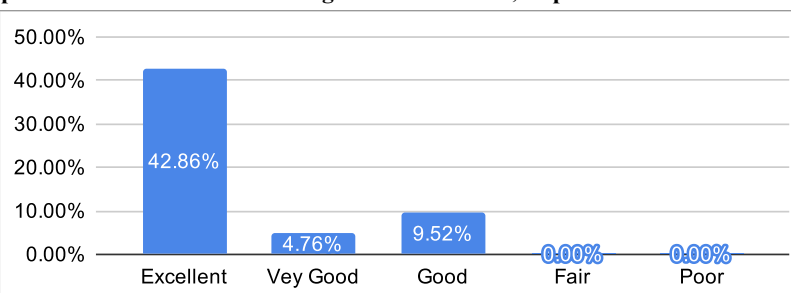
Ratings	% of Students
Excellent	47.62%
Vey Good	9.52%
Good	4.76%
Fair	0.00%
Poor	0.00%



% Satisfaction	57.14%
Remark	Good

3. Mechanism and approach to provide exposure to external world through Guest Lectures, Expert Talks etc.

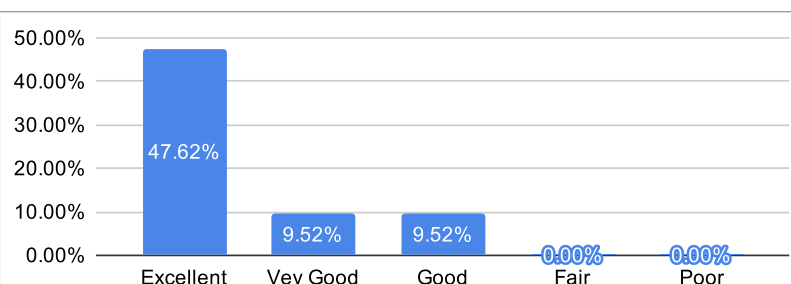
Ratings	% of Students
Excellent	42.86%
Vey Good	4.76%
Good	9.52%
Fair	0.00%
Poor	0.00%



% Satisfaction	47.62%
Remark	Fair

4. IT connectivity with Faculties during online classes.

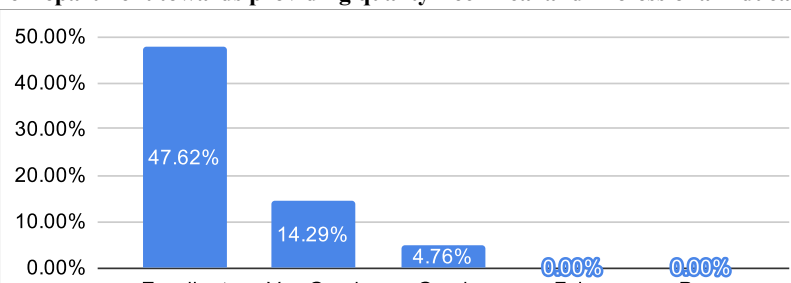
Ratings	% of Students
Excellent	47.62%
Vey Good	9.52%
Good	9.52%
Fair	0.00%
Poor	0.00%



% Satisfaction	57.14%
Remark	Good

5. Overall approach and commitment of the Department towards providing quality Technical and Professional Education.

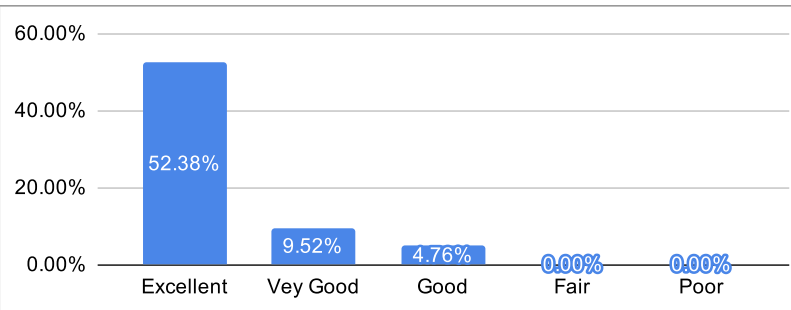
Ratings	% of Students
Excellent	47.62%
Vey Good	14.29%
Good	4.76%
Fair	0.00%
Poor	0.00%



% Satisfaction	61.90%
Remark	Good

6. Mechanism and approach to deal with students/parents grievances

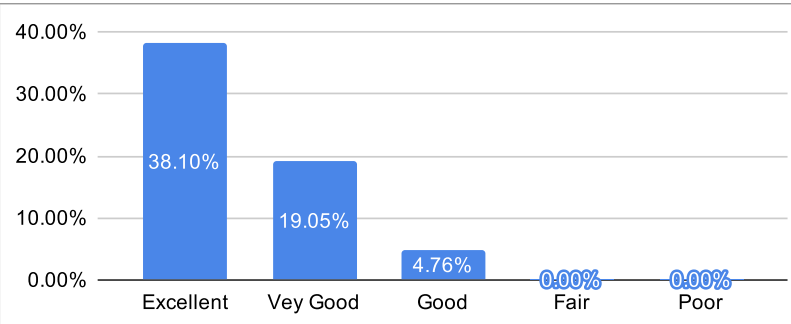
Ratings	% of Students
Excellent	52.38%
Vey Good	9.52%
Good	4.76%
Fair	0.00%
Poor	0.00%



% Satisfaction
61.90%
Remark
Good

7. Students Guidance and mentoring facilities

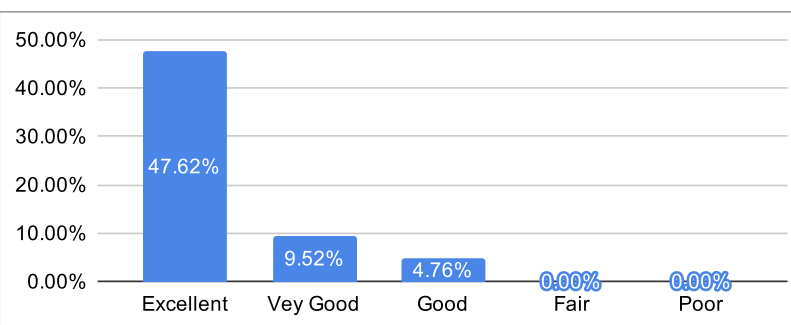
Ratings	% of Students
Excellent	38.10%
Vey Good	19.05%
Good	4.76%
Fair	0.00%
Poor	0.00%



% Satisfaction
57.14%
Remark
Good

8. Use of modern tools and methods

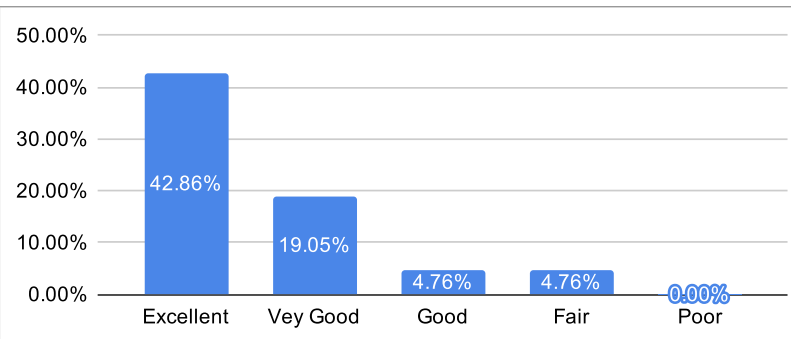
Ratings	% of Students
Excellent	47.62%
Vey Good	9.52%
Good	4.76%
Fair	0.00%
Poor	0.00%



% Satisfaction
57.14%
Remark
Good

9. Library Facility

Ratings	% of Students
Excellent	42.86%
Vey Good	19.05%
Good	4.76%
Fair	4.76%
Poor	0.00%



% Satisfaction
61.90%
Remark
Good

Feedback Incharge

Head of Department

Session:2020-21(EVEN)

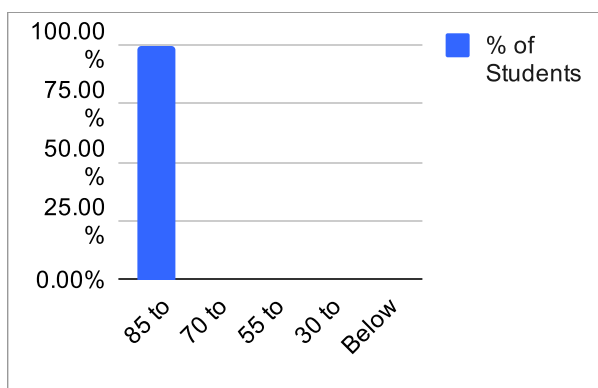
Student Satisfaction Survey Part A (Teaching Learning) Feedback Analysis

Semester: 4th

Number of Students participated: 2

1. How much of the syllabus was covered in the class?

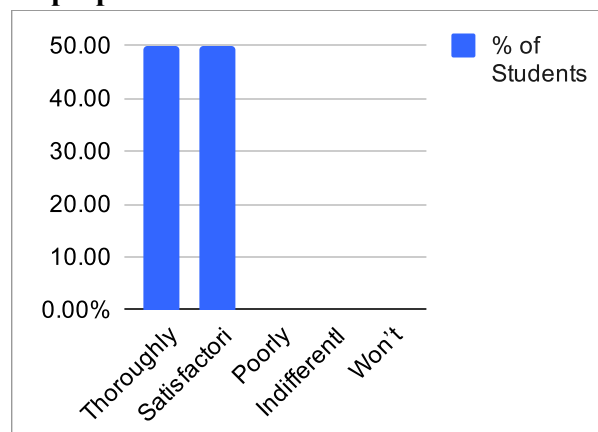
% of Syllabus	% of Students
85 to 100%	100.00%
70 to 84%	0.00%
55 to 69%	0.00%
30 to 54%	0.00%
Below 30%	0.00%



% Satisfaction
100.00%
Remark
Excellent

2. How well did the teachers prepare for the classes?

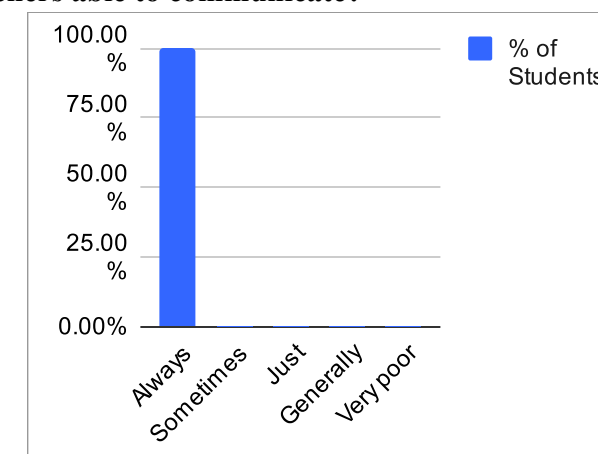
Ratings	% of Students
Thoroughly	50.00%
Satisfactorily	50.00%
Poorly	0.00%
Indifferently	0.00%
Won't teach at all	0.00%



% Satisfaction
100.00%
Remark
Excellent

3. How well were the teachers able to communicate?

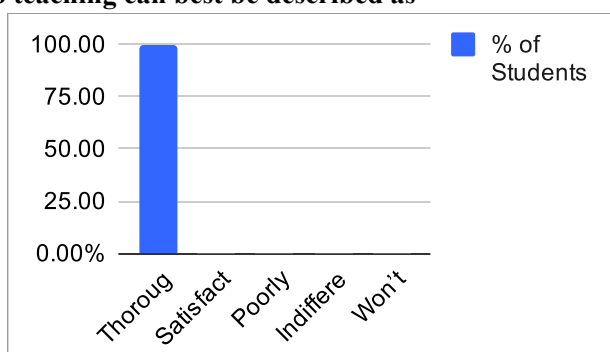
Ratings	% of Students
Always effective	100.00%
Sometimes effective	0.00%
Just satisfactorily	0.00%
Generally	0.00%
Very poor communication	0.00%



% Satisfaction
100.00%
Remark
Excellent

4. The teacher's approach to teaching can best be described as

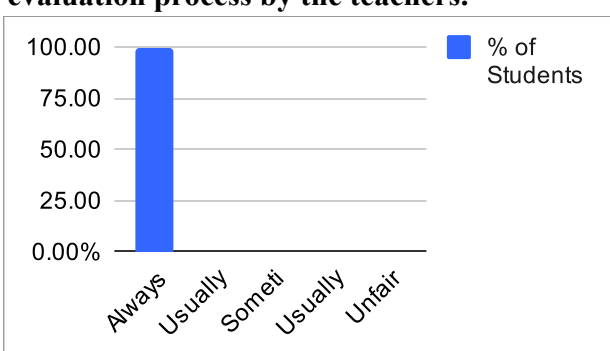
Ratings	% of Students
Thoroughly	100.00%
Satisfactorily	0.00%
Poorly	0.00%
Indifferently	0.00%
Won't teach at all	0.00%



% Satisfaction
100.00%
Remark
Excellent

5. Fairness of the internal evaluation process by the teachers.

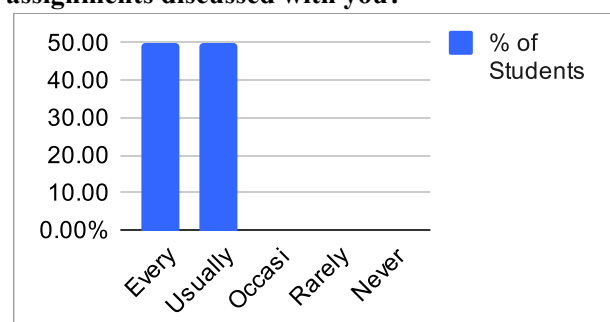
Ratings	% of Students
Always fair	100.00%
Usually fair	0.00%
Sometimes unfair	0.00%
Usually unfair	0.00%
Unfair	0.00%



% Satisfaction
100.00%
Remark
Excellent

6. Was your performance in assignments discussed with you?

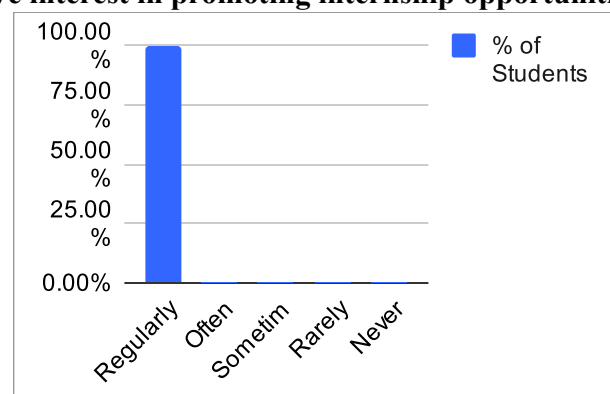
Ratings	% of Students
Every time	50.00%
Usually	50.00%
Occasionally/S	0.00%
Rarely	0.00%
Never	0.00%



% Satisfaction
100.00%
Remark
Excellent

7. The institute takes active interest in promoting internship opportunities

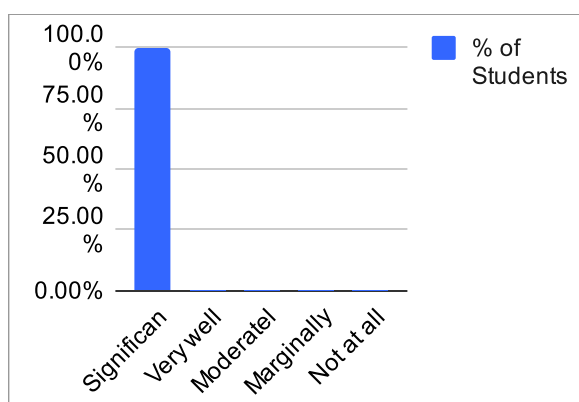
Ratings	% of Students
Regularly	100.00%
Often	0.00%
Sometimes	0.00%
Rarely	0.00%
Never	0.00%



% Satisfaction
100.00%
Remark
Excellent

8 The teaching and mentoring process in your institution facilitates you in cognitive, social and emotional growth.

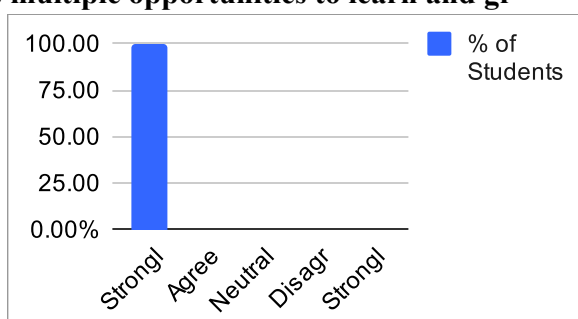
Ratings	% of Students
Significantly	100.00%
Very well	0.00%
Moderately	0.00%
Marginally	0.00%
Not at all	0.00%



% Satisfaction
100.00%
Remark
Excellent

9. The institution provides multiple opportunities to learn and gr

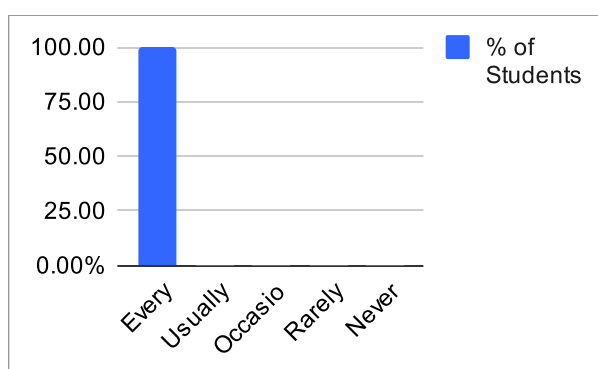
Ratings	% of
Strongly agree	100.00%
Agree	0.00%
Neutral	0.00%
Disagree	0.00%
Strongly disagree	0.00%



% Satisfaction
100.00%
Remark
Excellent

10. Teachers inform you about your expected competencies, course outcomes and programme outcomes and review the course syllabus in the class.

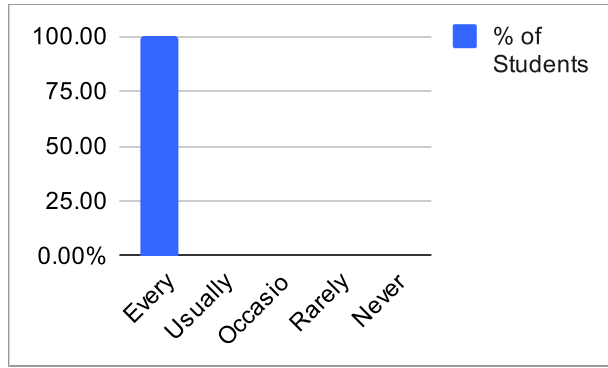
Ratings	% of Students
Every time	100.00%
Usually	0.00%
Occasionally/	0.00%
Rarely	0.00%
Never	0.00%



% Satisfaction
100.00%
Remark
Excellent

11. Your mentor does a necessary follow-up with an assigned task to you.

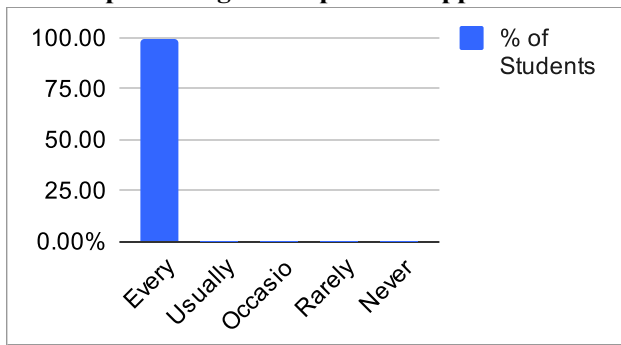
Ratings	% of Students
Every time	100.00%
Usually	0.00%
Occasionally/	0.00%
Rarely	0.00%
Never	0.00%



% Satisfaction
100.00%
Remark
Excellent

12. The teachers illustrate the concepts through examples and applications.

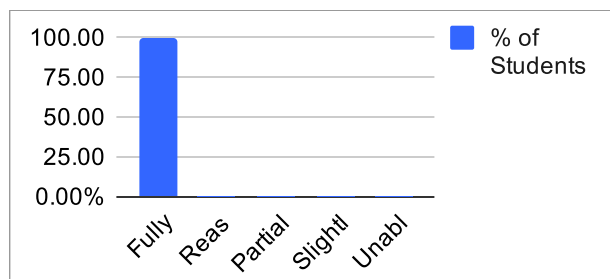
Ratings	% of Students
Every time	100.00%
Usually	0.00%
Occasionally/	0.00%
Rarely	0.00%
Never	0.00%



% Satisfaction
100.00%
Remark
Excellent

13. The teachers identify your strengths and encourage you with providing right level of challenges.

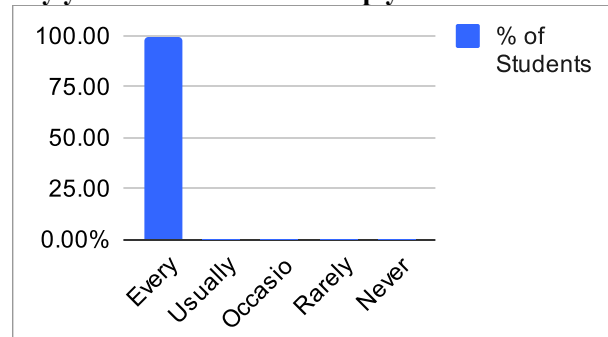
Ratings	% of
Fully	100.00%
Reasonably	0.00%
Partially	0.00%
Slightly	0.00%
Unable to	0.00%



% Satisfaction
100.00%
Remark
Excellent

14. Teachers are able to identify your weaknesses and help you to overcome them.

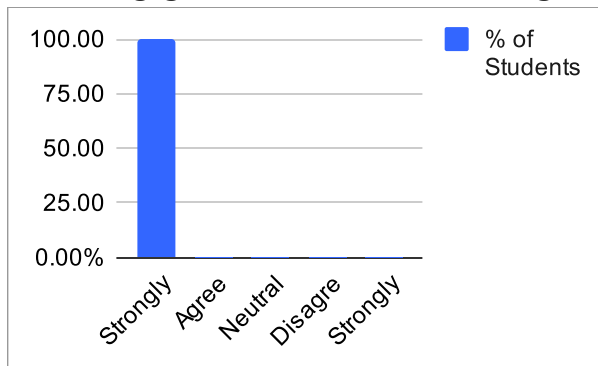
Ratings	% of Students
Every time	100.00%
Usually	0.00%
Occasionally/ Sometimes	0.00%
Rarely	0.00%
Never	0.00%



% Satisfaction
100.00%
Remark
Excellent

15. The institution makes effort to engage students in the monitoring, review and

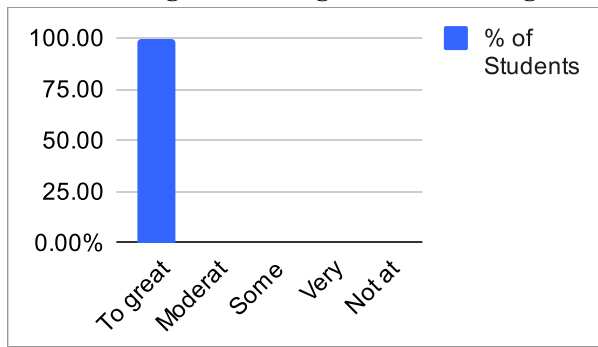
Ratings	% of Students
Strongly agree	100.00%
Agree	0.00%
Neutral	0.00%
Disagree	0.00%
Strongly disagree	0.00%



% Satisfaction
100.00%
Remark
Excellent

16. The institute/ teachers use student centric methods, such as experiential learning, participative learning and problem solving methodologies for enhancing learning experiences.

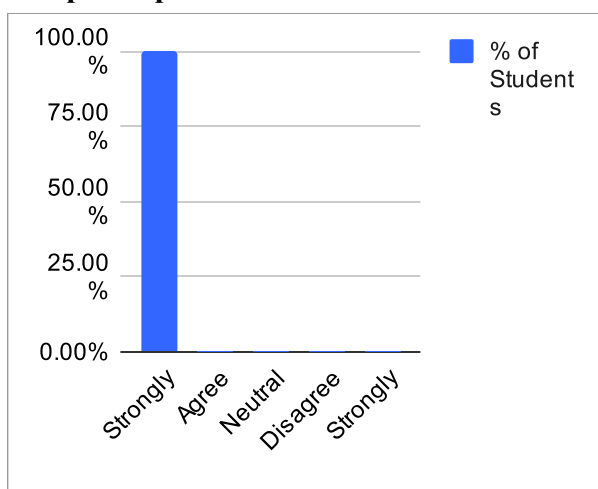
Ratings	% of Students
To great	100.00%
Moderate	0.00%
Some what	0.00%
Very Little	0.00%
Not at All	0.00%



% Satisfaction
100.00%
Remark
Excellent

17. Teachers encourage you to participate in extracurricular activities

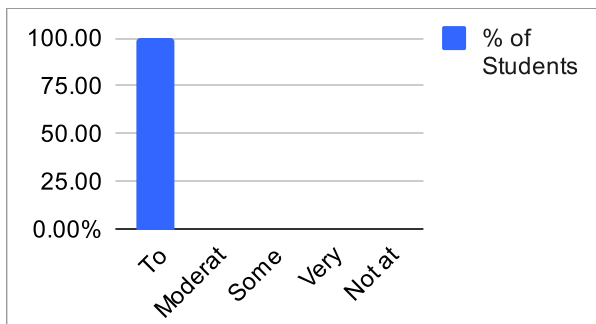
Ratings	% of Students
Strongly agree	100.00%
Agree	0.00%
Neutral	0.00%
Disagree	0.00%
Strongly disagree	0.00%



% Satisfaction
100.00%
Remark
Excellent

18. Efforts are made by the institute/ teachers to inculcate soft skills, life skills and employability skills to make you ready for the world of work.

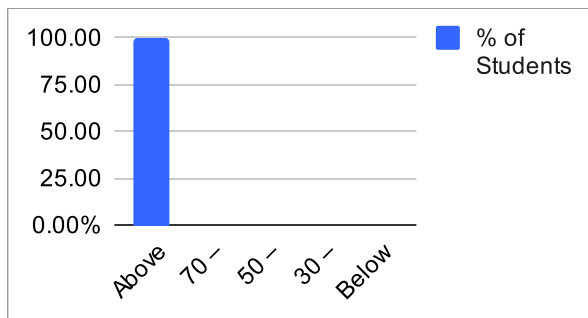
Ratings	% of Students
To great	100.00%
Moderate	0.00%
Some what	0.00%
Very Little	0.00%
Not at All	0.00%



% Satisfaction
100.00%
Remark
Excellent

19. What percentage of teachers uses ICT tools such as PPTs, Multimedia, animations, etc. while teaching.

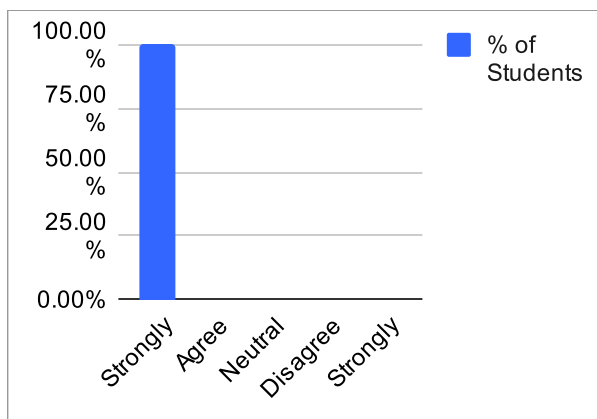
Ratings	% of Students
Above 90%	100.00%
70 – 89%	0.00%
50 – 69%	0.00%
30 – 49%	0.00%
Below 29%	0.00%



% Satisfaction
100.00%
Remark
Excellent

20. The overall quality of teaching-learning process in your institute is very good.

Ratings	% of Students
Strongly agree	100.00%
Agree	0.00%
Neutral	0.00%
Disagree	0.00%
Strongly disagree	0.00%



% Satisfaction
100.00%
Remark
Excellent

Feedback Incharge

Head of Department




S. B. JAIN INSTITUTE OF TECHNOLOGY, MANAGEMENT & RESEARCH, NAGPUR.

(An Autonomous Institute, Affiliated to RTMNU, Nagpur)

DEPARTMENT OF INFORMATION TECHNOLOGY

To become a center for quality education in the field of Computer Science & Engineering and to create competent professionals.



Session:2020-21(EVEN)

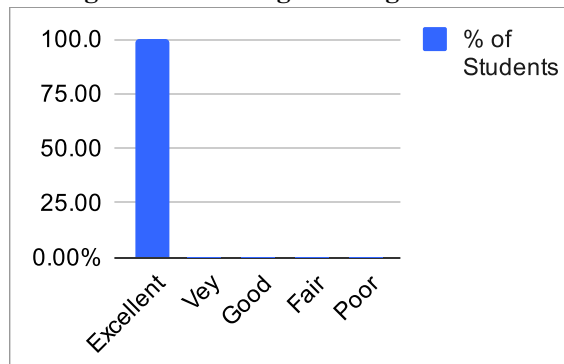
Student Satisfaction Survey Part B (Facility) Feedback Analysis

Semester: 4th

Number of Students participated: 2

1. Adequacy of Laboratory facilities during online teaching learning

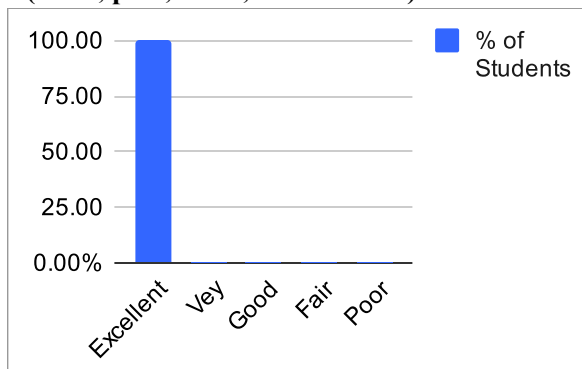
% of Syllabus	% of Students
Excellent	100.00%
Vey Good	0.00%
Good	0.00%
Fair	0.00%
Poor	0.00%



% Satisfaction
100.00%
Remark
Excellent

2. Availability of learning resources (PPTs, pdfs, notes, contents etc.)

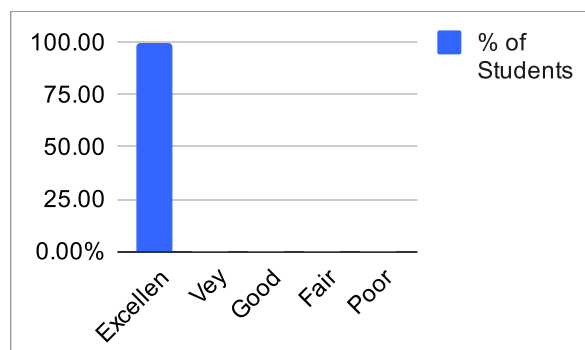
Ratings	% of Students
Excellent	100.00%
Vey Good	0.00%
Good	0.00%
Fair	0.00%
Poor	0.00%



% Satisfaction
100.00%
Remark
Excellent

3. Mechanism and approach to provide exposure to external world through Guest Lectures, Expert Talks etc.

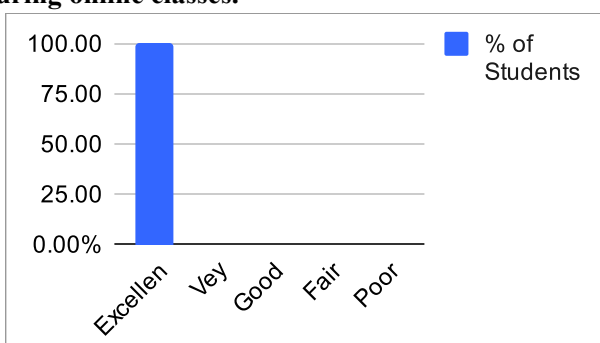
Ratings	% of Students
Excellent	100.00%
Vey Good	0.00%
Good	0.00%
Fair	0.00%
Poor	0.00%



% Satisfaction
100.00%
Remark
Excellent

4. IT connectivity with Faculties during online classes.

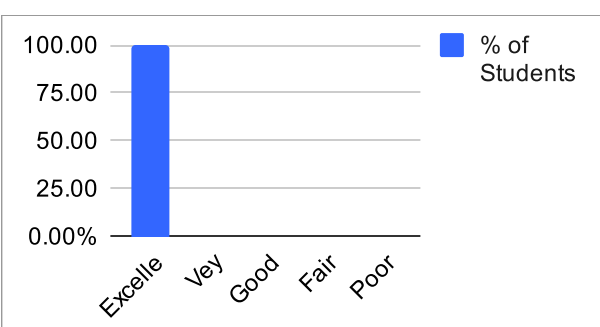
Ratings	% of Students
Excellent	100.00%
Vey Good	0.00%
Good	0.00%
Fair	0.00%
Poor	0.00%



% Satisfaction
100.00%
Remark
Excellent

5. Overall approach and commitment of the Department towards providing quality Technical and Professional Education.

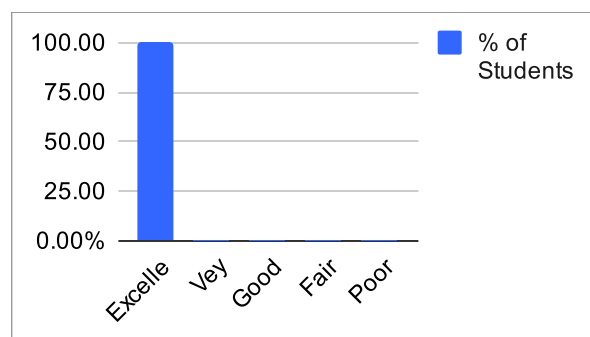
Ratings	% of Students
Excellent	100.00%
Vey Good	0.00%
Good	0.00%
Fair	0.00%
Poor	0.00%



% Satisfaction
100.00%
Remark
Excellent

6. Mechanism and approach to deal with students/parents grievances

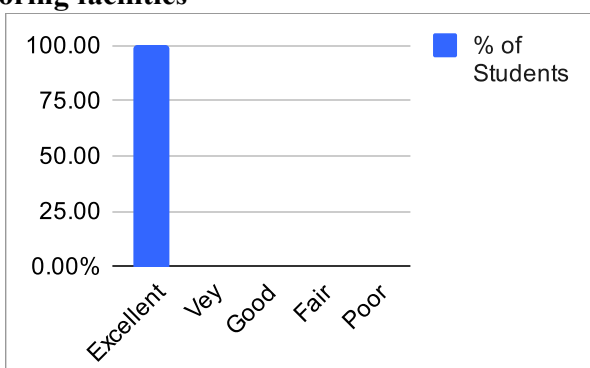
Ratings	% of Students
Excellent	100.00%
Vey Good	0.00%
Good	0.00%
Fair	0.00%
Poor	0.00%



% Satisfaction
100.00%
Remark
Excellent

7. Students Guidance and mentoring facilities

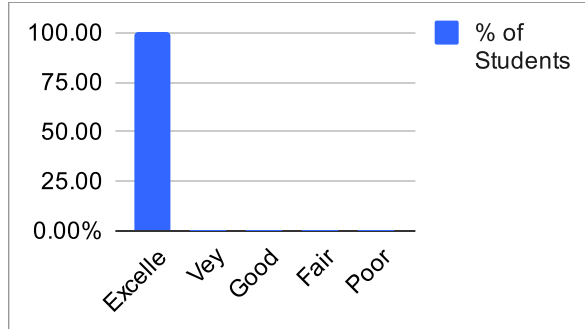
Ratings	% of
Excellent	100.00%
Vey Good	0.00%
Good	0.00%
Fair	0.00%
Poor	0.00%



% Satisfaction
100.00%
Remark
Excellent

8. Use of modern tools and methods

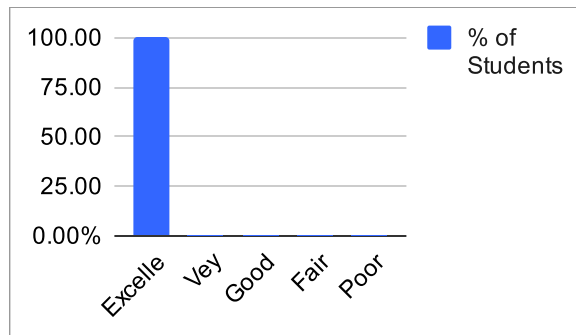
Ratings	% of Students
Excellent	100.00%
Vey Good	0.00%
Good	0.00%
Fair	0.00%
Poor	0.00%



% Satisfaction
100.00%
Remark
Excellent

9. Library Facility

Ratings	% of
Excellent	100.00%
Vey Good	0.00%
Good	0.00%
Fair	0.00%
Poor	0.00%



% Satisfaction
100.00%
Remark
Excellent

Feedback Incharge

Head of Department



S. B. JAIN INSTITUTE OF TECHNOLOGY, MANAGEMENT & RESEARCH, NAGPUR.

(An Autonomous Institute, Affiliated to RTMNU, Nagpur)

DEPARTMENT OF INFORMATION TECHNOLOGY

To become a center for quality education in the field of Computer Science & Engineering and to create competent professionals.



Session:2020-21(EVEN)

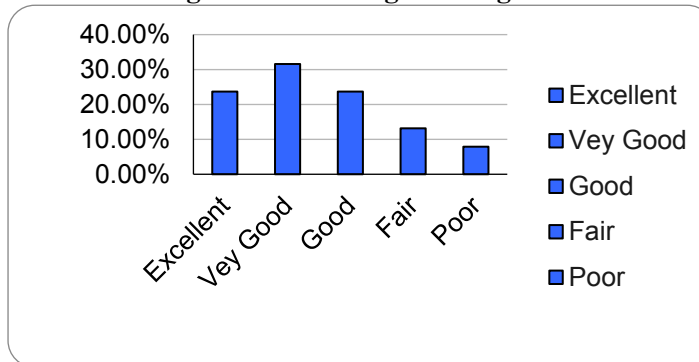
Student Satisfaction Survey Part B (Facility) Feedback Analysis

Semester: 6th

Number of Students participated: 38

1. Adequacy of Laboratory facilities during online teaching learning

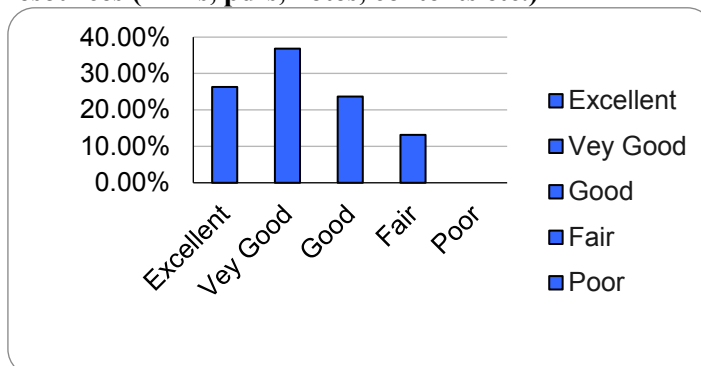
% of Syllabus	% of Students
Excellent	23.68%
Vey Good	31.58%
Good	23.68%
Fair	13.16%
Poor	7.89%



% Satisfaction
55.26%
Remark
Good

2. Availability of learning resources (PPTs, pdfs, notes, contents etc.)

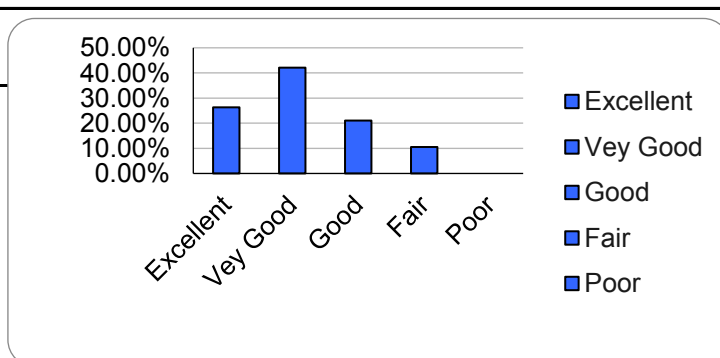
Ratings	% of Students
Excellent	26.32%
Vey Good	36.84%
Good	23.68%
Fair	13.16%
Poor	0.00%



% Satisfaction
63.16%
Remark
Good

3. Mechanism and approach to provide exposure to external world through Guest Lectures, Expert Talks etc

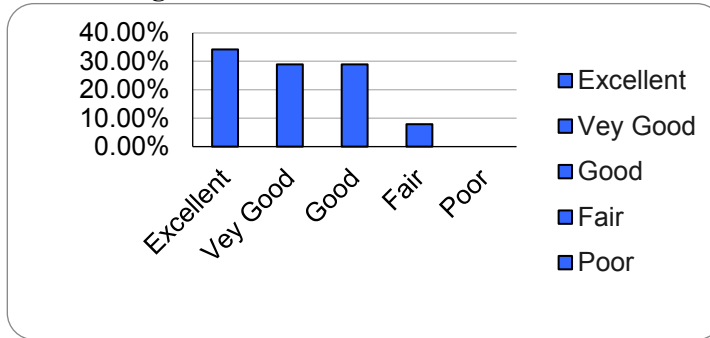
Ratings	% of Students
Excellent	26.32%
Vey Good	42.11%
Good	21.05%
Fair	10.53%
Poor	0.00%



% Satisfaction
68.42%
Remark
Good

4. IT connectivity with Faculties during online classes.

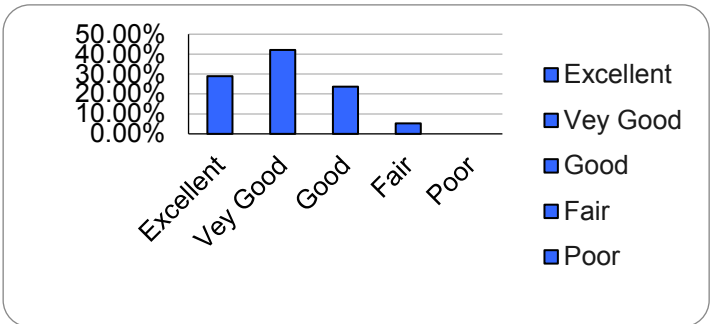
Ratings	% of Students
Excellent	34.21%
Vey Good	28.95%
Good	28.95%
Fair	7.89%
Poor	0.00%



% Satisfaction
63.16%
Remark
Good

5. Overall approach and commitment of the Department towards providing quality Technical and Professional Education.

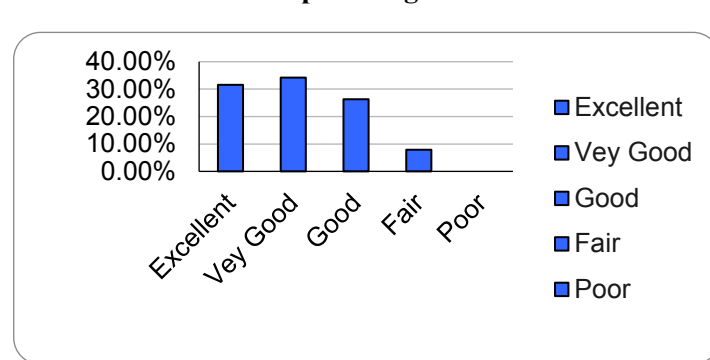
Ratings	% of Students
Excellent	28.95%
Vey Good	42.11%
Good	23.68%
Fair	5.26%
Poor	0.00%



% Satisfaction
71.05%
Remark
Very Good

6. Mechanism and approach to deal with students/parents grievances

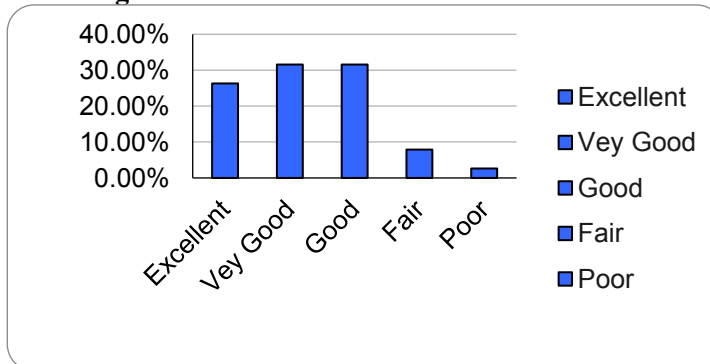
Ratings	% of Students
Excellent	31.58%
Vey Good	34.21%
Good	26.32%
Fair	7.89%
Poor	0.00%



% Satisfaction
65.79%
Remark
Good

7. Students Guidance and mentoring facilities

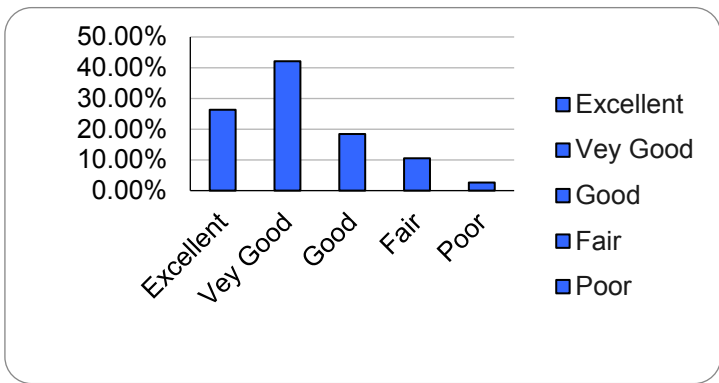
Ratings	% of Students
Excellent	26.32%
Vey Good	31.58%
Good	31.58%
Fair	7.89%
Poor	2.63%



% Satisfaction
57.89%
Remark
Good

8. Use of modern tools and methods

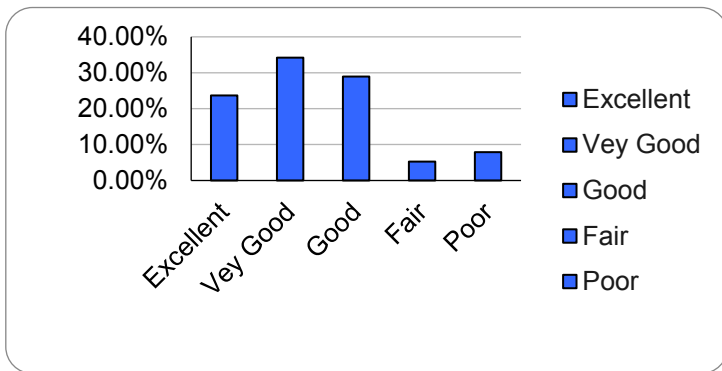
Ratings	% of Students
Excellent	26.32%
Vey Good	42.11%
Good	18.42%
Fair	10.53%
Poor	2.63%



% Satisfaction
68.42%
Remark
Good

9. Library Facility

Ratings	% of Students
Excellent	23.68%
Vey Good	34.21%
Good	28.95%
Fair	5.26%
Poor	7.89%



% Satisfaction
57.89%
Remark
Good

Feedback Incharge

Head of Department




S. B. JAIN INSTITUTE OF TECHNOLOGY, MANAGEMENT & RESEARCH, NAGPUR.

(An Autonomous Institute, Affiliated to RTMNU, Nagpur)

DEPARTMENT OF INFORMATION TECHNOLOGY

To become a center for quality education in the field of Computer Science & Engineering and to create competent professionals.



Session:2020-21(EVEN)

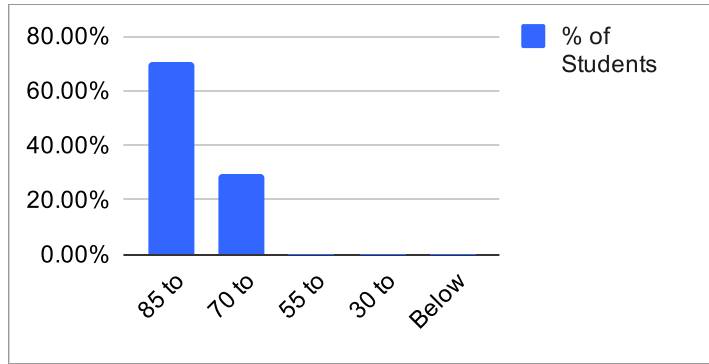
Student Satisfaction Survey Part A (Teaching Learning) Feedback Analysis

Semester: 8th

Number of Students participated: 17

1. How much of the syllabus was covered in the class?

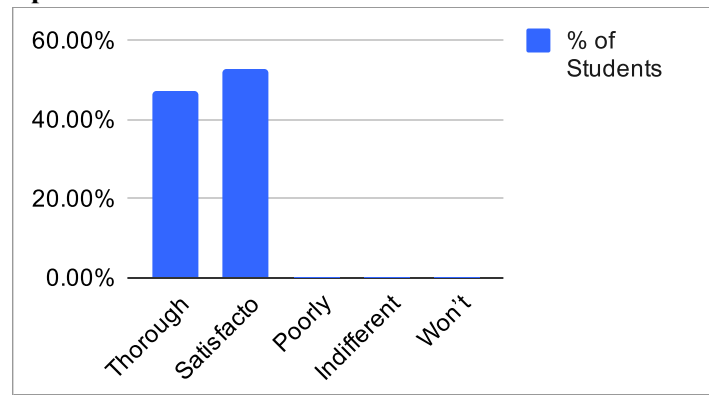
% of Syllabus	% of Students
85 to 100%	70.59%
70 to 84%	29.41%
55 to 69%	0.00%
30 to 54%	0.00%
Below 30%	0.00%



% Satisfaction
100.00%
Remark
Excellent

2. How well did the teachers prepare for the classes?

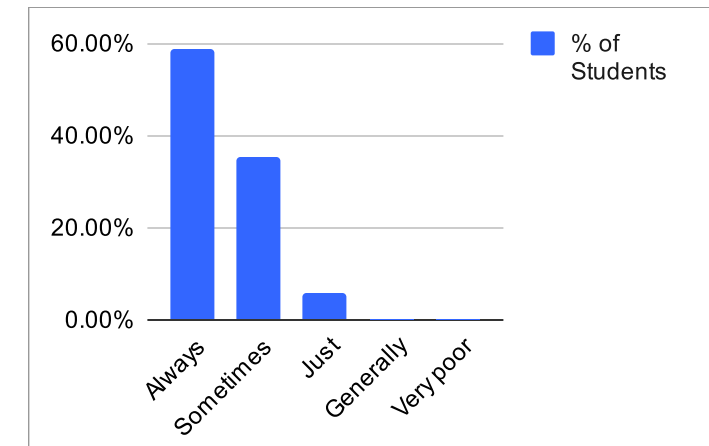
Ratings	% of Students
Thoroughly	47.06%
Satisfactorily	52.94%
Poorly	0.00%
Indifferently	0.00%
Won't teach at all	0.00%



% Satisfaction
100.00%
Remark
Excellent

3. How well were the teachers able to communicate?

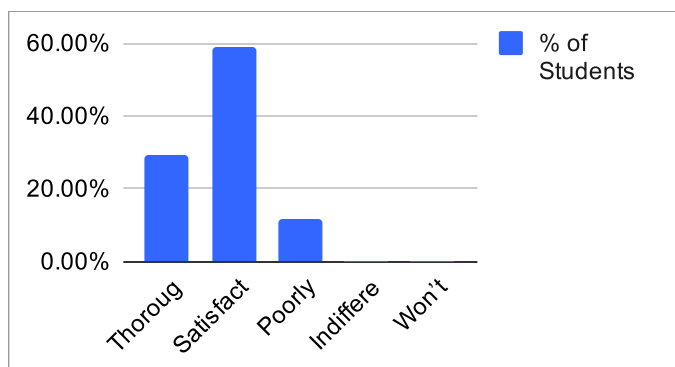
Ratings	% of Students
Always effective	58.82%
Sometimes effective	35.29%
Just satisfactorily	5.88%
Generally ineffective	0.00%
Very poor communication	0.00%



% Satisfaction
94.12%
Remark
Excellent

4. The teacher's approach to teaching can best be described as

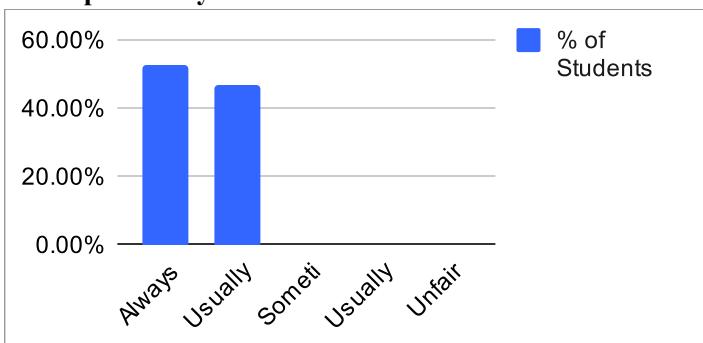
Ratings	% of Students
Thoroughly	29.41%
Satisfactorily	58.82%
Poorly	11.76%
Indifferently	0.00%
Won't teach at all	0.00%



% Satisfaction
88.24%
Remark
Excellent

5. Fairness of the internal evaluation process by the teachers.

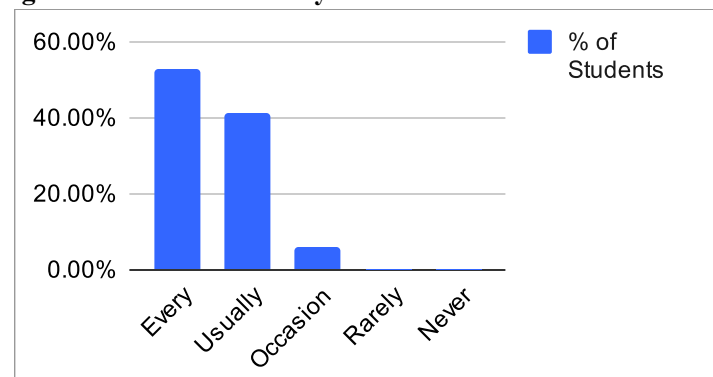
Ratings	% of Students
Always fair	52.94%
Usually fair	47.06%
Sometimes	0.00%
Usually unfair	0.00%
Unfair	0.00%



% Satisfaction
100.00%
Remark
Excellent

6. Was your performance in assignments discussed with you?

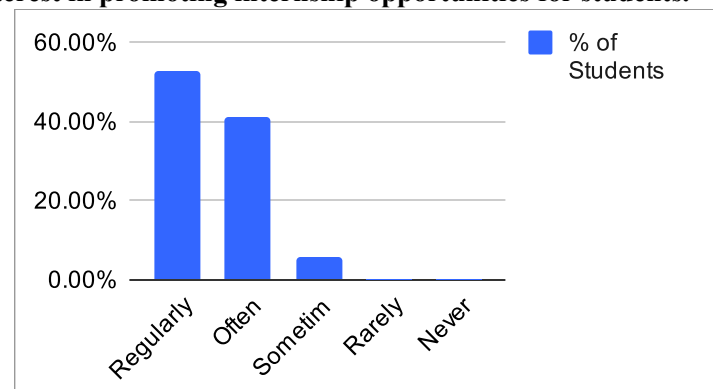
Ratings	% of Students
Every time	52.94%
Usually	41.18%
Occasionally/Sometimes	5.88%
Rarely	0.00%
Never	0.00%



% Satisfaction
94.12%
Remark
Excellent

7. The institute takes active interest in promoting internship opportunities for students.

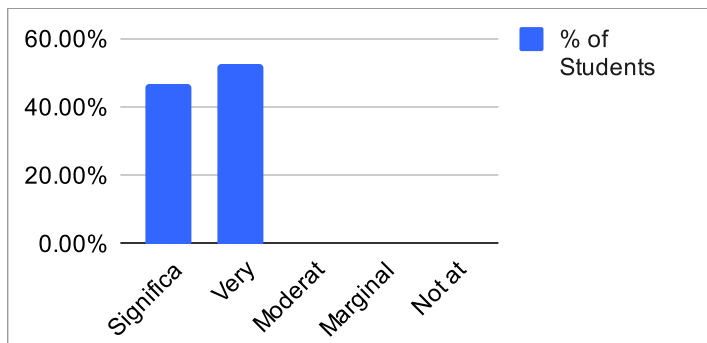
Ratings	% of Students
Regularly	52.94%
Often	41.18%
Sometimes	5.88%
Rarely	0.00%
Never	0.00%



% Satisfaction
94.12%
Remark
Excellent

8 The teaching and mentoring process in your institution facilitates you in cognitive, social and emotional growth.

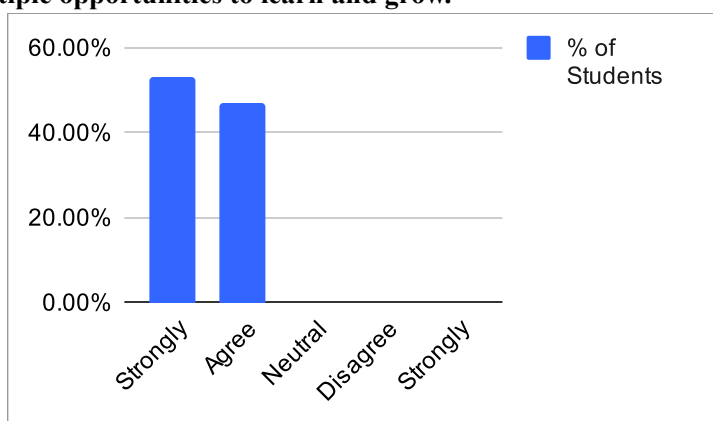
Ratings	% of Students
Significantly	47.06%
Very well	52.94%
Moderately	0.00%
Marginally	0.00%
Not at all	0.00%



% Satisfaction
100.00%
Remark
Excellent

9. The institution provides multiple opportunities to learn and grow.

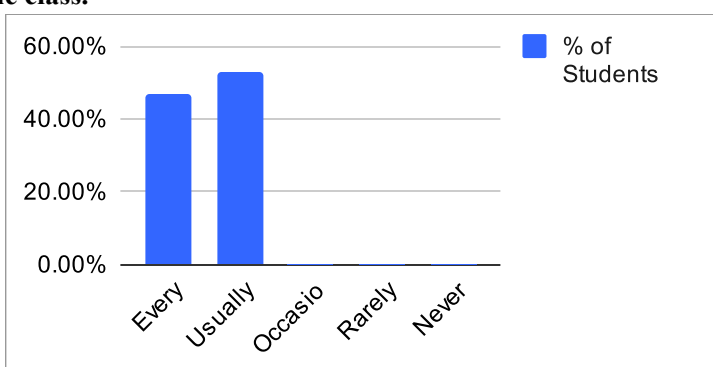
Ratings	% of Students
Strongly agree	52.94%
Agree	47.06%
Neutral	0.00%
Disagree	0.00%
Strongly disagree	0.00%



% Satisfaction
100.00%
Remark
Excellent

10. Teachers inform you about your expected competencies, course outcomes and programme outcomes and review the course syllabus in the class.

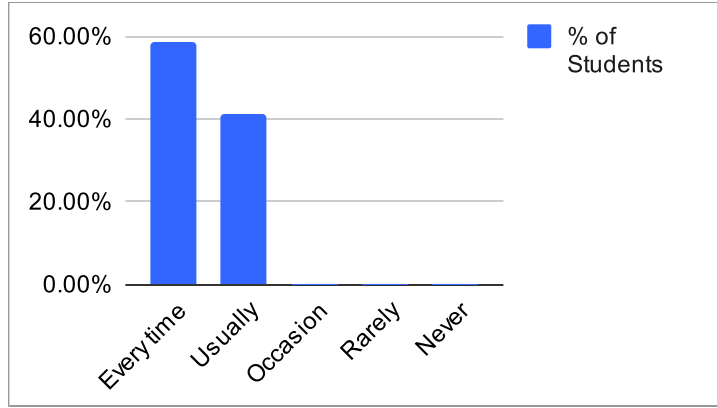
Ratings	% of Students
Every time	47.06%
Usually	52.94%
Occasionally/So metimes	0.00%
Rarely	0.00%
Never	0.00%



% Satisfaction
100.00%
Remark
Excellent

11. Your mentor does a necessary follow-up with an assigned task to you.

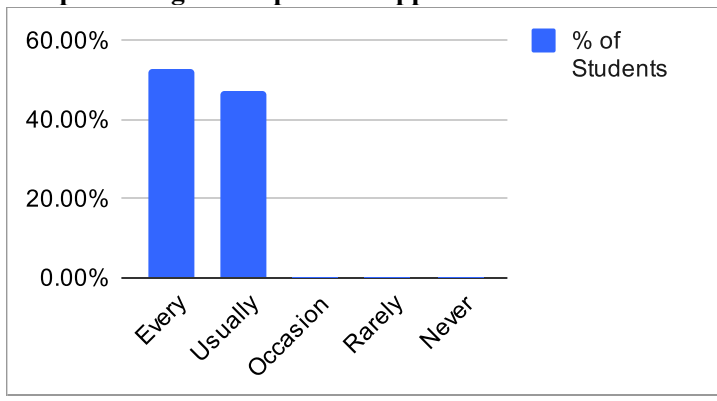
Ratings	% of Students
Every time	58.82%
Usually	41.18%
Occasionally/So metimes	0.00%
Rarely	0.00%
Never	0.00%



% Satisfaction
100.00%
Remark
Excellent

12. The teachers illustrate the concepts through examples and application:

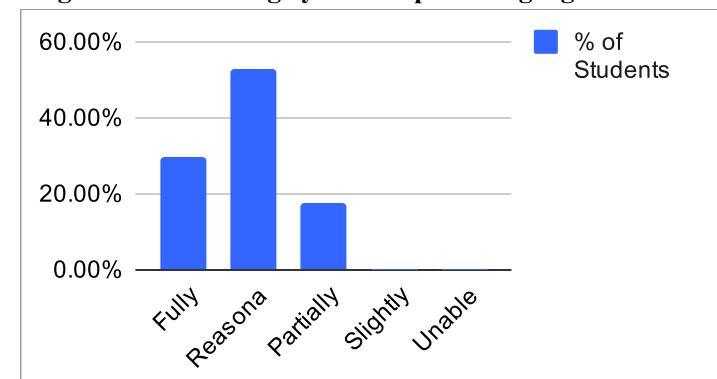
Ratings	% of Students
Every time	52.94%
Usually	47.06%
Occasionally/So metimes	0.00%
Rarely	0.00%
Never	0.00%



% Satisfaction
100.00%
Remark
Excellent

13. The teachers identify your strengths and encourage you with providing right level of challenges.

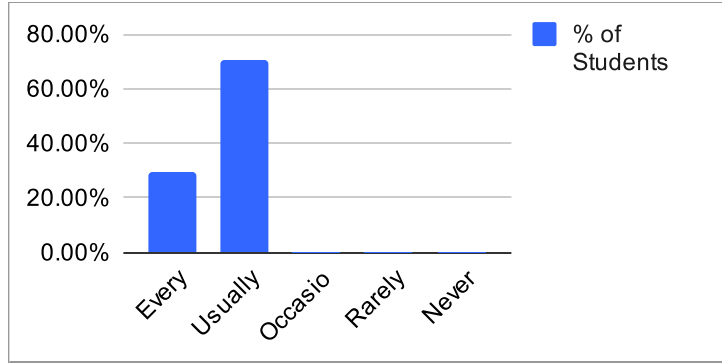
Ratings	% of
Fully	29.41%
Reasonably	52.94%
Partially	17.65%
Slightly	0.00%
Unable to	0.00%



% Satisfaction
82.35%
Remark
Very Good

14. Teachers are able to identify your weaknesses and help you to overcome them.

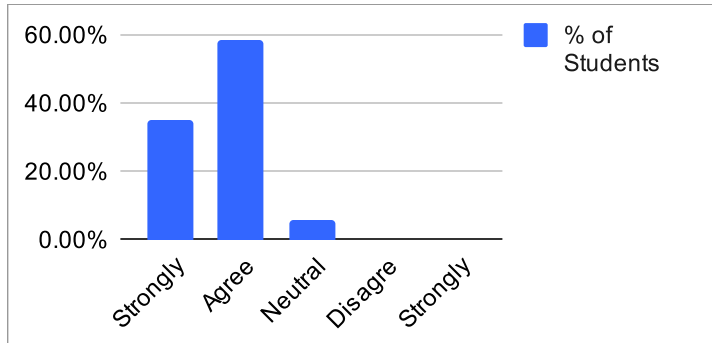
Ratings	% of Students
Every time	29.41%
Usually	70.59%
Occasionally/Sometimes	0.00%
Rarely	0.00%
Never	0.00%



% Satisfaction
100.00%
Remark
Excellent

15. The institution makes effort to engage students in the monitoring, review and continuous quality improvement of the teaching learning process

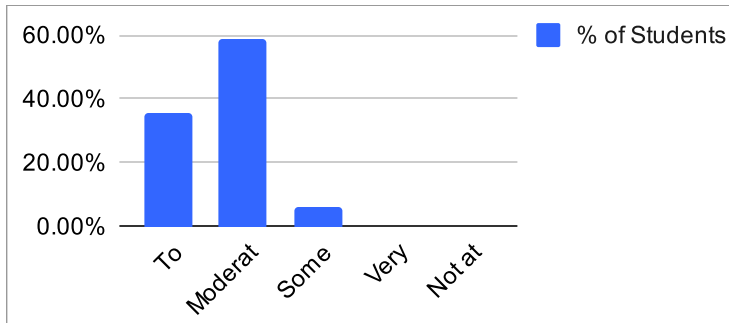
Ratings	% of
Strongly agree	35.29%
Agree	58.82%
Neutral	5.88%
Disagree	0.00%
Strongly disagree	0.00%



% Satisfaction
94.12%
Remark
Excellent

16. The institute/ teachers use student centric methods, such as experiential learning, participative learning and problem solving methodologies for enhancing learning experiences.

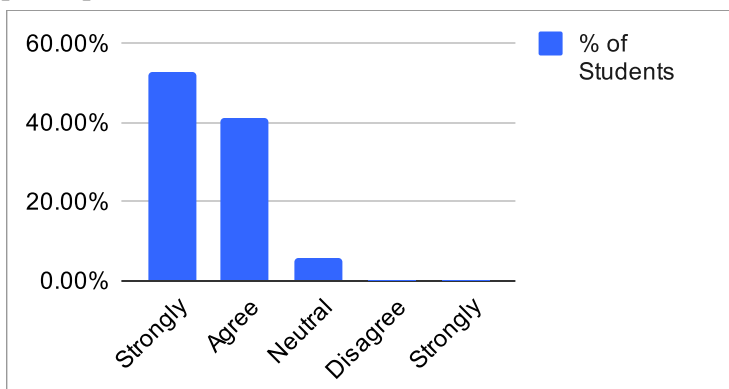
Ratings	% of Students
To great extent	35.29%
Moderate	58.82%
Some what	5.88%
Very Little	0.00%
Not at All	0.00%



% Satisfaction
94.12%
Remark
Excellent

17. Teachers encourage you to participate in extracurricular activities

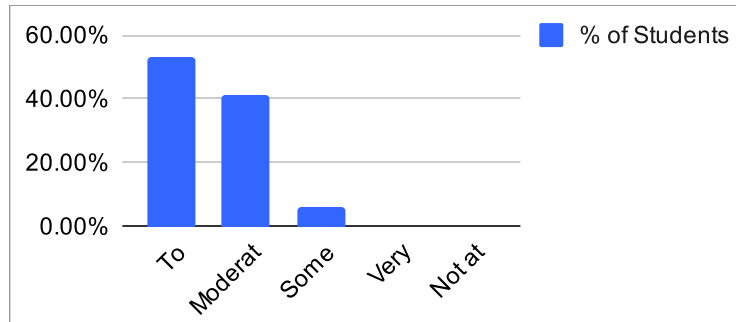
Ratings	% of
Strongly agree	52.94%
Agree	41.18%
Neutral	5.88%
Disagree	0.00%
Strongly disagree	0.00%



% Satisfaction
94.12%
Remark
Excellent

18. Efforts are made by the institute/ teachers to inculcate soft skills, life skills and employability skills to make you ready for the world of work.

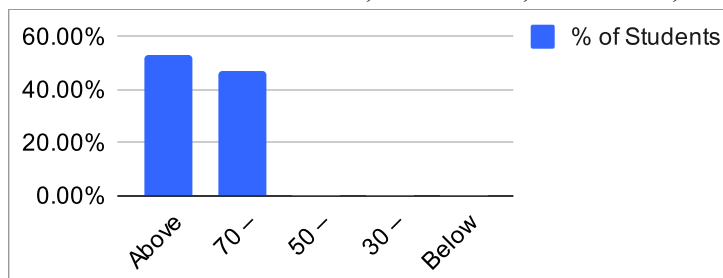
Ratings	% of Students
To great extent	52.94%
Moderate	41.18%
Some what	5.88%
Very Little	0.00%
Not at All	0.00%



% Satisfaction
94.12%
Remark
Excellent

19. What percentage of teachers uses ICT tools such as PPTs, Multimedia, animations, etc. while teaching.

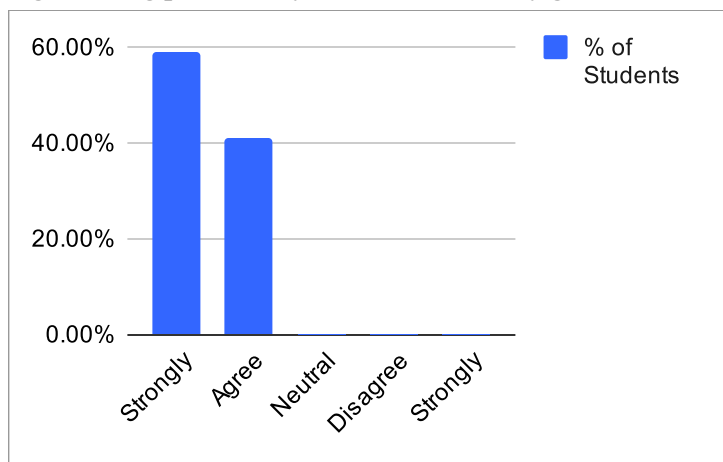
Ratings	% of
Above 90%	52.94%
70 – 89%	47.06%
50 – 69%	0.00%
30 – 49%	0.00%
Below 29%	0.00%



% Satisfaction
100.00%
Remark
Excellent

20. The overall quality of teaching-learning process in your institute is very good.

Ratings	% of Students
Strongly agree	58.82%
Agree	41.18%
Neutral	0.00%
Disagree	0.00%
Strongly disagree	0.00%



% Satisfaction
100.00%
Remark
Excellent

Feedback Incharge

Head of Department



S.B.JAIN INSTITUTE OF TECHNOLOGY, MANAGEMENT & RESEARCH, NAGPUR
DEPARTMENT OF INFORMATION TECHNOLOGY

To create proficient and creative professionals with high moral values in the field of Information Technology as per industry needs.



Session:2020-21(ODD)

Teacher's Suggestions for Departmental/Institutional growth and improvement

Sr. No.	Name of faculty	At least two suggestions for Departmental/Institutional growth/improvement
1	Dr. Rupali K. Kelkar
2	Ramanand Samdekar	----
3	Mr.Dhirajkumar Gupta	----
4	Ratnesh Kumar Choudhary	1. We should go for NBA Accreditation. 2. We should go for Autonomy as well.
5	Nisarg Gandhewar	Introduction of new courses like AIML, cyber security to meet current requirement and Advanced Hands on workshop on latest technology to improve technical skill.
6	Animesh Tayal	Department / Institute must be ready for online teaching chalanges. Also we should focus on Project based learning.
7	Pranita Chaudhary	----

Feedback Incharge

Head of Department



S.B.JAIN INSTITUTE OF TECHNOLOGY, MANAGEMENT & RESEARCH, NAGPUR
DEPARTMENT OF INFORMATION TECHNOLOGY

To create proficient and creative professionals with high moral values in the field of Information Technology as per industry needs.



Session:2020-21(ODD)

Teacher's Suggestions for Departmental/Institutional growth and improvement

Sr. No.	Name of faculty	At least two suggestions for Departmental/Institutional growth/improvement
1	Dr. Rupali K. Kelkar
2	Ramanand Samdekar	----
3	Mr.Dhirajkumar Gupta	----
4	Ratnesh Kumar Choudhary	1. We should go for NBA Accreditation. 2. We should go for Autonomy as well.
5	Nisarg Gandhewar	Introduction of new courses like AIML, cyber security to meet current requirement and Advanced Hands on workshop on latest technology to improve technical skill.
6	Animesh Tayal	Department / Institute must be ready for online teaching chalanges. Also we should focus on Project based learning.
7	Pranita Chaudhary	----

Feedback Incharge

Head of Department




**S. B. JAIN INSTITUTE OF TECHNOLOGY, MANAGEMENT
& RESEARCH, NAGPUR.**

(An Autonomous Institute, Affiliated to RTMNU, Nagpur)

DEPARTMENT OF INFORMATION TECHNOLOGY

To become a center for quality education in the field of Computer Science & Engineering and to create competent professionals.



Session:2020-21(Even)

Teacher's Suggestions for Departmental / Institutional Growth /Improvement:

Sr. No.	Name of faculty:	Subject Taught (Theory)/Semester	Subject Taught (Practical)/Semester	suggestions for Departmental/Institutional growth/improvement:
1	Ms. Pranita Chaudhary	-	Distributed Systems / 7th Sem IT	It would be always great if Theory & practical to be allotted to one faculty for a subject to avoid teaching & learning discrepancy that results into confusion among teachers & students as well.
2	Dr. Rupali K. Kelkar	Discrete Mathematics & Graph Theory
3	Nisarg Gandhewar	OOM (IV IT)		online certification.
4	Tarang Boharupi	Database Management system	Database Management system	NA
5	Rashmi Dagde	Embedded System		Availability of Books
6	Ms. Snehal Dongre	Computer Architecture and Organization.		Overall institution is good.
7	Nikesh Vijayrao Aote	Computer Networks		Available of hardware resources
8	Jitesh Zade	Operating System		Can implement virtual lab concept
9	Mrs.Priya Khobragade	Machine Learning		Work on AI ML area

Feedback Incharge

Head of Department



S.B.JAIN INSTITUTE OF TECHNOLOGY, MANAGEMENT & RESEARCH, NAGPUR
DEPARTMENT OF INFORMATION TECHNOLOGY

To create proficient and creative professionals with high moral values in the field of Information Technology as per industry needs.



Session:2020-21(ODD)

Teacher's Suggestion for Content Beyond Syllabus

Sr. No.	Name of faculty	Subject Taught (Theory) /Semester	Subject Taught (Practical) /Semester	Your valuable suggestion towards review of syllabus/course contents taught by you:
1	Dr. Rupali K. Kelkar	Applied Mathematics	NA	---
2	Ramanand Samdekar	JAVA Programming/ V	JAVA Programming/ V	Syllabus is ok
3	Mr. Dhirajkumar Gupta	Data Communication/5th Semester	NA	Add basic networking then start syllabus
4	Ratnesh Kumar Choudhary	Advanced C Programming & Logic Design	Advanced C Programming & Logic Design Lab, Language Processor Lab	We should upgrade the syllabus time to time so that we can add latest topics & technology.
5	Nisarg Gandhewar	BDABI (VII CSE) and DBMS (V CSE)	DBMS (V CSE)	Students missing classroom lecture.
6	Animesh Tayal	Language Processor	Language Processor	It should include some example of latest Compiler also
7	Pranita Chaudhary	Mobile Computing - 7th Sem	---	---

Feedback Incharge

Head of Department




**S. B. JAIN INSTITUTE OF TECHNOLOGY, MANAGEMENT
& RESEARCH, NAGPUR.**

(An Autonomous Institute, Affiliated to RTMNU, Nagpur)

DEPARTMENT OF INFORMATION TECHNOLOGY

To become a center for quality education in the field of Computer Science & Engineering and to create competent professionals.



Session:2020-21(Even)

Teacher's Suggestion for Content Beyond Syllabus

Sr. No.	Name of faculty:	Subject Taught (Theory)/Semester	Subject Taught (Practical) /Semester	Scope of content beyond syllabus/contemporary topics that could be included in the next semester:
1	Ms. Pranita Chaudhary	-	Distributed Systems / 7th Sem IT	-
2	Dr. Rupali K. Kelkar	Discrete Mathematics & Graph Theory
3	Nisarg Gandhewar	OOM (IV IT)		will conduct more advanced topic.
4	Tarang Boharupi	Database Management system	Database Management system	NA
5	Rashmi Dagde	Embedded System		Recent trends in embedded System
6	Ms. Snehal Dongre	Computer Architecture and Organization.		Topic include - Knowledge of Processors.
7	Nikesh Vijayrao Aote	Computer Networks		Practical knowledge is more important
8	Jitesh Zade	Operating System		IOS and latest processors like I3, I5.
9	Mrs.Priya Khobragade	Machine Learning		Practical portion of this subject

Feedback Incharge

Head of Department



S.B.JAIN INSTITUTE OF TECHNOLOGY, MANAGEMENT & RESEARCH, NAGPUR
DEPARTMENT OF INFORMATION TECHNOLOGY

To create proficient and creative professionals with high moral values in the field of Information Technology as per industry needs.



Session:2020-21(ODD)

Teacher's Feedback Syllabus Coverage & Use of ICT

Sr. No.	Name of faculty:	Subject Taught (Theory) /Semester	Subject Taught (Practical)/Semester	Adequate coverage of syllabus (All theory)	Adequate coverage of syllabus (All Practical)	Use of ICT viz. LCD projector, audio and video aids. (All Theory)	Use of ICT viz. LCD projector, audio and video aids, etc. (All Practical)
1	Dr. Rupali K. Kelkar	Applied Mathematics	NA	100%	NA	85%-100%	85%-100%
2	Ramanand Samdekar	JAVA Programming/ Vth sem IT	JAVA Programming/ Vth sem IT	100%	100%	70-85%	70-85%
3	Mr.Dhirajkumar Gupta	Data Communication/5th Semester	NA	100%	NA	85%-100%	85%-100%
4	Ratnesh Kumar Choudhary	Advanced C Programming & Logic Design	Advanced C Programming & Logic	100%	100%	85%-100%	85%-100%
5	Nisarg Gandhewar	BDABI (VII CSE) and DBMS (V CSE)	DBMS (V CSE)	100%	100%	85%-100%	85%-100%
6	Animesh Tayal	Language Processor	Language Processor	100%	100%	85%-100%	85%-100%
7	Pranita Chaudhary	Mobile Computing - 7th Sem		100%	<75%	85%-100%	85%-100%

Feedback Incharge

Head of Department



S. B. JAIN INSTITUTE OF TECHNOLOGY, MANAGEMENT & RESEARCH, NAGPUR.

(An Autonomous Institute, Affiliated to RTMNU, Nagpur)

DEPARTMENT OF INFORMATION TECHNOLOGY

To become a center for quality education in the field of Computer Science & Engineering and to create competent professionals.



Session:2020-21(Even)

Teacher's Feedback Syllabus Coverage & Use of ICT

Sr. No.	Name of faculty:	Subject Taught (Theory)/Semester	Subject Taught (Practical) /Semester	Adequate coverage of syllabus (All theory)	Adequate coverage of syllabus (All Practical)	Use of ICT viz. LCD projector, audio and video aids. (All Theory)	Use of ICT viz. LCD projector, audio and video aids, etc. (All Practical)
1	Ms. Pranita Chaudhary	-	Distributed Systems / 7th Sem IT	100%	100%	85%-100%	85%-100%
2	Dr. Rupali K. Kelkar	Discrete Mathematics & Graph Theory	100%	100%	85%-100%	85%-100%
3	Nisarg Gandhewar	OOM (IV IT)		100%	100%	85%-100%	85%-100%
4	Tarang Boharupi	Database Management system	Database Management system	100%	100%	85%-100%	85%-100%
5	Rashmi Dagde	Embedded System		100%	100%	70-85%	70-85%
6	Ms. Snehal Dongre	Computer Architecture and Organization.		100%	<75%	85%-100%	<40%
7	Nikesh Vijayrao Aote	Computer Networks		100%	100%	85%-100%	85%-100%
8	Jitesh Zade	Operating System		100%	100%	85%-100%	85%-100%
9	Mrs.Priya Khobragade	Machine Learning		100%	100%	85%-100%	85%-100%

Feedback Incharge

Head of Department



Session: 2020-21 (ODD)

Parent's Feedback Analysis

No. of Parents Attended PTM : 27

Sem: V & VII

Sr. No	Questions	Question wise % Rating	Overall % Rating
1	Rate your observation about your ward regarding familiarized with program curriculum provided by teachers.	96.30	87.91
2	Rate your observation about your ward feeling safe & secure at institutes's premises.	100.00	
3	Please rate about Academic Standard of institute.	96.30	
4	Please rate about Teaching Methodology of institute.	96.30	
5	Please rate about Personal Attention to your ward from institute.	100.00	
6	Please rate about the Library Facility of institute.	96.30	
7	Please rate about Transportation Facility of institute.	92.59	
8	Please rate about Canteen Facility of institute.	92.59	
9	Please rate about Sports Facility of institute.	77.78	
10	Rate your observation about your ward making constructing progress in building up his/her carrier.	92.59	
11	Please rate the opportunities(Value added courses, extracurricular activities, exposure to the industries etc..) provided by institute to enhance your ward's professional growth.	88.89	
12	Rate your observation to encourage your ward for his/her social development by faculties.	85.19	
13	Rate your observation for enhancement in your ward's communication skill.	92.59	
14	Rate your observation about the grievance/complaint attended in reasonable time by the institute authorities.	92.59	
15	How much this Parent-Teacher meet was beneficial in understanding your ward's growth and progress in the institute?	88.89	
16	Does your child regularly inform you about his/her performance in the institute?	96.30	
17	Is your ward treated impartially and with esteem by the faculties of the college?	48.15	
18	Have you informed from class in-charge about your child's misconduct/poor attendance/ ill health time to time (if any)?	37.04	
19	Will you recommend the institute to your close relatives/acquaintance?	100.00	

Mr. Ratnesh Choudhary
PTM Incharge

Animesh Tayal
Head of Department

Session: 2020-21 (EVEN)

Parent's Feedback Analysis

No. of Parents Attended PTM online : 17

Sem: IV,VI &VIII

Sr. No	Questions	Question wise % Rating	Overall % Rating
1	Rate your observation about your ward regarding familiarized with program curriculum provided by teachers.	100.00	95.36
2	Rate your observation about your ward feeling safe & secure at institutes's premises.	100.00	
3	Please rate about Academic Standard of institute.	100.00	
4	Please rate about Teaching Methodology of institute.	94.12	
5	Please rate about Personal Attention to your ward from institute.	100.00	
6	Please rate about the Library Facility of institute.	94.12	
7	Please rate about Transportation Facility of institute.	94.12	
8	Please rate about Canteen Facility of institute.	94.12	
9	Please rate about Sports Facility of institute.	94.12	
10	Rate your observation about your ward making constructing progress in building up his/her carrier.	100.00	
11	Please rate the opportunities(Value added courses, extracurricular activities, exposure to the industries etc..) provided by institute to enhance your ward's professional growth.	100.00	
12	Rate your observation to encourage your ward for his/her social development by faculties.	100.00	
13	Rate your observation for enhancement in your ward's communication	100.00	
14	Rate your observation about the grievance/complaint attended in reasonable time by the institute authorities.	100.00	
15	How much this Parent-Teacher meet was beneficial in understanding your ward's growth and progress in the institute?	100.00	
16	Does your child regularly inform you about his/her performance in the	100.00	
17	Is your ward treated impartially and with esteem by the faculties of the	70.59	
18	Have you informed from class in-charge about your child's misconduct/poor attendance/ ill health time to time (if any)?	70.59	
19	Will you recommend the institute to your close relatives/acquaintance?	100.00	



Mr. Ratnesh Choudhary
PTM Incharge



Animesh Tayal
Head of Department



Session:2020-21(ODD)

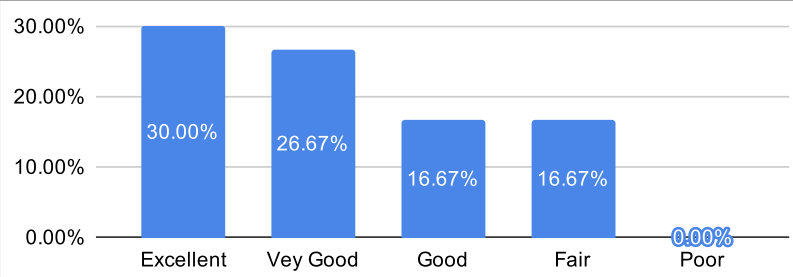
Student Satisfaction Survey Part B (Facility) Feedback Analysis

Semester: 5th Semester

Number of Students participated: 30

1. Adequacy of Laboratory facilities during online teaching learning

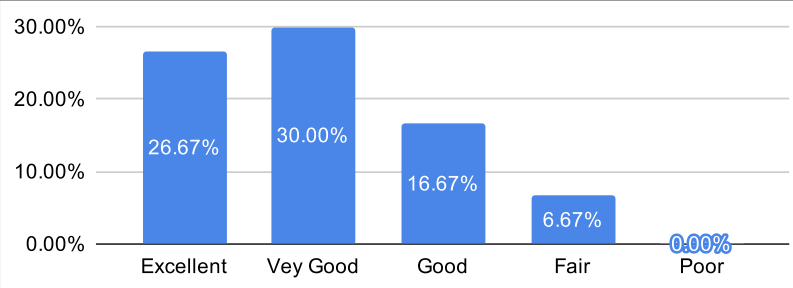
% of Syllabus	% of Students
Excellent	30.00%
Vey Good	26.67%
Good	16.67%
Fair	16.67%
Poor	0.00%



% Satisfaction	73.33%
Remark	Very Good

2. Availability of learning resources (PPTs, pdfs, notes, contents etc.)

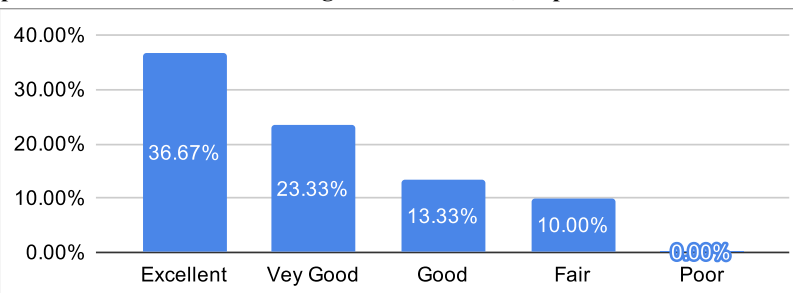
Ratings	% of Students
Excellent	26.67%
Vey Good	30.00%
Good	16.67%
Fair	6.67%
Poor	0.00%



% Satisfaction	56.67%
Remark	Good

3. Mechanism and approach to provide exposure to external world through Guest Lectures, Expert Talks etc.

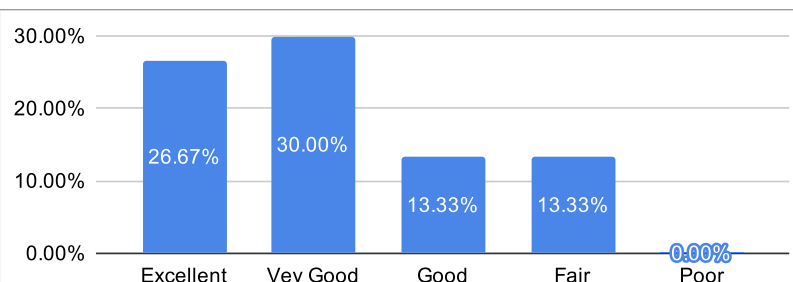
Ratings	% of Students
Excellent	36.67%
Vey Good	23.33%
Good	13.33%
Fair	10.00%
Poor	0.00%



% Satisfaction	60.00%
Remark	Good

4. IT connectivity with Faculties during online classes.

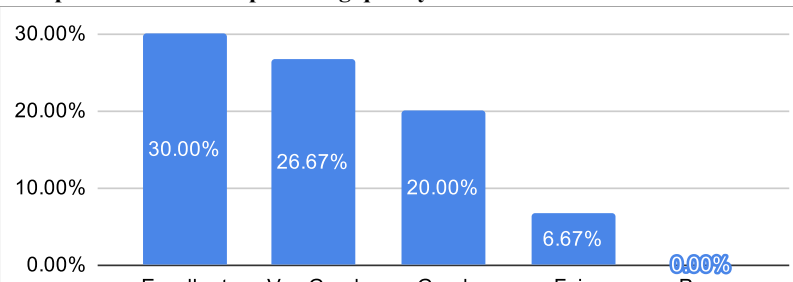
Ratings	% of Students
Excellent	26.67%
Vey Good	30.00%
Good	13.33%
Fair	13.33%
Poor	0.00%



% Satisfaction	56.67%
Remark	Good

5. Overall approach and commitment of the Department towards providing quality Technical and Professional Education.

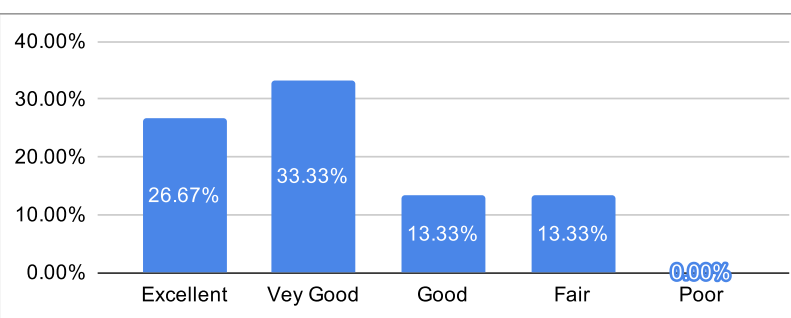
Ratings	% of Students
Excellent	30.00%
Vey Good	26.67%
Good	20.00%
Fair	6.67%
Poor	0.00%



% Satisfaction	56.67%
Remark	Good

6. Mechanism and approach to deal with students/parents grievances

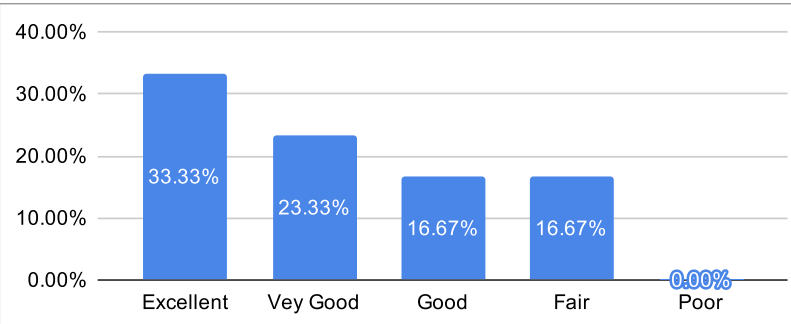
Ratings	% of Students
Excellent	26.67%
Vey Good	33.33%
Good	13.33%
Fair	13.33%
Poor	0.00%



% Satisfaction
60.00%
Remark
Good

7. Students Guidance and mentoring facilities

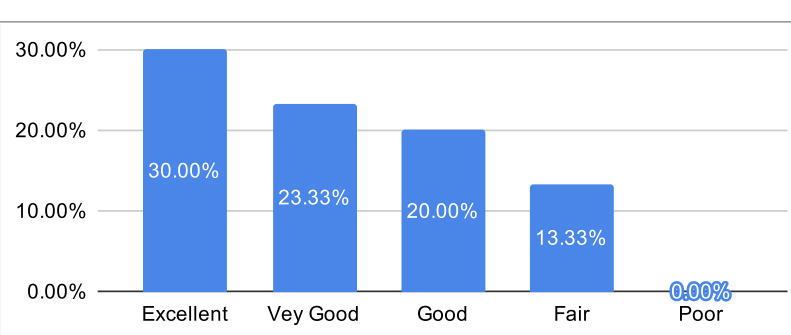
Ratings	% of Students
Excellent	33.33%
Vey Good	23.33%
Good	16.67%
Fair	16.67%
Poor	0.00%



% Satisfaction
56.67%
Remark
Good

8. Use of modern tools and methods

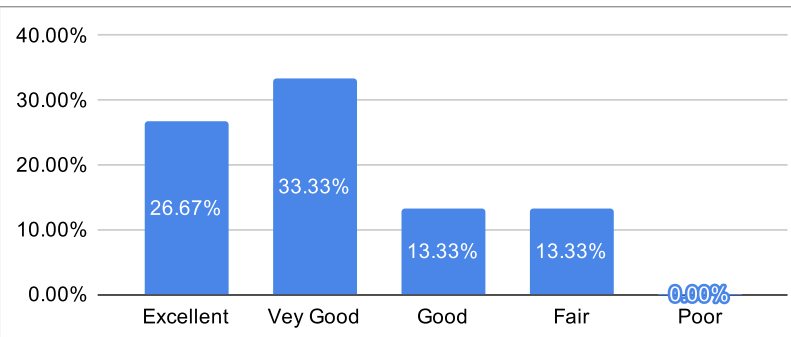
Ratings	% of Students
Excellent	30.00%
Vey Good	23.33%
Good	20.00%
Fair	13.33%
Poor	0.00%



% Satisfaction
53.33%
Remark
Fair

9. Library Facility

Ratings	% of Students
Excellent	26.67%
Vey Good	33.33%
Good	13.33%
Fair	13.33%
Poor	0.00%



% Satisfaction
60.00%
Remark
Good

Feedback Incharge

Head of Department



Session:2020-21(ODD)

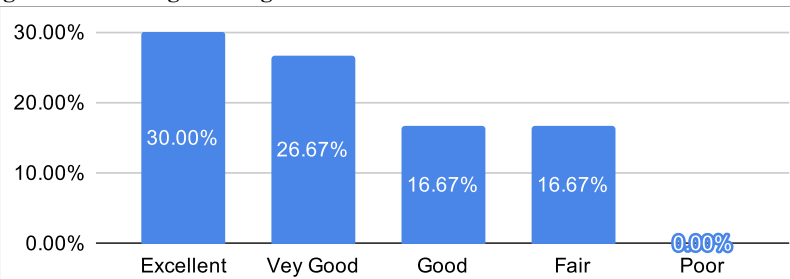
Student Satisfaction Survey Part B (Facility) Feedback Analysis

Semester: 5th Semester

Number of Students participated: 30

1. Adequacy of Laboratory facilities during online teaching learning

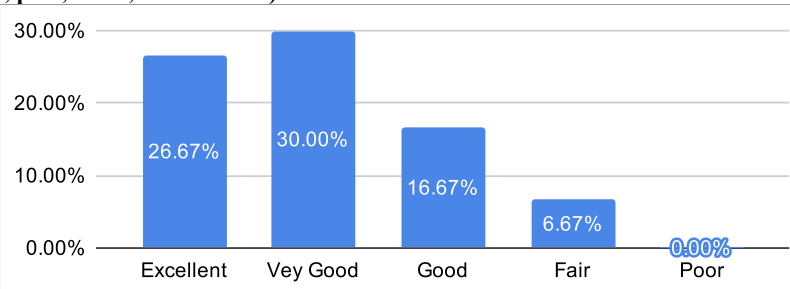
% of Syllabus	% of Students
Excellent	30.00%
Vey Good	26.67%
Good	16.67%
Fair	16.67%
Poor	0.00%



% Satisfaction	73.33%
Remark	Very Good

2. Availability of learning resources (PPTs, pdfs, notes, contents etc.)

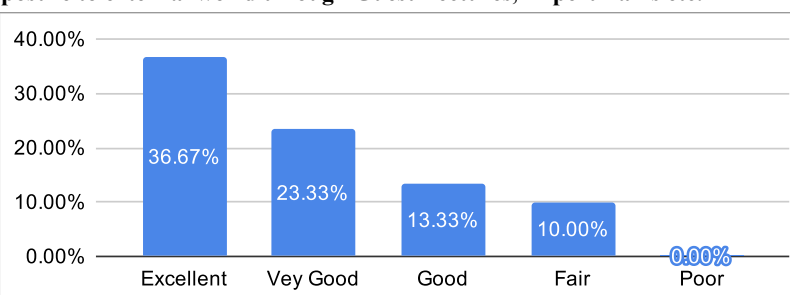
Ratings	% of Students
Excellent	26.67%
Vey Good	30.00%
Good	16.67%
Fair	6.67%
Poor	0.00%



% Satisfaction	56.67%
Remark	Good

3. Mechanism and approach to provide exposure to external world through Guest Lectures, Expert Talks etc.

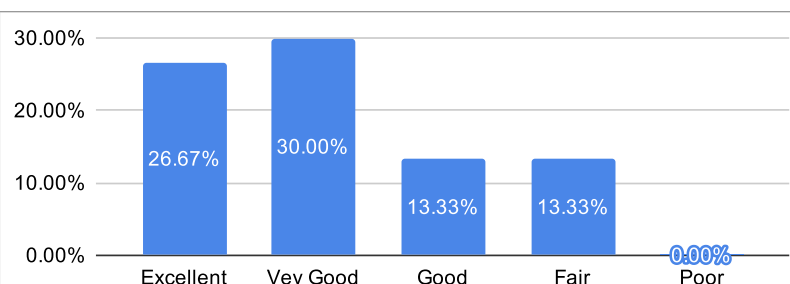
Ratings	% of Students
Excellent	36.67%
Vey Good	23.33%
Good	13.33%
Fair	10.00%
Poor	0.00%



% Satisfaction	60.00%
Remark	Good

4. IT connectivity with Faculties during online classes.

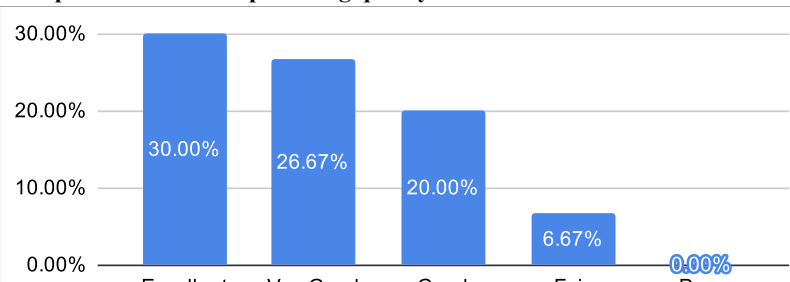
Ratings	% of Students
Excellent	26.67%
Vey Good	30.00%
Good	13.33%
Fair	13.33%
Poor	0.00%



% Satisfaction	56.67%
Remark	Good

5. Overall approach and commitment of the Department towards providing quality Technical and Professional Education.

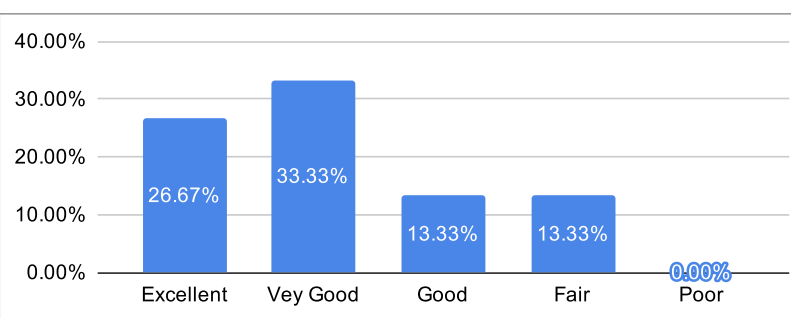
Ratings	% of Students
Excellent	30.00%
Vey Good	26.67%
Good	20.00%
Fair	6.67%
Poor	0.00%



% Satisfaction	56.67%
Remark	Good

6. Mechanism and approach to deal with students/parents grievances

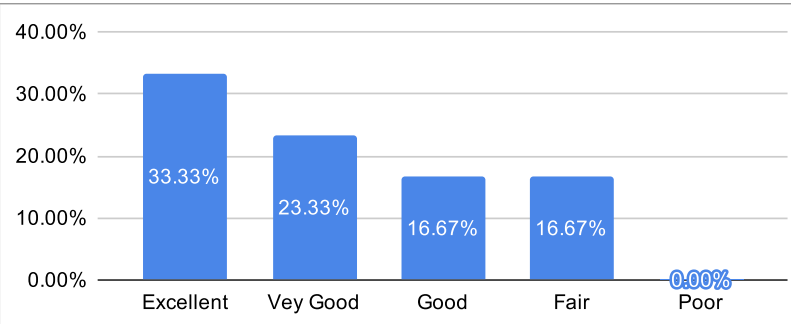
Ratings	% of Students
Excellent	26.67%
Vey Good	33.33%
Good	13.33%
Fair	13.33%
Poor	0.00%



% Satisfaction
60.00%
Remark
Good

7. Students Guidance and mentoring facilities

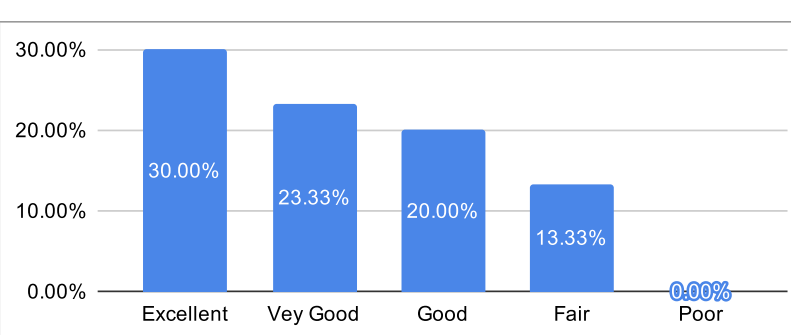
Ratings	% of Students
Excellent	33.33%
Vey Good	23.33%
Good	16.67%
Fair	16.67%
Poor	0.00%



% Satisfaction
56.67%
Remark
Good

8. Use of modern tools and methods

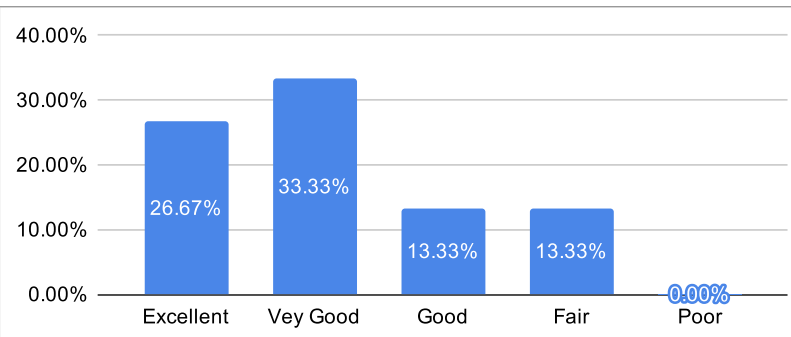
Ratings	% of Students
Excellent	30.00%
Vey Good	23.33%
Good	20.00%
Fair	13.33%
Poor	0.00%



% Satisfaction
53.33%
Remark
Fair

9. Library Facility

Ratings	% of Students
Excellent	26.67%
Vey Good	33.33%
Good	13.33%
Fair	13.33%
Poor	0.00%



% Satisfaction
60.00%
Remark
Good

Feedback Incharge

Head of Department



Session:2020-21(ODD)

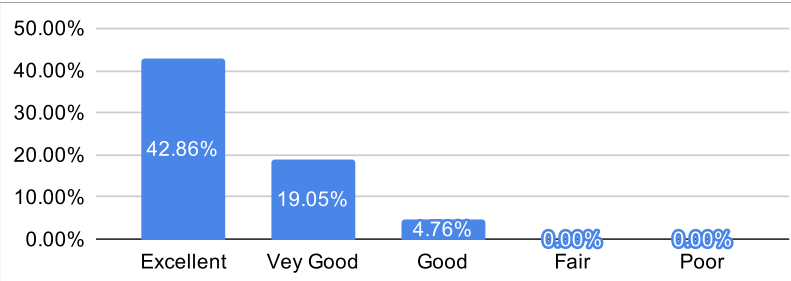
Student Satisfaction Survey Part B (Facility) Feedback Analysis

Semester: 7th Semester

Number of Students participated: 27

1. Adequacy of Laboratory facilities during online teaching learning

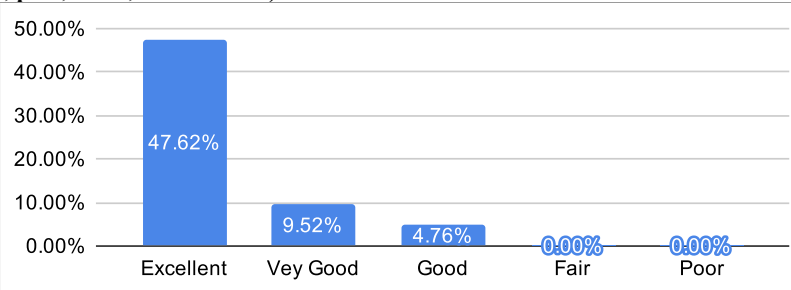
% of Syllabus	% of Students
Excellent	42.86%
Vey Good	19.05%
Good	4.76%
Fair	0.00%
Poor	0.00%



% Satisfaction	66.67%
Remark	Good

2. Availability of learning resources (PPTs, pdfs, notes, contents etc.)

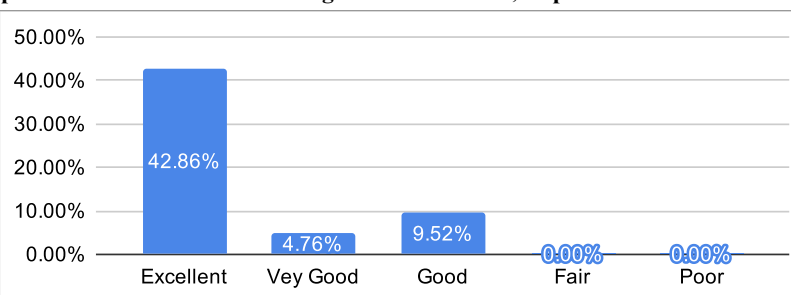
Ratings	% of Students
Excellent	47.62%
Vey Good	9.52%
Good	4.76%
Fair	0.00%
Poor	0.00%



% Satisfaction	57.14%
Remark	Good

3. Mechanism and approach to provide exposure to external world through Guest Lectures, Expert Talks etc.

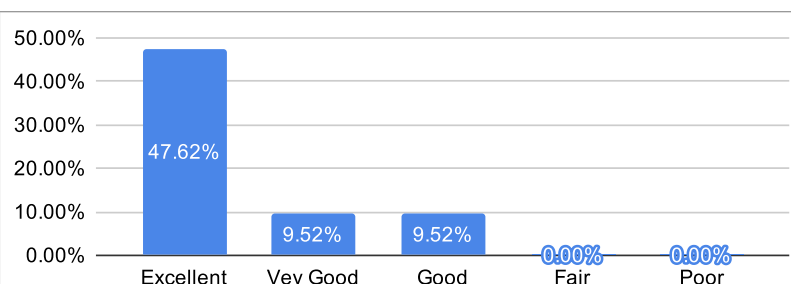
Ratings	% of Students
Excellent	42.86%
Vey Good	4.76%
Good	9.52%
Fair	0.00%
Poor	0.00%



% Satisfaction	47.62%
Remark	Fair

4. IT connectivity with Faculties during online classes.

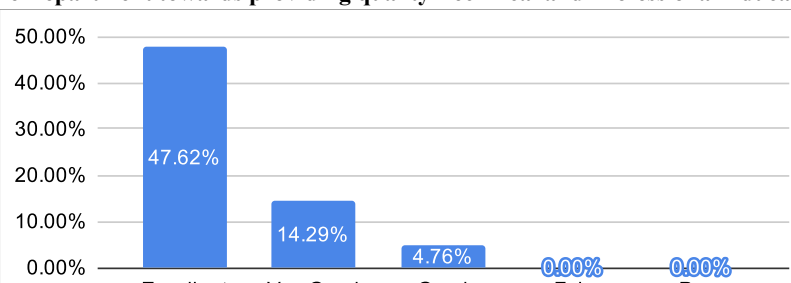
Ratings	% of Students
Excellent	47.62%
Vey Good	9.52%
Good	9.52%
Fair	0.00%
Poor	0.00%



% Satisfaction	57.14%
Remark	Good

5. Overall approach and commitment of the Department towards providing quality Technical and Professional Education.

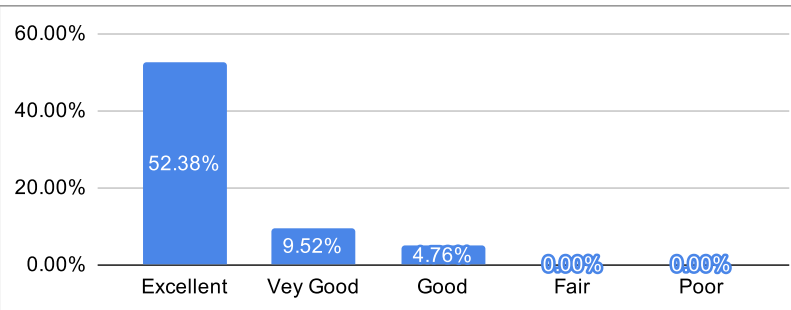
Ratings	% of Students
Excellent	47.62%
Vey Good	14.29%
Good	4.76%
Fair	0.00%
Poor	0.00%



% Satisfaction	61.90%
Remark	Good

6. Mechanism and approach to deal with students/parents grievances

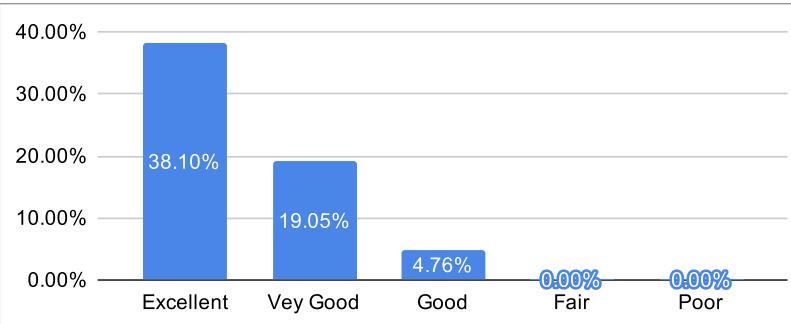
Ratings	% of Students
Excellent	52.38%
Vey Good	9.52%
Good	4.76%
Fair	0.00%
Poor	0.00%



% Satisfaction
61.90%
Remark
Good

7. Students Guidance and mentoring facilities

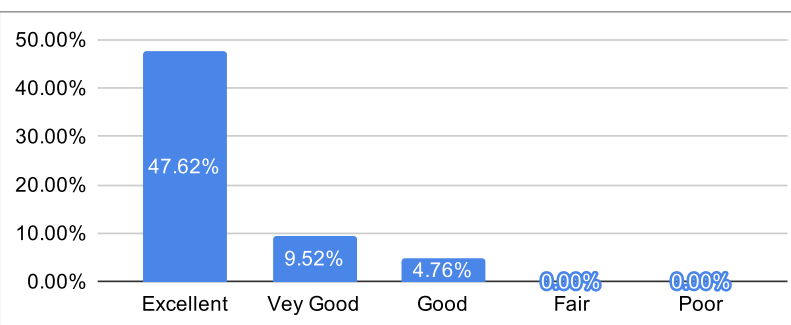
Ratings	% of Students
Excellent	38.10%
Vey Good	19.05%
Good	4.76%
Fair	0.00%
Poor	0.00%



% Satisfaction
57.14%
Remark
Good

8. Use of modern tools and methods

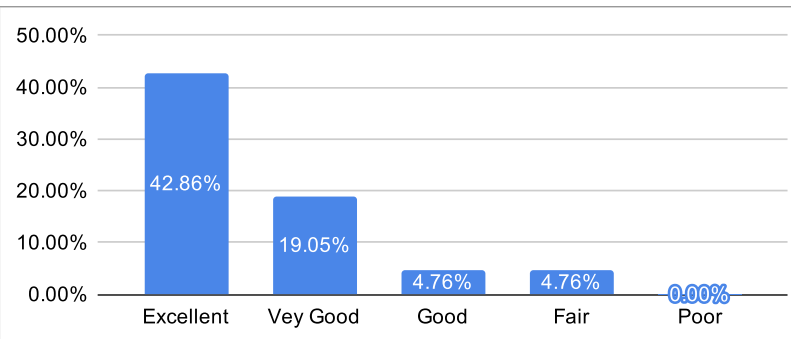
Ratings	% of Students
Excellent	47.62%
Vey Good	9.52%
Good	4.76%
Fair	0.00%
Poor	0.00%



% Satisfaction
57.14%
Remark
Good

9. Library Facility

Ratings	% of Students
Excellent	42.86%
Vey Good	19.05%
Good	4.76%
Fair	4.76%
Poor	0.00%



% Satisfaction
61.90%
Remark
Good

Feedback Incharge

Head of Department




S. B. JAIN INSTITUTE OF TECHNOLOGY, MANAGEMENT & RESEARCH, NAGPUR.

(An Autonomous Institute, Affiliated to RTMNU, Nagpur)

DEPARTMENT OF INFORMATION TECHNOLOGY

To become a center for quality education in the field of Computer Science & Engineering and to create competent professionals.



Session:2020-21(EVEN)

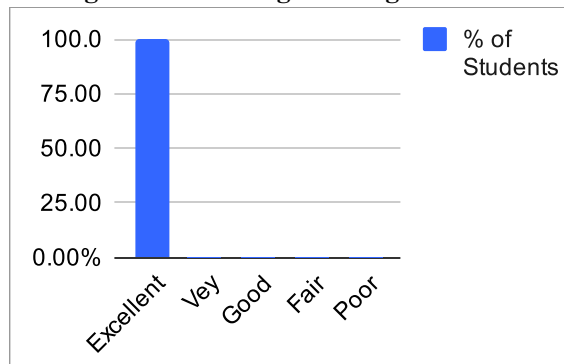
Student Satisfaction Survey Part B (Facility) Feedback Analysis

Semester: 4th

Number of Students participated: 2

1. Adequacy of Laboratory facilities during online teaching learning

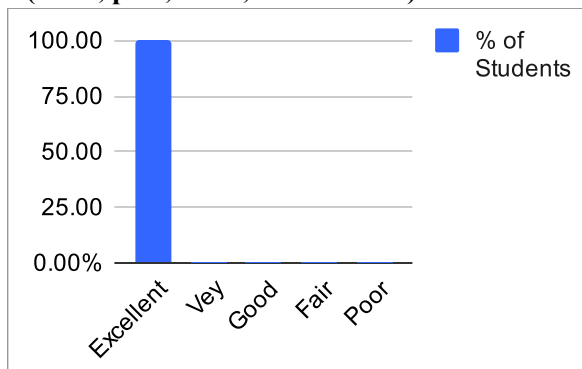
% of Syllabus	% of Students
Excellent	100.00%
Vey Good	0.00%
Good	0.00%
Fair	0.00%
Poor	0.00%



% Satisfaction
100.00%
Remark
Excellent

2. Availability of learning resources (PPTs, pdfs, notes, contents etc.)

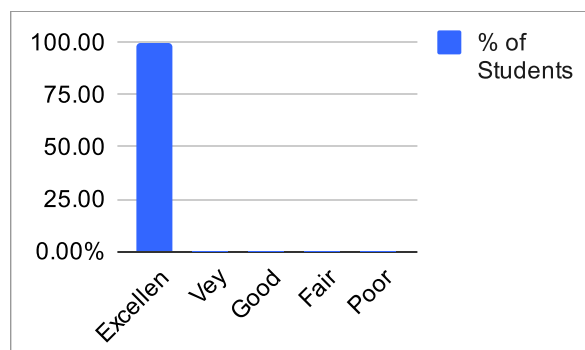
Ratings	% of Students
Excellent	100.00%
Vey Good	0.00%
Good	0.00%
Fair	0.00%
Poor	0.00%



% Satisfaction
100.00%
Remark
Excellent

3. Mechanism and approach to provide exposure to external world through Guest Lectures, Expert Talks etc.

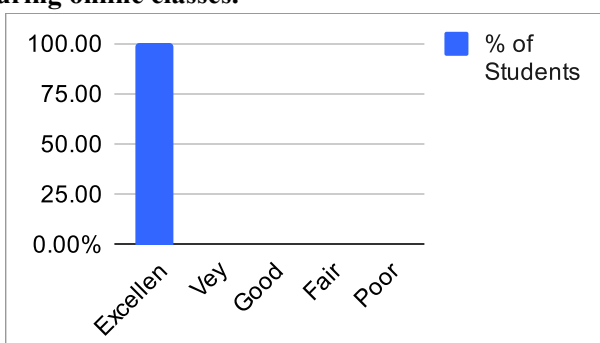
Ratings	% of Students
Excellent	100.00%
Vey Good	0.00%
Good	0.00%
Fair	0.00%
Poor	0.00%



% Satisfaction
100.00%
Remark
Excellent

4. IT connectivity with Faculties during online classes.

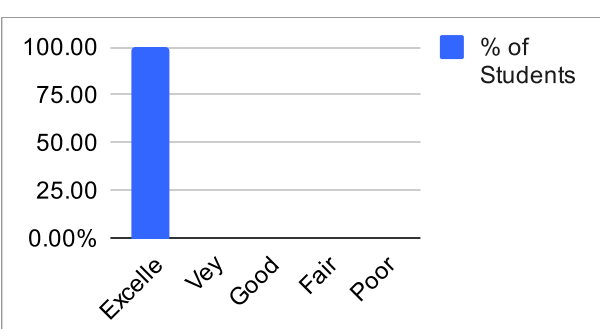
Ratings	% of Students
Excellent	100.00%
Vey Good	0.00%
Good	0.00%
Fair	0.00%
Poor	0.00%



% Satisfaction
100.00%
Remark
Excellent

5. Overall approach and commitment of the Department towards providing quality Technical and Professional Education.

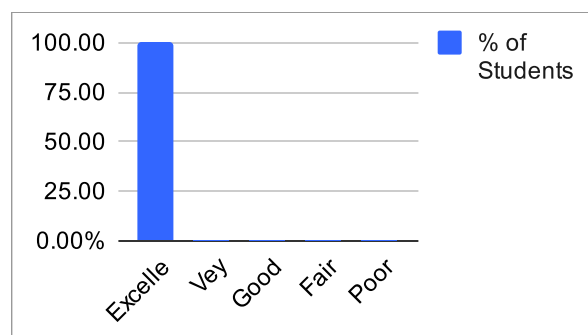
Ratings	% of Students
Excellent	100.00%
Vey Good	0.00%
Good	0.00%
Fair	0.00%
Poor	0.00%



% Satisfaction
100.00%
Remark
Excellent

6. Mechanism and approach to deal with students/parents grievances

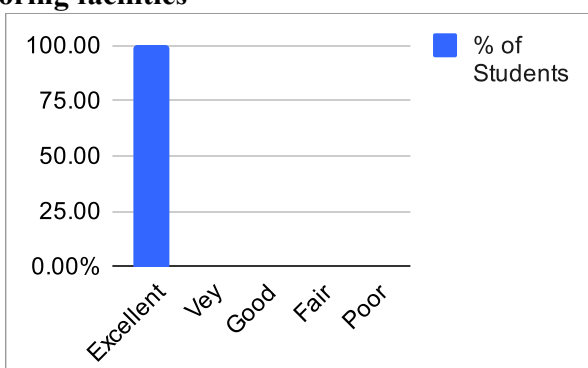
Ratings	% of Students
Excellent	100.00%
Vey Good	0.00%
Good	0.00%
Fair	0.00%
Poor	0.00%



% Satisfaction
100.00%
Remark
Excellent

7. Students Guidance and mentoring facilities

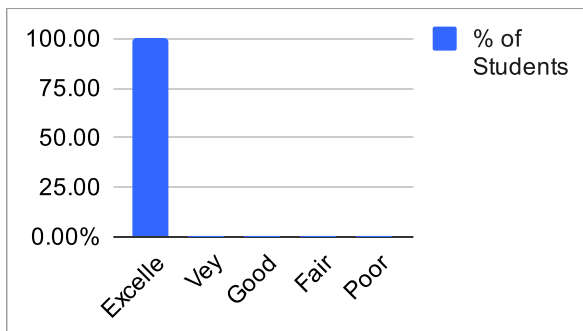
Ratings	% of
Excellent	100.00%
Vey Good	0.00%
Good	0.00%
Fair	0.00%
Poor	0.00%



% Satisfaction
100.00%
Remark
Excellent

8. Use of modern tools and methods

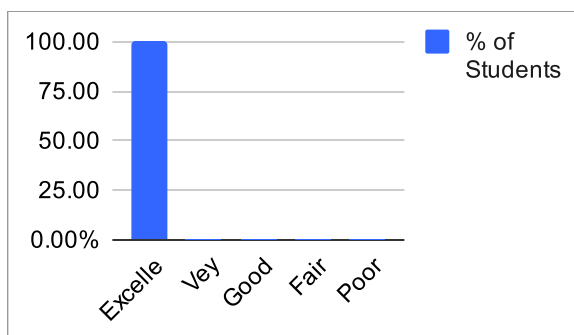
Ratings	% of Students
Excellent	100.00%
Vey Good	0.00%
Good	0.00%
Fair	0.00%
Poor	0.00%



% Satisfaction
100.00%
Remark
Excellent

9. Library Facility

Ratings	% of
Excellent	100.00%
Vey Good	0.00%
Good	0.00%
Fair	0.00%
Poor	0.00%



% Satisfaction
100.00%
Remark
Excellent

Feedback Incharge

Head of Department



S. B. JAIN INSTITUTE OF TECHNOLOGY, MANAGEMENT & RESEARCH, NAGPUR.

(An Autonomous Institute, Affiliated to RTMNU, Nagpur)

DEPARTMENT OF INFORMATION TECHNOLOGY

To become a center for quality education in the field of Computer Science & Engineering and to create competent professionals.



Session:2020-21(EVEN)

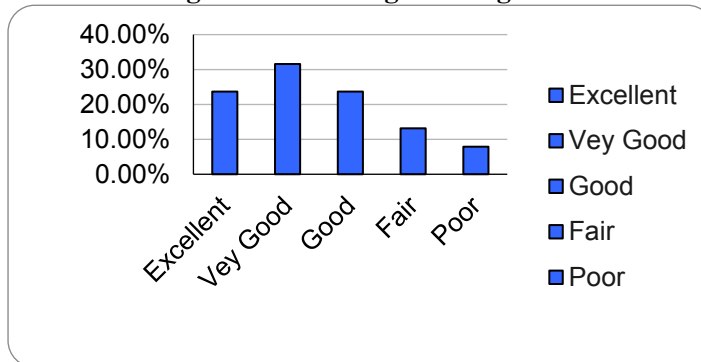
Student Satisfaction Survey Part B (Facility) Feedback Analysis

Semester: 6th

Number of Students participated: 38

1. Adequacy of Laboratory facilities during online teaching learning

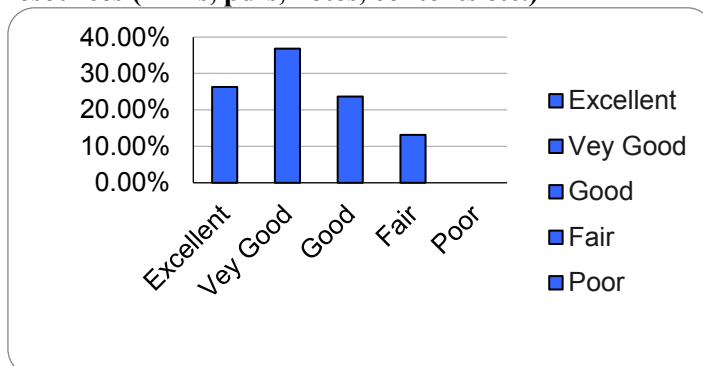
% of Syllabus	% of Students
Excellent	23.68%
Vey Good	31.58%
Good	23.68%
Fair	13.16%
Poor	7.89%



% Satisfaction
55.26%
Remark
Good

2. Availability of learning resources (PPTs, pdfs, notes, contents etc.)

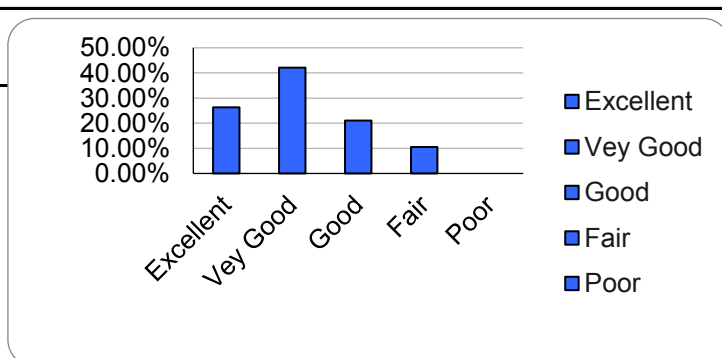
Ratings	% of Students
Excellent	26.32%
Vey Good	36.84%
Good	23.68%
Fair	13.16%
Poor	0.00%



% Satisfaction
63.16%
Remark
Good

3. Mechanism and approach to provide exposure to external world through Guest Lectures, Expert Talks etc

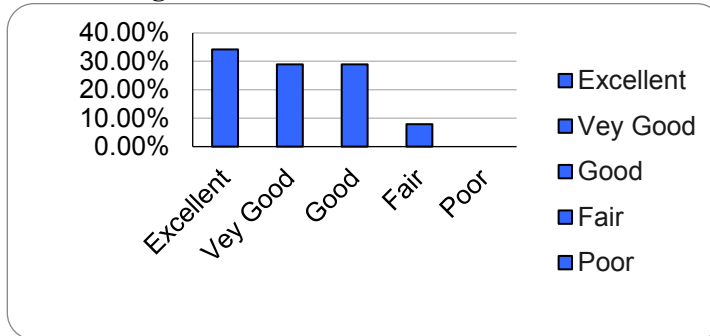
Ratings	% of Students
Excellent	26.32%
Vey Good	42.11%
Good	21.05%
Fair	10.53%
Poor	0.00%



% Satisfaction
68.42%
Remark
Good

4. IT connectivity with Faculties during online classes.

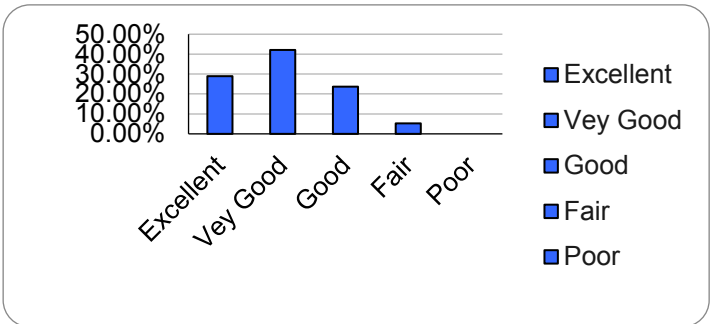
Ratings	% of Students
Excellent	34.21%
Vey Good	28.95%
Good	28.95%
Fair	7.89%
Poor	0.00%



% Satisfaction
63.16%
Remark
Good

5. Overall approach and commitment of the Department towards providing quality Technical and Professional Education.

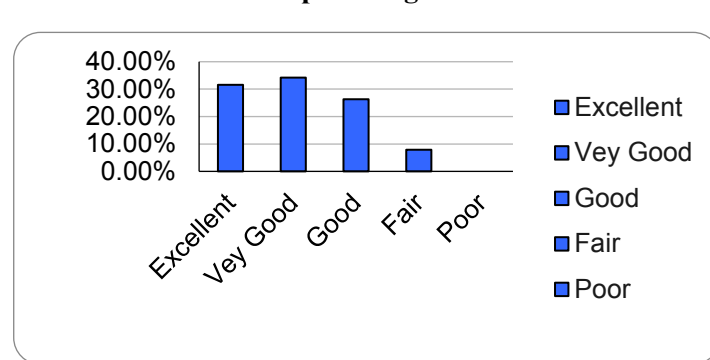
Ratings	% of Students
Excellent	28.95%
Vey Good	42.11%
Good	23.68%
Fair	5.26%
Poor	0.00%



% Satisfaction
71.05%
Remark
Very Good

6. Mechanism and approach to deal with students/parents grievances

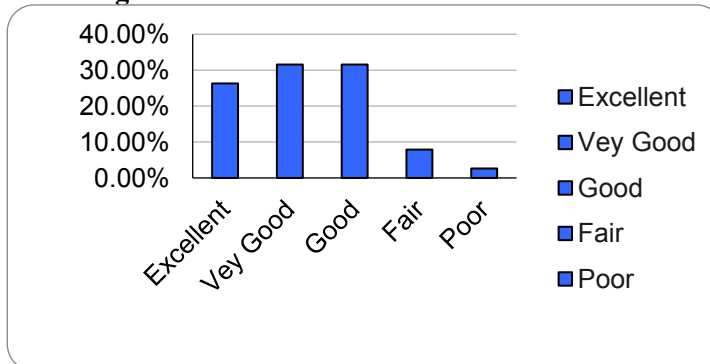
Ratings	% of Students
Excellent	31.58%
Vey Good	34.21%
Good	26.32%
Fair	7.89%
Poor	0.00%



% Satisfaction
65.79%
Remark
Good

7. Students Guidance and mentoring facilities

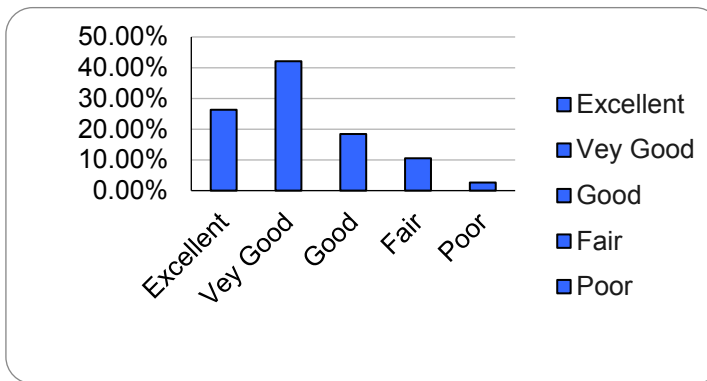
Ratings	% of Students
Excellent	26.32%
Vey Good	31.58%
Good	31.58%
Fair	7.89%
Poor	2.63%



% Satisfaction
57.89%
Remark
Good

8. Use of modern tools and methods

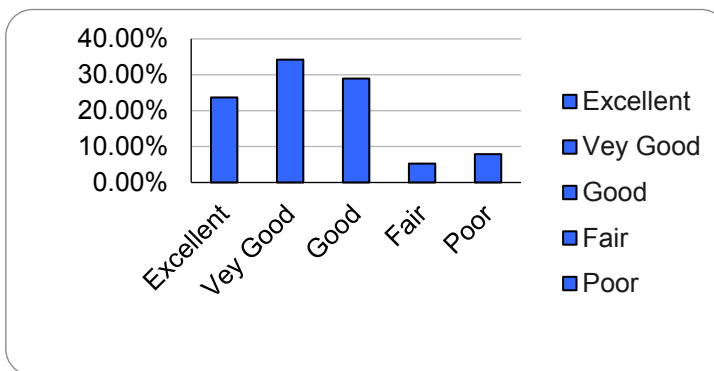
Ratings	% of Students
Excellent	26.32%
Vey Good	42.11%
Good	18.42%
Fair	10.53%
Poor	2.63%



% Satisfaction
68.42%
Remark
Good

9. Library Facility

Ratings	% of Students
Excellent	23.68%
Vey Good	34.21%
Good	28.95%
Fair	5.26%
Poor	7.89%



% Satisfaction
57.89%
Remark
Good

Feedback Incharge

Head of Department



S. B. JAIN INSTITUTE OF TECHNOLOGY, MANAGEMENT & RESEARCH, NAGPUR.

(An Autonomous Institute, Affiliated to RTMNU, Nagpur)

DEPARTMENT OF INFORMATION TECHNOLOGY

To become a center for quality education in the field of Computer Science & Engineering and to create competent professionals.



Session:2020-21(EVEN)

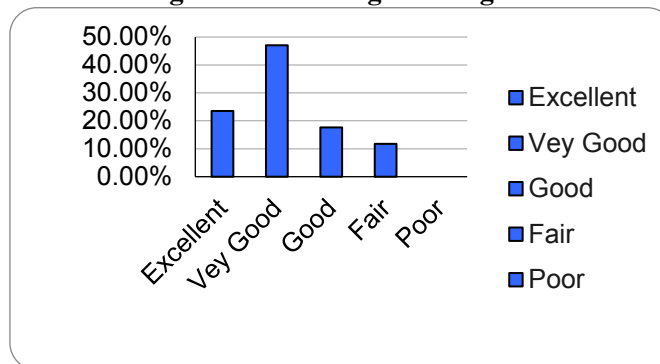
Student Satisfaction Survey Part B (Facility) Feedback Analysis

Semester: 8th

Number of Students participated: 17

1. Adequacy of Laboratory facilities during online teaching learning

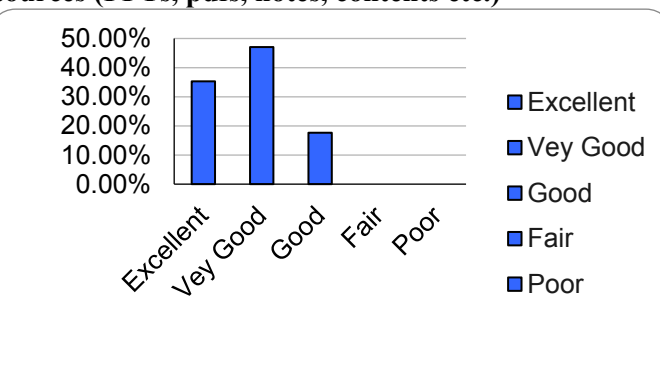
% of Syllabus	% of Students
Excellent	23.53%
Vey Good	47.06%
Good	17.65%
Fair	11.76%
Poor	0.00%



% Satisfaction
70.59%
Remark
Very Good

2. Availability of learning resources (PPTs, pdfs, notes, contents etc.)

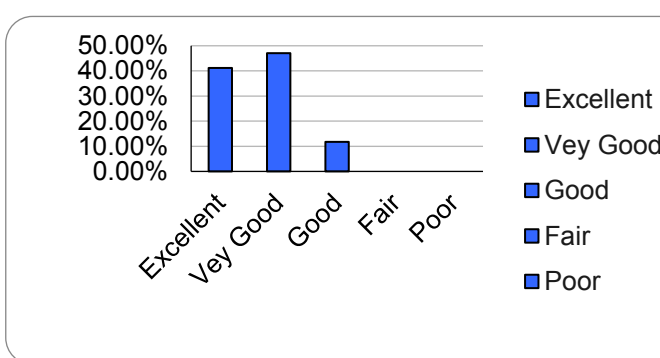
Ratings	% of Students
Excellent	35.29%
Vey Good	47.06%
Good	17.65%
Fair	0.00%
Poor	0.00%



% Satisfaction
82.35%
Remark
Very Good

3. Mechanism and approach to provide exposure to external world through Guest Lectures, Expert Talks etc.

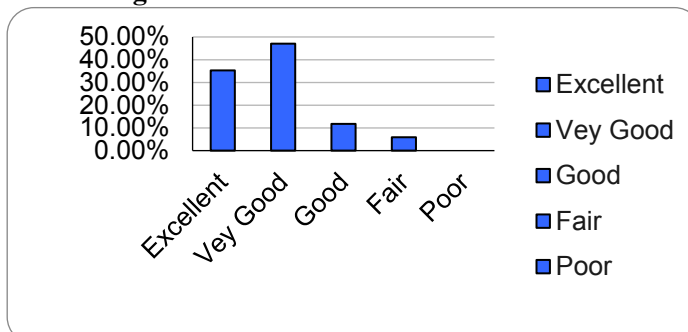
Ratings	% of Students
Excellent	41.18%
Vey Good	47.06%
Good	11.76%
Fair	0.00%
Poor	0.00%



% Satisfaction
88.24%
Remark
Excellent

4. IT connectivity with Faculties during online classes.

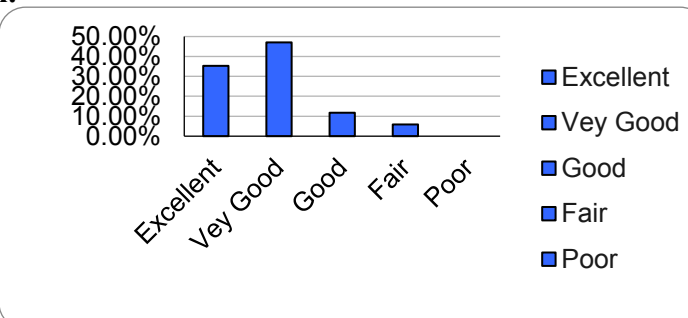
Ratings	% of Students
Excellent	35.29%
Vey Good	47.06%
Good	11.76%
Fair	5.88%
Poor	0.00%



% Satisfaction
82.35%
Remark
Very Good

5. Overall approach and commitment of the Department towards providing quality Technical and Professional Education.

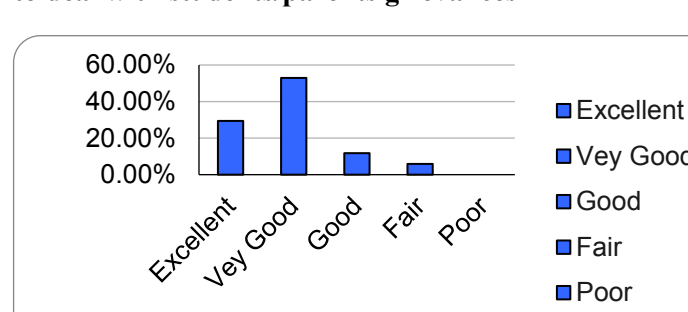
Ratings	% of Students
Excellent	35.29%
Vey Good	47.06%
Good	11.76%
Fair	5.88%
Poor	0.00%



% Satisfaction
82.35%
Remark
Very Good

6. Mechanism and approach to deal with students/parents grievances

Ratings	% of Students
Excellent	29.41%
Vey Good	52.94%
Good	11.76%
Fair	5.88%
Poor	0.00%



% Satisfaction
82.35%
Remark
Very Good

7. Students Guidance and mentoring facilities

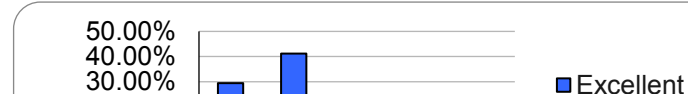
Ratings	% of Students
Excellent	23.53%
Vey Good	58.82%
Good	17.65%
Fair	0.00%
Poor	0.00%



% Satisfaction
82.35%
Remark
Very Good

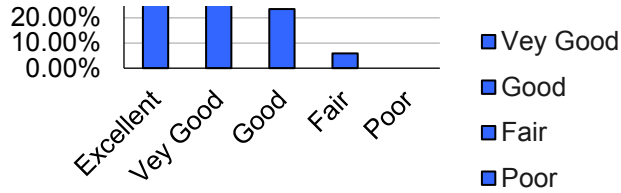
8. Use of modern tools and methods

Ratings	% of Students
Excellent	40.00%
Vey Good	10.00%
Good	0.00%
Fair	0.00%
Poor	0.00%



% Satisfaction
50.00%
Remark
Good

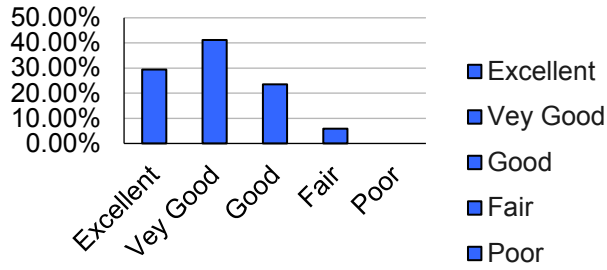
Excellent	29.41%
Vey Good	41.18%
Good	23.53%
Fair	5.88%
Poor	0.00%



Satisfaction
70.59%
Remark
Very Good

9. Library Facility

Ratings	% of Students
Excellent	29.41%
Vey Good	41.18%
Good	23.53%
Fair	5.88%
Poor	0.00%



% Satisfaction
70.59%
Remark
Very Good

Feedback Incharge

Head of Department



S.B.JAIN INSTITUTE OF TECHNOLOGY, MANAGEMENT & RESEARCH, NAGPUR
DEPARTMENT OF INFORMATION TECHNOLOGY

To create proficient and creative professionals with high moral values in the field of Information Technology as per industry needs.



Session:2020-21(ODD)

Teacher's Suggestions for Departmental/Institutional growth and improvement

Sr. No.	Name of faculty	At least two suggestions for Departmental/Institutional growth/improvement
1	Dr. Rupali K. Kelkar
2	Ramanand Samdekar	----
3	Mr.Dhirajkumar Gupta	----
4	Ratnesh Kumar Choudhary	1. We should go for NBA Accreditation. 2. We should go for Autonomy as well.
5	Nisarg Gandhewar	Introduction of new courses like AIML, cyber security to meet current requirement and Advanced Hands on workshop on latest technology to improve technical skill.
6	Animesh Tayal	Department / Institute must be ready for online teaching chalanges. Also we should focus on Project based learning.
7	Pranita Chaudhary	----

Feedback Incharge

Head of Department



**S. B. JAIN INSTITUTE OF TECHNOLOGY, MANAGEMENT
& RESEARCH, NAGPUR.**

(An Autonomous Institute, Affiliated to RTMNU, Nagpur)

DEPARTMENT OF INFORMATION TECHNOLOGY

To become a center for quality education in the field of Computer Science & Engineering and to create competent professionals.



Session:2020-21(Even)

Teacher's Suggestions for Departmental / Institutional Growth /Improvement:

Sr. No.	Name of faculty:	Subject Taught (Theory)/Semester	Subject Taught (Practical)/Semester	suggestions for Departmental/Institutional growth/improvement:
1	Ms. Pranita Chaudhary	-	Distributed Systems / 7th Sem IT	It would be always great if Theory & practical to be allotted to one faculty for a subject to avoid teaching & learning discrepancy that results into confusion among teachers & students as well.
2	Dr. Rupali K. Kelkar	Discrete Mathematics & Graph Theory
3	Nisarg Gandhewar	OOM (IV IT)		online certification.
4	Tarang Boharupi	Database Management system	Database Management system	NA
5	Rashmi Dagde	Embedded System		Availability of Books
6	Ms. Snehal Dongre	Computer Architecture and Organization.		Overall institution is good.
7	Nikesh Vijayrao Aote	Computer Networks		Available of hardware resources
8	Jitesh Zade	Operating System		Can implement virtual lab concept
9	Mrs.Priya Khobragade	Machine Learning		Work on AI ML area

Feedback Incharge

Head of Department