



S. B. JAIN INSTITUTE OF TECHNOLOGY, MANAGEMENT & RESEARCH, NAGPUR.

(An Autonomous Institute, Affiliated to RTMNU, Nagpur)

DEPARTMENT OF INFORMATION TECHNOLOGY

To become a center for quality education in the field of Computer Science & Engineering and to create competent professionals.



Session:2020-21(EVEN)

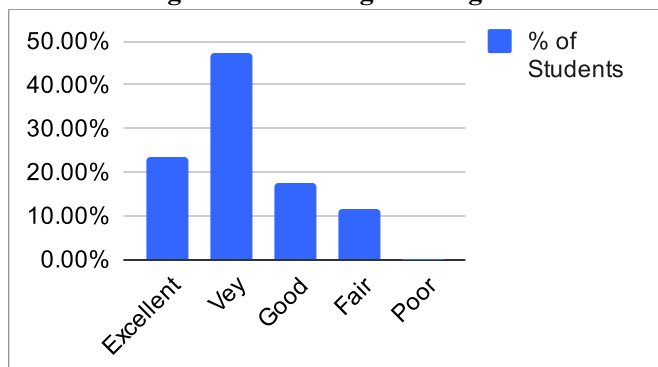
Student Satisfaction Survey Part B (Facility) Feedback Analysis

Semester: 8th

Number of Students participated: 17

1. Adequacy of Laboratory facilities during online teaching learning

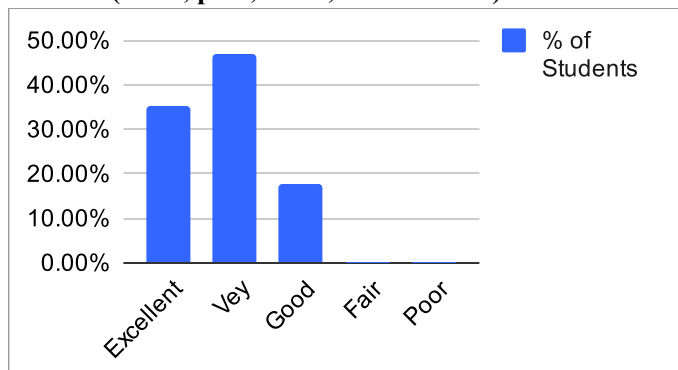
% of Syllabus	% of Students
Excellent	23.53%
Vey Good	47.06%
Good	17.65%
Fair	11.76%
Poor	0.00%



% Satisfaction
70.59%
Remark
Very Good

2. Availability of learning resources (PPTs, pdfs, notes, contents etc.)

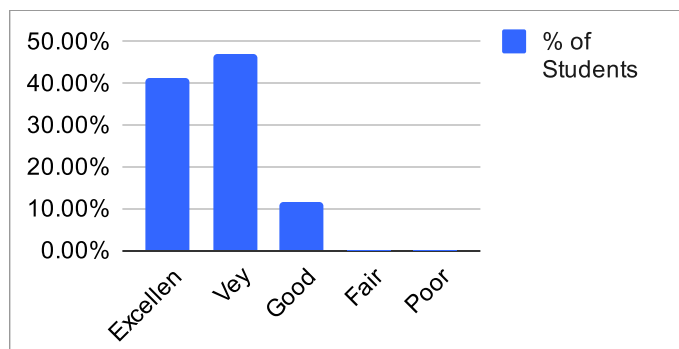
Ratings	% of Students
Excellent	35.29%
Vey Good	47.06%
Good	17.65%
Fair	0.00%
Poor	0.00%



% Satisfaction
82.35%
Remark
Very Good

3. Mechanism and approach to provide exposure to external world through Guest Lectures, Expt Talks etc.

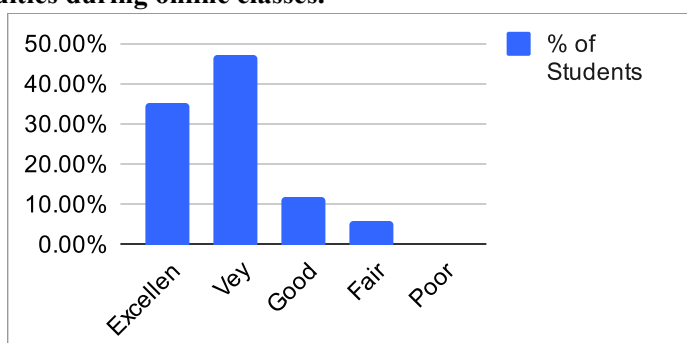
Ratings	% of Students
Excellent	41.18%
Vey Good	47.06%
Good	11.76%
Fair	0.00%
Poor	0.00%



% Satisfaction
88.24%
Remark
Excellent

4. IT connectivity with Faculties during online classes.

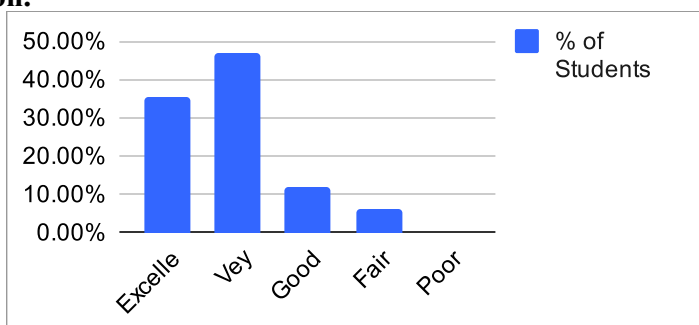
Ratings	% of Students
Excellent	35.29%
Vey Good	47.06%
Good	11.76%
Fair	5.88%
Poor	0.00%



% Satisfaction
82.35%
Remark
Very Good

5. Overall approach and commitment of the Department towards providing quality Technical and Professional Education.

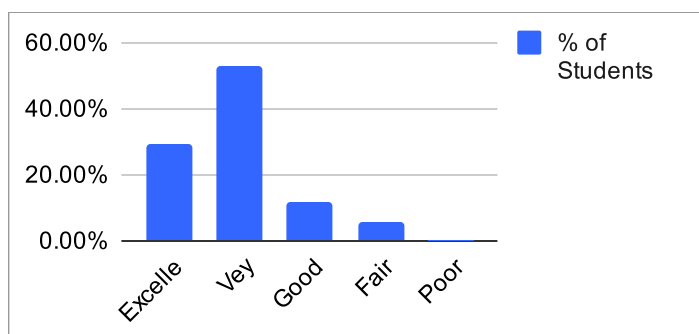
Ratings	% of Students
Excellent	35.29%
Vey Good	47.06%
Good	11.76%
Fair	5.88%
Poor	0.00%



% Satisfaction
82.35%
Remark
Very Good

6. Mechanism and approach to deal with students/parents grievances

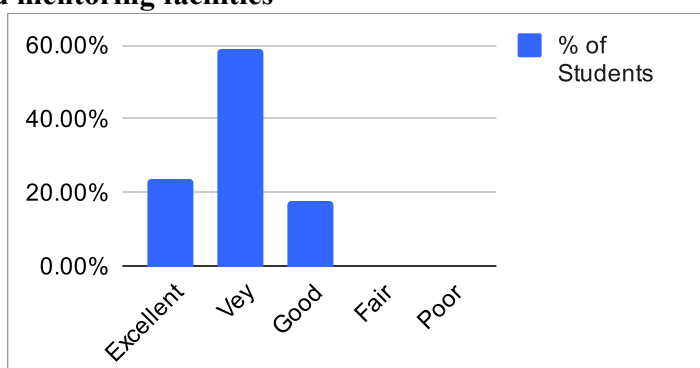
Ratings	% of Students
Excellent	29.41%
Vey Good	52.94%
Good	11.76%
Fair	5.88%
Poor	0.00%



% Satisfaction
82.35%
Remark
Very Good

7. Students Guidance and mentoring facilities

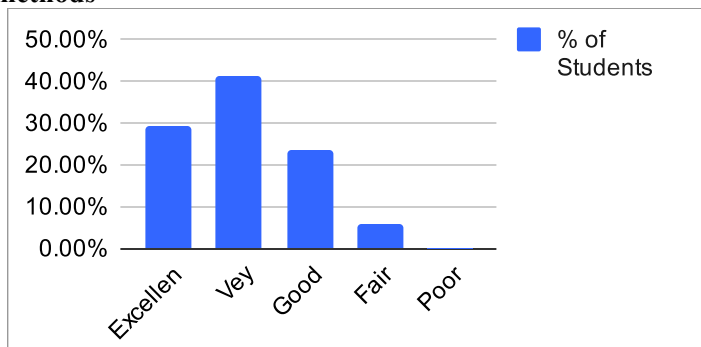
Ratings	% of Students
Excellent	23.53%
Vey Good	58.82%
Good	17.65%
Fair	0.00%
Poor	0.00%



% Satisfaction
82.35%
Remark
Very Good

8. Use of modern tools and methods

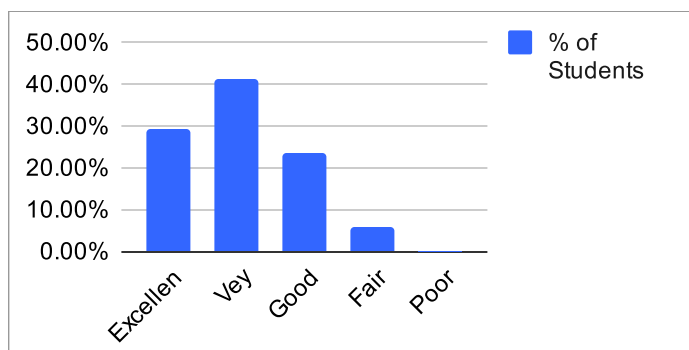
Ratings	% of Students
Excellent	29.41%
Vey Good	41.18%
Good	23.53%
Fair	5.88%
Poor	0.00%



% Satisfaction
70.59%
Remark
Very Good

9. Library Facility

Ratings	% of Students
Excellent	29.41%
Vey Good	41.18%
Good	23.53%
Fair	5.88%
Poor	0.00%



% Satisfaction
70.59%
Remark
Very Good

Feedback Incharge

Head of Department

ert

