



S. B. JAIN INSTITUTE OF TECHNOLOGY, MANAGEMENT & RESEARCH, NAGPUR.

(An Autonomous Institute, Affiliated to RTMNU, Nagpur)

DEPARTMENT OF INFORMATION TECHNOLOGY

To become a center for quality education in the field of Computer Science & Engineering and to create competent professionals.



Session:2020-21(EVEN)

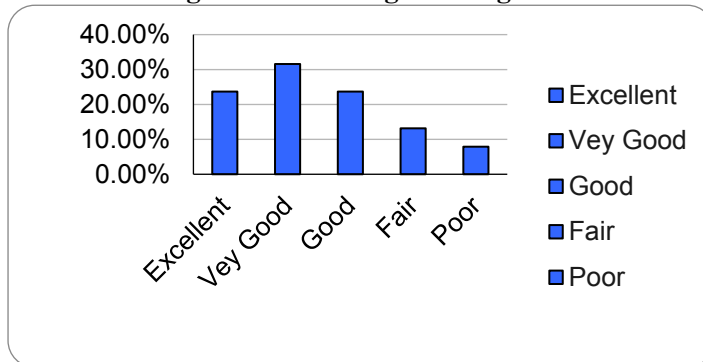
Student Satisfaction Survey Part B (Facility) Feedback Analysis

Semester: 6th

Number of Students participated: 38

1. Adequacy of Laboratory facilities during online teaching learning

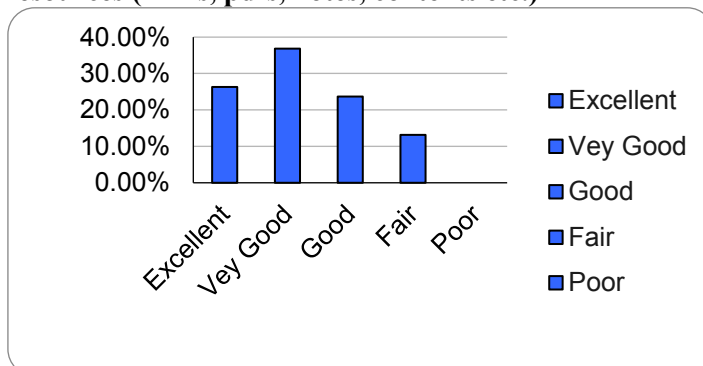
% of Syllabus	% of Students
Excellent	23.68%
Vey Good	31.58%
Good	23.68%
Fair	13.16%
Poor	7.89%



% Satisfaction
55.26%
Remark
Good

2. Availability of learning resources (PPTs, pdfs, notes, contents etc.)

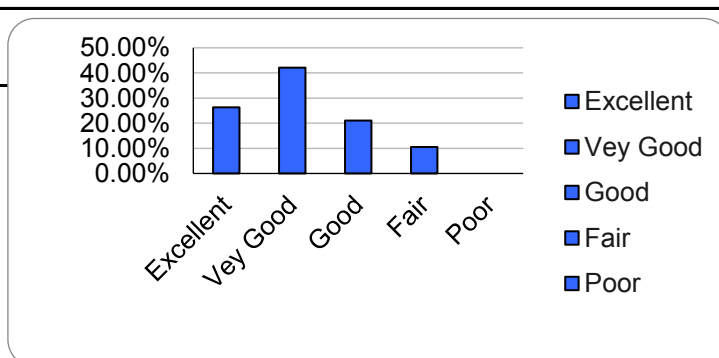
Ratings	% of Students
Excellent	26.32%
Vey Good	36.84%
Good	23.68%
Fair	13.16%
Poor	0.00%



% Satisfaction
63.16%
Remark
Good

3. Mechanism and approach to provide exposure to external world through Guest Lectures, Expert Talks etc

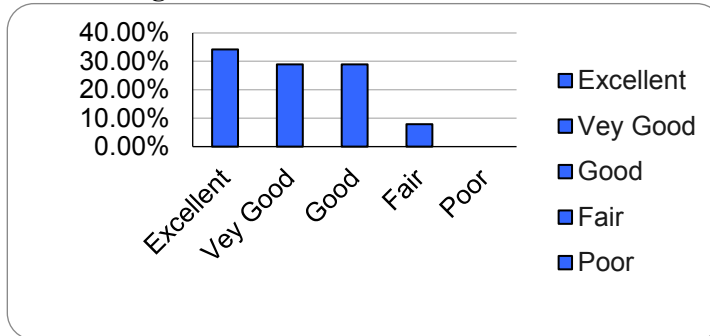
Ratings	% of Students
Excellent	26.32%
Vey Good	42.11%
Good	21.05%
Fair	10.53%
Poor	0.00%



% Satisfaction
68.42%
Remark
Good

4. IT connectivity with Faculties during online classes.

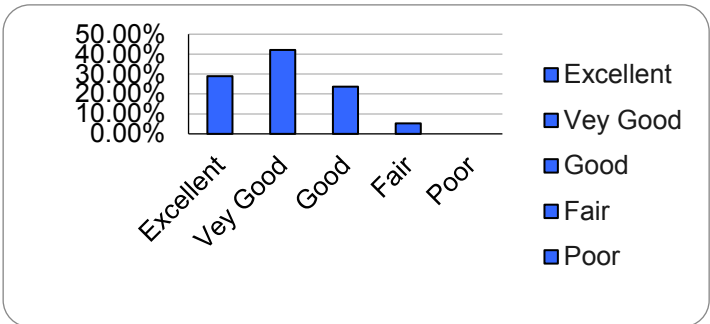
Ratings	% of Students
Excellent	34.21%
Vey Good	28.95%
Good	28.95%
Fair	7.89%
Poor	0.00%



% Satisfaction
63.16%
Remark
Good

5. Overall approach and commitment of the Department towards providing quality Technical and Professional Education.

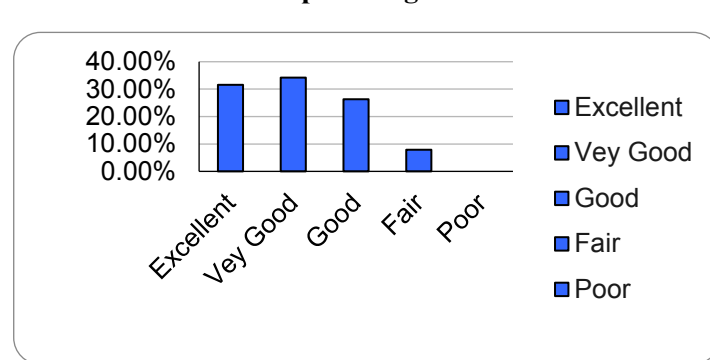
Ratings	% of Students
Excellent	28.95%
Vey Good	42.11%
Good	23.68%
Fair	5.26%
Poor	0.00%



% Satisfaction
71.05%
Remark
Very Good

6. Mechanism and approach to deal with students/parents grievances

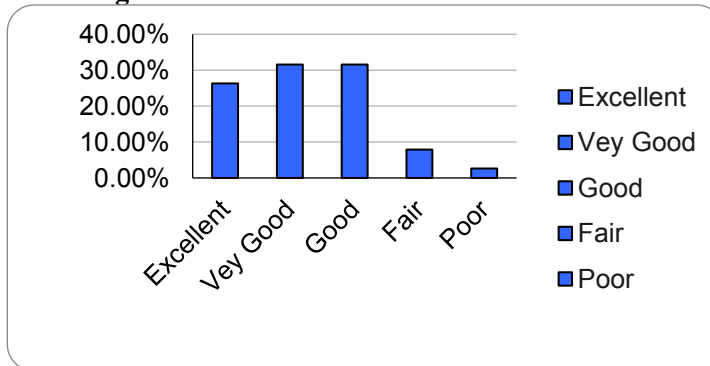
Ratings	% of Students
Excellent	31.58%
Vey Good	34.21%
Good	26.32%
Fair	7.89%
Poor	0.00%



% Satisfaction
65.79%
Remark
Good

7. Students Guidance and mentoring facilities

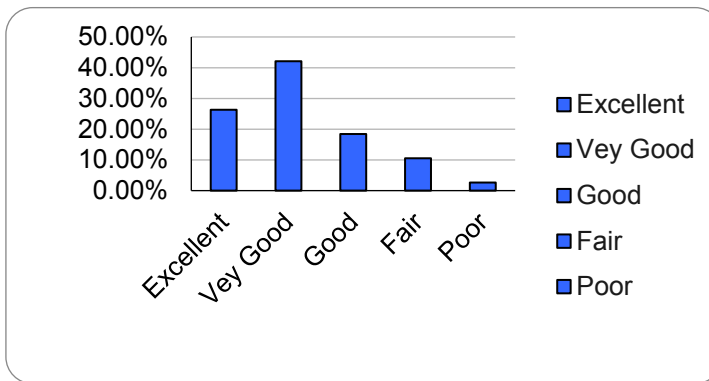
Ratings	% of Students
Excellent	26.32%
Vey Good	31.58%
Good	31.58%
Fair	7.89%
Poor	2.63%



% Satisfaction
57.89%
Remark
Good

8. Use of modern tools and methods

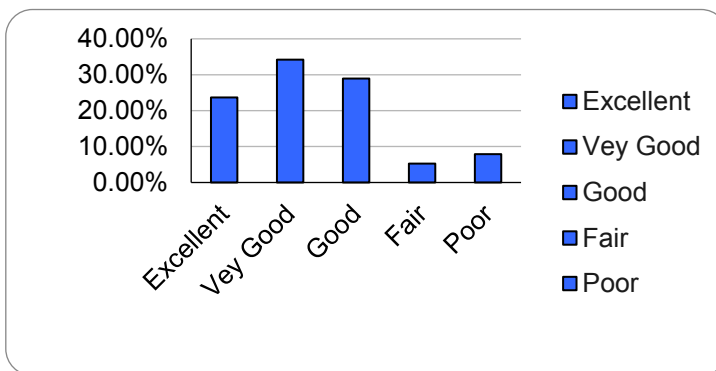
Ratings	% of Students
Excellent	26.32%
Vey Good	42.11%
Good	18.42%
Fair	10.53%
Poor	2.63%



% Satisfaction
68.42%
Remark
Good

9. Library Facility

Ratings	% of Students
Excellent	23.68%
Vey Good	34.21%
Good	28.95%
Fair	5.26%
Poor	7.89%



% Satisfaction
57.89%
Remark
Good

Feedback Incharge

Head of Department