



**S. B. JAIN INSTITUTE OF TECHNOLOGY,
MANAGEMENT AND RESEARCH, NAGPUR**

(An Autonomous Institute, Affiliated to RTMNU, Nagpur)

FIRST YEAR ENGINEERING DEPARTMENT

"Emerge as a leading Institute for developing competent and creative Professionals"



Ref: SBJITMR/FY/2020-2021/ 129


Date: 11/09/2021

To,
The Principal,
SBJITMR,
Nagpur.

Student satisfaction survey was conducted on 2 September 2021 of Second semester students. The responses from students have been scrutinized and summarized. The summary is discussed with few faculties by the HOD. Certain issues come from the student's side which was discussed and resolved at the departmental level.

This is for your kind information

Thanking You,


Prof. Abdul Ghaffar
HOD

(First Year Engg. Department)



**S. B. JAIN INSTITUTE OF TECHNOLOGY,
MANAGEMENT AND RESEARCH, NAGPUR**

(An Autonomous Institute, Affiliated to RTMNU, Nagpur)

FIRST YEAR ENGINEERING DEPARTMENT

"Emerge as a leading Institute for developing competent and creative Professionals"



Ref No. : SBJITMR/FY/2020-21/186

Date:08/09/2021


To,
The IQAC In-charge,
SBJITMR ,
Nagpur.

Subject: Report of Course End Survey and Student Satisfaction Survey for academic Session 2020-21 (EVEN)

Respected sir,

First Year Engineering Department has successfully conducted Course End Survey and Student Satisfaction Survey for academic Session 2020-21 (EVEN). Report of Course End Survey and Student Satisfaction Survey are put forth for your kind information.

Thanking You


Yours Sincerely
Prof. Abdul Ghaffar
HOD

(First Year Engg. Department)

Enclosure

1. Report of Course End Survey
2. Report of Student Satisfaction Survey

CC To;

The Principal



S. B. JAIN INSTITUTE OF TECHNOLOGY, MANAGEMENT AND RESEARCH, NAGPUR

(An Autonomous Institute, Affiliated to RTMNU, Nagpur)

FIRST YEAR ENGINEERING DEPARTMENT

“Emerge as a leading Institute for developing competent and creative Professionals”



COURSE END SURVEY SUMMARY

SESSION-2020-2021

SEMESTER-II

GROUP-I

SECTION-A

| Sr. No . | Name of subject | Subject teacher | Rating % | | | | | % Feedback |
|----------|-------------------------------------|-----------------------|-----------|---------|-------|------|------|--------------|
| | | | Excellent | V. Good | Good | Fair | Poor | |
| 1 | Engineering Mathematics-I (T) | Dr. Rupali Kelkar | 26.90 | 42.86 | 24.05 | 5.71 | 0.48 | 78.00 |
| 2 | Engineering Chemistry (T) | Prof. Nilesh Zalke | 34.52 | 39.88 | 21.23 | 3.17 | 1.19 | 80.67 |
| 3 | Engineering Graphics and Design (T) | Prof. Swapnil Bhadang | 27.51 | 40.41 | 29.02 | 2.45 | 0.61 | 78.35 |
| 4 | Programming for Problem solving (T) | Prof. Mayuri Kawalkar | 32.21 | 41.11 | 24.01 | 2.45 | 0.22 | 80.53 |
| 5 | Communicative English (T) | Prof. Daksha Taori | 36.71 | 36.07 | 24.77 | 1.84 | 0.61 | 81.29 |
| 6 | Engineering Chemistry (P) | NZ+DR | 27.11 | 43.70 | 24.98 | 4.21 | 0.00 | 78.74 |
| 7 | Engineering Graphics and Design | Prof. Swapnil Bhadang | 28.66 | 37.20 | 28.66 | 5.49 | 0.00 | 77.80 |
| 8 | Programming for Problem solving (P) | MK+PC | 24.66 | 42.90 | 25.95 | 4.00 | 2.49 | 76.65 |
| 9 | Communicative English (P) | DT +AB | 28.63 | 36.48 | 31.14 | 3.75 | 0.00 | 78.00 |

SECTION-B

| Sr. No. | Name of subject | Subject teacher | Rating % | | | | | % Feedback |
|---------|-------------------------------------|-----------------------|-----------|---------|-------|------|------|--------------|
| | | | Excellent | V. Good | Good | Fair | Poor | |
| 1 | Engineering Mathematics-I (T) | Prof. Ovais Ahmed | 42.86 | 34.46 | 18.39 | 4.11 | 0.18 | 83.14 |
| 2 | Engineering Chemistry (T) | Dr. Sunil Kemdeo | 47.45 | 37.69 | 13.52 | 1.34 | 0.00 | 86.25 |
| 3 | Engineering Graphics and Design (T) | Prof. Swapnil Bhadang | 41.34 | 35.92 | 21.16 | 1.58 | 0.00 | 83.40 |
| 4 | Programming for Problem solving (T) | Prof. Pushpa Chutel | 41.42 | 40.05 | 18.36 | 0.17 | 0.00 | 84.55 |
| 5 | Communicative English (T) | Prof. A. Bhalla | 51.83 | 39.10 | 9.08 | 0.00 | 0.00 | 88.55 |
| 6 | Engineering Chemistry (P) | SK+NZ+DR | 40.99 | 38.11 | 20.63 | 0.26 | 0.00 | 83.97 |
| 7 | Engineering Graphics and Design | Prof. Swapnil Bhadang | 42.28 | 39.56 | 15.46 | 2.26 | 0.45 | 84.19 |
| 8 | Programming for Problem solving (P) | Prof. Pushpa Chutel | 41.78 | 38.87 | 17.69 | 1.66 | 0.00 | 84.16 |
| 9 | Communicative English (P) | AB+DT | 52.08 | 36.61 | 10.71 | 0.60 | 0.00 | 88.04 |

SECTION-C

| Sr. No. | Name of subject | Subject teacher | Rating % | | | | | % Feedback |
|---------|-------------------------------------|-----------------------|-----------|---------|-------|------|------|--------------|
| | | | Excellent | V. Good | Good | Fair | Poor | |
| 1 | Engineering Mathematics-I (T) | Prof. Kshitij Shelare | 69.26 | 21.85 | 6.67 | 2.22 | 0.00 | 91.63 |
| 2 | Engineering Chemistry (T) | Dr. Dilip Rana | 37.98 | 32.01 | 28.49 | 1.52 | 0.00 | 81.29 |
| 3 | Engineering Graphics and Design (T) | Prof. Himanshu Wagh | 43.34 | 29.51 | 24.85 | 1.84 | 0.46 | 82.69 |
| 4 | Programming for Problem solving (T) | Prof. R. Chaudhary | 41.13 | 40.48 | 16.04 | 2.36 | 0.00 | 84.07 |
| 5 | Communicative English (T) | Prof. Daksha Taori | 43.55 | 36.02 | 19.97 | 0.46 | 0.00 | 84.53 |
| 6 | Engineering Chemistry (P) | DR +SK | 32.28 | 34.92 | 31.75 | 1.06 | 0.00 | 79.68 |
| 7 | Engineering Graphics and Design | Prof. Himanshu Wagh | 37.04 | 39.81 | 20.37 | 1.85 | 0.93 | 82.04 |
| 8 | Programming for Problem solving (P) | RC+PC | 44.57 | 34.51 | 18.60 | 2.32 | 0.00 | 84.26 |
| 9 | Communicative English (P) | AB+DT | 42.56 | 39.38 | 18.05 | 0.00 | 0.00 | 84.90 |



**S. B. JAIN INSTITUTE OF TECHNOLOGY,
MANAGEMENT AND RESEARCH, NAGPUR**

(An Autonomous Institute, Affiliated to RTMNU, Nagpur)

FIRST YEAR ENGINEERING DEPARTMENT

“Emerge as a leading Institute for developing competent and creative Professionals”



COURSE END SURVEY SUMMARY

SESSION-2020-2021

SEMESTER-II

GROUP-II

SECTION-D


| Sr. No. | Name of subject | Subject teacher | Rating % | | | | | % Feedback |
|---------|----------------------------|-----------------------|-----------|---------|-------|------|------|--------------|
| | | | Excellent | V. Good | Good | Fair | Poor | |
| 1 | Engineering Mathematics | Prof. Kshitij Shelare | 49.73 | 40.89 | 9.38 | 0.00 | 0.00 | 88.07 |
| 2 | Engineering Physics | Dr. Yogesh Shinde | 37.52 | 40.45 | 20.90 | 0.45 | 0.67 | 82.74 |
| 3 | Electrical Engineering | Prof. Vishant Naik | 31.47 | 46.60 | 21.53 | 0.00 | 0.40 | 81.75 |
| 4 | Engineering Mechanics | Prof. S. Nibhorkar | 31.79 | 47.14 | 20.71 | 0.36 | 0.00 | 82.07 |
| 7 | Engineering Physics (P) | ND+YS | 42.23 | 35.37 | 21.88 | 0.00 | 0.51 | 83.76 |
| 8 | Electrical engineering (P) | Prof. A Junghare | 33.09 | 43.45 | 20.44 | 1.81 | 1.21 | 81.08 |
| 9 | Workshop Practice | Prof. Hemant Bansod | 29.70 | 45.17 | 15.24 | 5.39 | 4.50 | 78.04 |

SECTION-E

| Sr. No. | Name of subject | Subject teacher | Rating % | | | | | % Feedback |
|---------|----------------------------|---------------------|-----------|---------|-------|------|------|--------------|
| | | | Excellent | V. Good | Good | Fair | Poor | |
| 1 | Engineering Mathematics | Dr. Himanshu Roy | 47.78 | 26.94 | 23.33 | 1.94 | 0.00 | 84.11 |
| 2 | Engineering Physics | Dr. Yogesh Shinde | 47.48 | 28.70 | 21.73 | 1.92 | 0.17 | 84.28 |
| 3 | Electrical Engineering | Prof. Vishant Naik | 47.53 | 28.09 | 21.91 | 1.85 | 0.62 | 84.01 |
| 4 | Engineering Mechanics | Prof. S. Harinkhede | 43.89 | 27.78 | 22.50 | 4.72 | 1.11 | 81.72 |
| 7 | Engineering Physics (P) | YS+ND | 44.60 | 29.10 | 24.29 | 1.60 | 0.41 | 83.18 |
| 8 | Electrical engineering (P) | Prof. B. Mudaliar | 44.39 | 28.98 | 23.80 | 1.88 | 0.95 | 82.80 |
| 9 | Workshop Practice | Prof. Hemant Bansod | 46.53 | 25.69 | 27.78 | 0.00 | 0.00 | 83.75 |

SECTION-F

| Sr. No. | Name of subject | Subject teacher | Rating % | | | | | % Feedback |
|---------|----------------------------|------------------------|-----------|---------|-------|------|------|--------------|
| | | | Excellent | V. Good | Good | Fair | Poor | |
| 1 | Engineering Mathematics | Prof. Kshitij Shelare | 69.04 | 17.15 | 10.88 | 2.09 | 0.83 | 90.29 |
| 2 | Engineering Physics | Prof. Neha Dorle | 43.74 | 35.50 | 17.49 | 2.75 | 0.52 | 83.84 |
| 3 | Electrical Engineering | Prof. Saurabh Singh | 32.18 | 32.41 | 27.55 | 3.24 | 4.63 | 76.85 |
| 4 | Engineering Mechanics | Prof. Swati Niborkar | 43.95 | 30.11 | 20.71 | 2.10 | 3.13 | 81.93 |
| 7 | Engineering Physics (P) | ND+KI | 45.27 | 31.16 | 20.55 | 1.82 | 1.20 | 83.50 |
| 8 | Electrical engineering (P) | Dr. Chandrakant Rathor | 42.08 | 27.38 | 25.27 | 2.81 | 2.47 | 80.76 |
| 9 | Workshop Practice | Prof. Sarvesh Biyani | 41.37 | 32.99 | 20.91 | 3.15 | 1.58 | 81.88 |


Prof. Abdul Ghaffar
HoD (FY)