

Session:2020-21(EVEN)

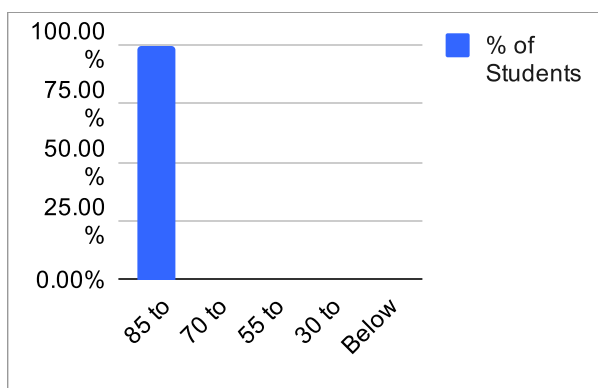
Student Satisfaction Survey Part A (Teaching Learning) Feedback Analysis

Semester: 4th

Number of Students participated: 2

1. How much of the syllabus was covered in the class?

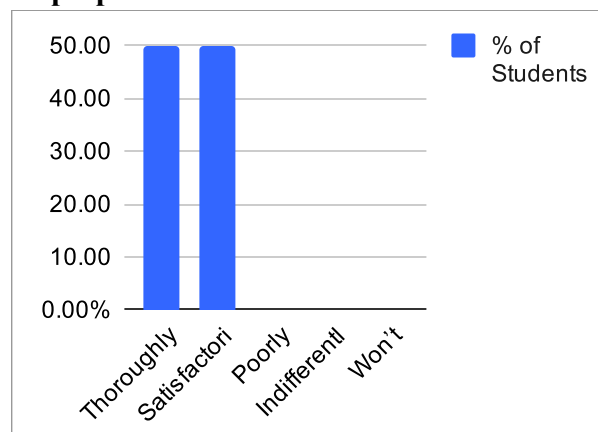
% of Syllabus	% of Students
85 to 100%	100.00%
70 to 84%	0.00%
55 to 69%	0.00%
30 to 54%	0.00%
Below 30%	0.00%



% Satisfaction
100.00%
Remark
Excellent

2. How well did the teachers prepare for the classes?

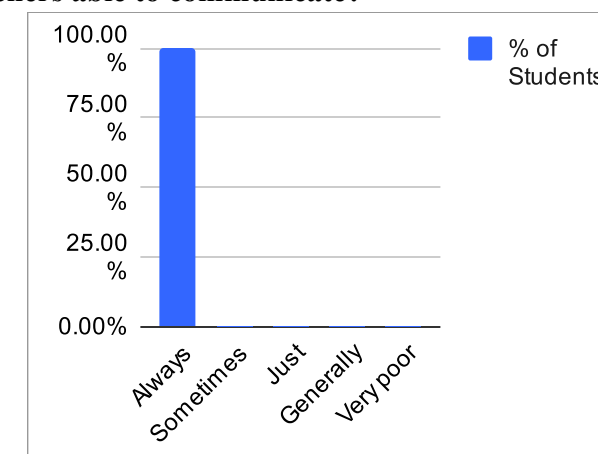
Ratings	% of Students
Thoroughly	50.00%
Satisfactorily	50.00%
Poorly	0.00%
Indifferently	0.00%
Won't teach at all	0.00%



% Satisfaction
100.00%
Remark
Excellent

3. How well were the teachers able to communicate?

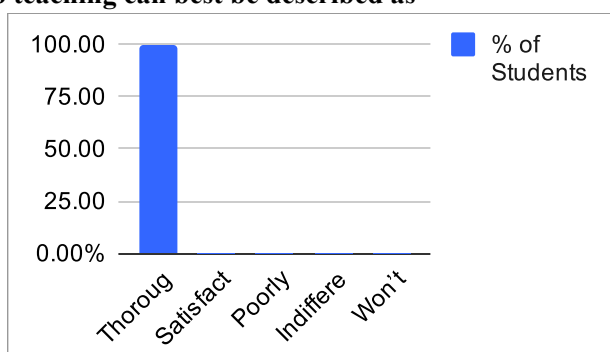
Ratings	% of Students
Always effective	100.00%
Sometimes effective	0.00%
Just satisfactorily	0.00%
Generally	0.00%
Very poor communicatio	0.00%



% Satisfaction
100.00%
Remark
Excellent

4. The teacher's approach to teaching can best be described as

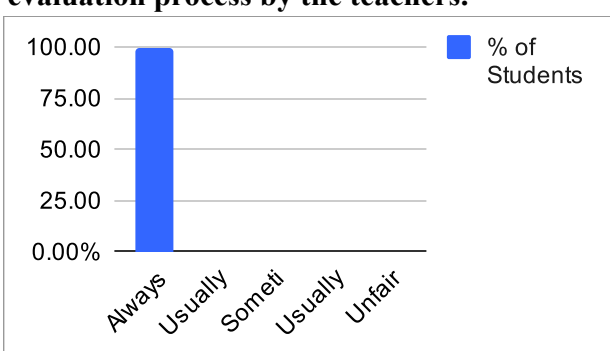
Ratings	% of Students
Thoroughly	100.00%
Satisfactorily	0.00%
Poorly	0.00%
Indifferently	0.00%
Won't teach at all	0.00%



% Satisfaction
100.00%
Remark
Excellent

5. Fairness of the internal evaluation process by the teachers.

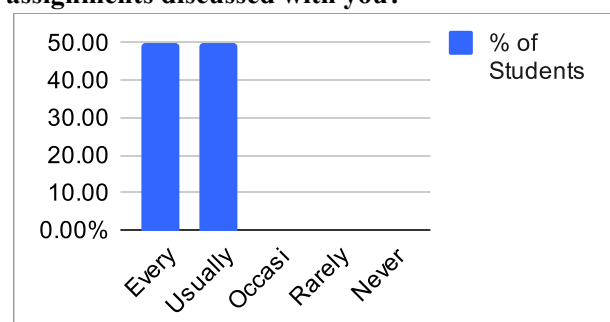
Ratings	% of Students
Always fair	100.00%
Usually fair	0.00%
Sometimes unfair	0.00%
Usually unfair	0.00%
Unfair	0.00%



% Satisfaction
100.00%
Remark
Excellent

6. Was your performance in assignments discussed with you?

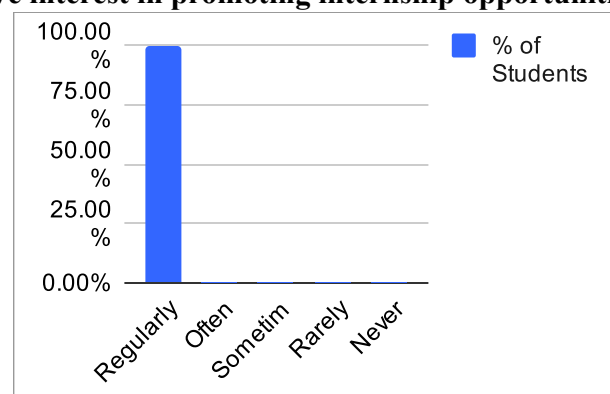
Ratings	% of Students
Every time	50.00%
Usually	50.00%
Occasionally/S	0.00%
Rarely	0.00%
Never	0.00%



% Satisfaction
100.00%
Remark
Excellent

7. The institute takes active interest in promoting internship opportunities

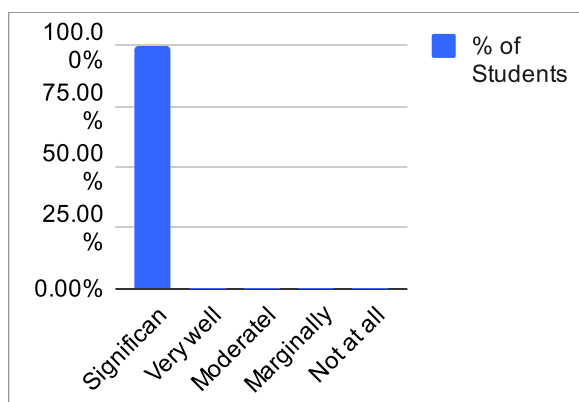
Ratings	% of Students
Regularly	100.00%
Often	0.00%
Sometimes	0.00%
Rarely	0.00%
Never	0.00%



% Satisfaction
100.00%
Remark
Excellent

8 The teaching and mentoring process in your institution facilitates you in cognitive, social and emotional growth.

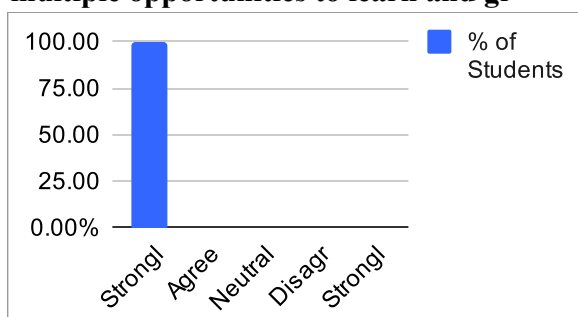
Ratings	% of Students
Significantly	100.00%
Very well	0.00%
Moderately	0.00%
Marginally	0.00%
Not at all	0.00%



% Satisfaction
100.00%
Remark
Excellent

9. The institution provides multiple opportunities to learn and gr

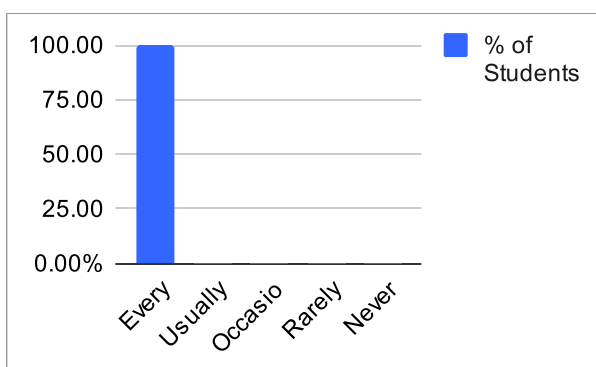
Ratings	% of
Strongly agree	100.00%
Agree	0.00%
Neutral	0.00%
Disagree	0.00%
Strongly disagree	0.00%



% Satisfaction
100.00%
Remark
Excellent

10. Teachers inform you about your expected competencies, course outcomes and programme outcomes and review the course syllabus in the class.

Ratings	% of Students
Every time	100.00%
Usually	0.00%
Occasionally/	0.00%
Rarely	0.00%
Never	0.00%



% Satisfaction
100.00%
Remark
Excellent

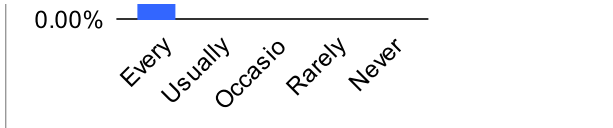
11. Your mentor does a necessary follow-up with an assigned task to you.

Ratings	% of Students
Every time	100.00%
Usually	0.00%
Occasionally/	0.00%



% Satisfaction
100.00%
Remark

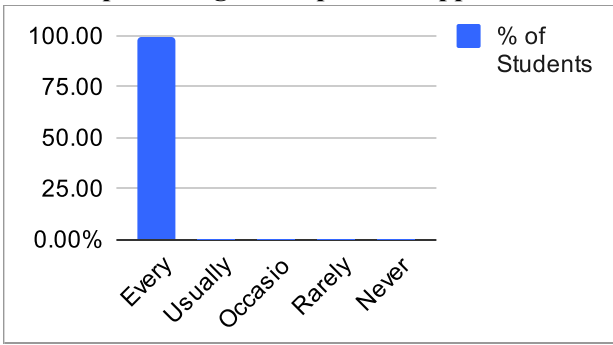
Rarely	0.00%
Never	0.00%



Excellent

12. The teachers illustrate the concepts through examples and applications.

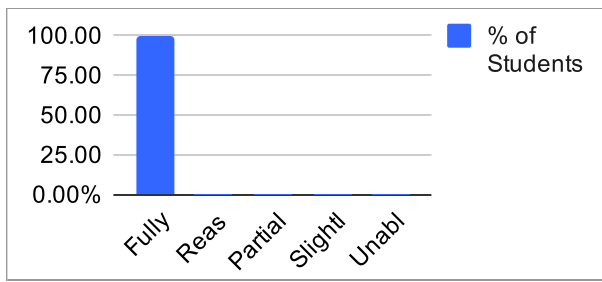
Ratings	% of Students
Every time	100.00%
Usually	0.00%
Occasionally/	0.00%
Rarely	0.00%
Never	0.00%



% Satisfaction
100.00%
Remark
Excellent

13. The teachers identify your strengths and encourage you with providing right level of challenges.

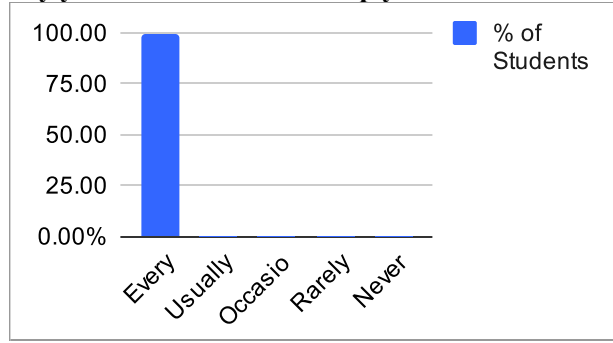
Ratings	% of
Fully	100.00%
Reasonably	0.00%
Partially	0.00%
Slightly	0.00%
Unable to	0.00%



% Satisfaction
100.00%
Remark
Excellent

14. Teachers are able to identify your weaknesses and help you to overcome them.

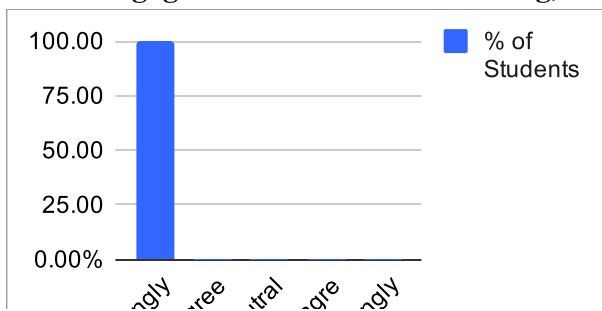
Ratings	% of Students
Every time	100.00%
Usually	0.00%
Occasionally/ Sometimes	0.00%
Rarely	0.00%
Never	0.00%



% Satisfaction
100.00%
Remark
Excellent

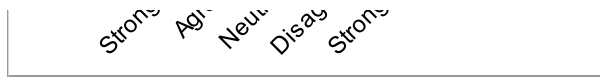
15. The institution makes effort to engage students in the monitoring, review and

Ratings	% of Students
Strongly agree	100.00%
Agree	0.00%
Neutral	0.00%
Disagree	0.00%



% Satisfaction
100.00%
Remark

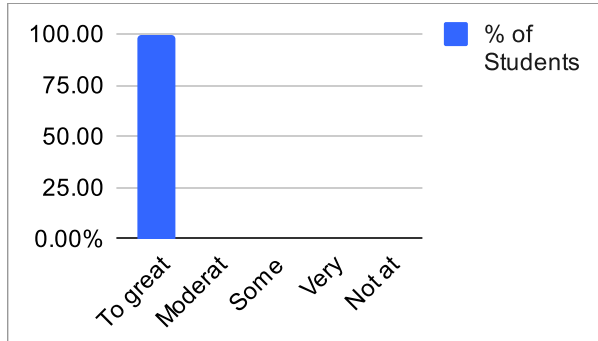
Strongly disagree	0.00%
-------------------	-------



Excellent

16. The institute/ teachers use student centric methods, such as experiential learning, participative learning and problem solving methodologies for enhancing learning experiences.

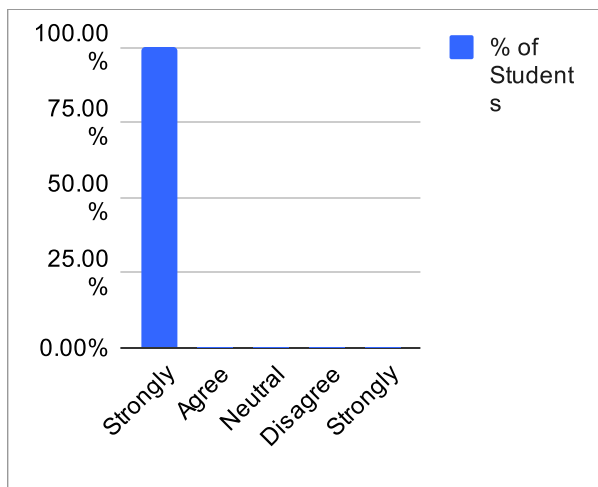
Ratings	% of Students
To great	100.00%
Moderate	0.00%
Some what	0.00%
Very Little	0.00%
Not at All	0.00%



% Satisfaction
100.00%
Remark
Excellent

17. Teachers encourage you to participate in extracurricular activities

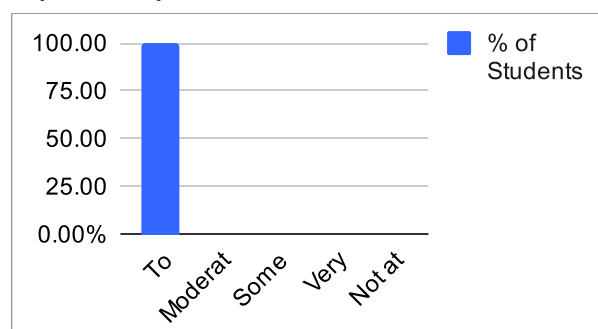
Ratings	% of Students
Strongly agree	100.00%
Agree	0.00%
Neutral	0.00%
Disagree	0.00%
Strongly disagree	0.00%



% Satisfaction
100.00%
Remark
Excellent

18. Efforts are made by the institute/ teachers to inculcate soft skills, life skills and employability skills to make you ready for the world of work.

Ratings	% of Students
To great	100.00%
Moderate	0.00%
Some what	0.00%
Very Little	0.00%
Not at All	0.00%



% Satisfaction
100.00%
Remark
Excellent

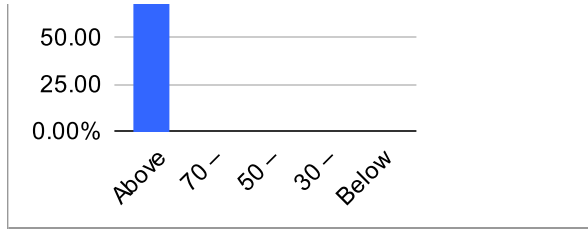
19. What percentage of teachers uses ICT tools such as PPTs, Multimedia, animations, etc. while teaching.

Ratings	% of Students
---------	---------------



%

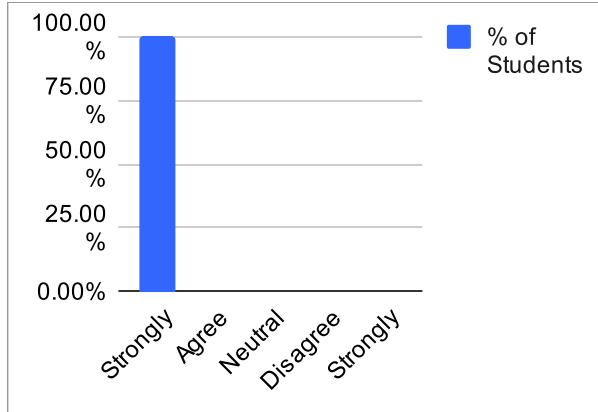
Above 90%	100.00%
70 – 89%	0.00%
50 – 69%	0.00%
30 – 49%	0.00%
Below 29%	0.00%



Satisfaction
100.00%
Remark
Excellent

20. The overall quality of teaching-learning process in your institute is very good.

Ratings	% of Students
Strongly agree	100.00%
Agree	0.00%
Neutral	0.00%
Disagree	0.00%
Strongly disagree	0.00%



% Satisfaction
100.00%
Remark
Excellent

Feedback Incharge

Head of Department