




**S. B. JAIN INSTITUTE OF TECHNOLOGY, MANAGEMENT & RESEARCH, NAGPUR.**

**(An Autonomous Institute, Affiliated to RTMNU, Nagpur)**

**DEPARTMENT OF INFORMATION TECHNOLOGY**

*To become a center for quality education in the field of Computer Science & Engineering and to create competent professionals.*



**Session:2020-21(EVEN)**

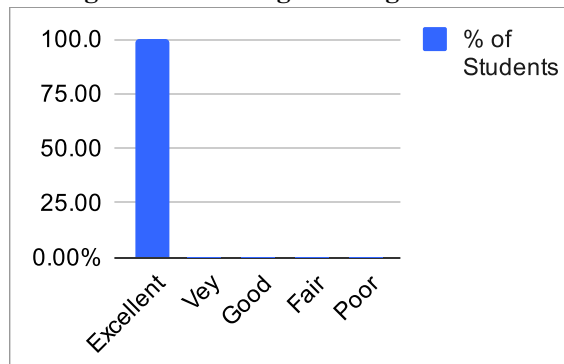
**Student Satisfaction Survey Part B (Facility ) Feedback Analysis**

**Semester: 4th**

Number of Students participated: 2

**1. Adequacy of Laboratory facilities during online teaching learning**

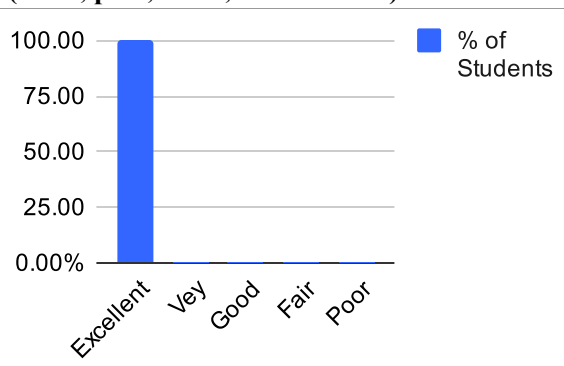
% of Syllabus	% of Students
Excellent	100.00%
Vey Good	0.00%
Good	0.00%
Fair	0.00%
Poor	0.00%



<b>% Satisfaction</b>
<b>100.00%</b>
<b>Remark</b>
<b>Excellent</b>

**2. Availability of learning resources (PPTs, pdfs, notes, contents etc.)**

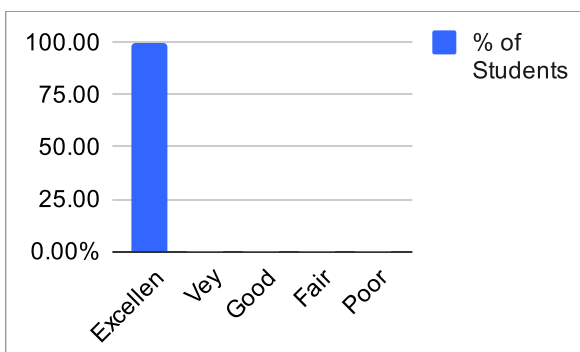
Ratings	% of Students
Excellent	100.00%
Vey Good	0.00%
Good	0.00%
Fair	0.00%
Poor	0.00%



<b>% Satisfaction</b>
<b>100.00%</b>
<b>Remark</b>
<b>Excellent</b>

**3. Mechanism and approach to provide exposure to external world through Guest Lectures, Expert Talks etc.**

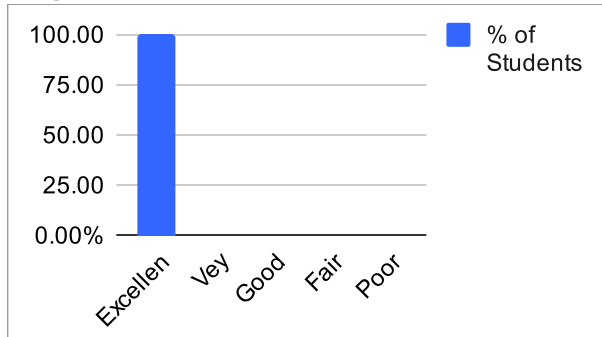
Ratings	% of Students
Excellent	100.00%
Vey Good	0.00%
Good	0.00%
Fair	0.00%
Poor	0.00%



<b>% Satisfaction</b>
<b>100.00%</b>
<b>Remark</b>
<b>Excellent</b>

**4. IT connectivity with Faculties during online classes.**

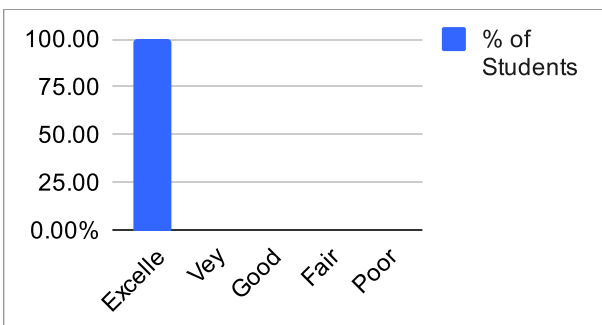
Ratings	% of Students
Excellent	100.00%
Vey Good	0.00%
Good	0.00%
Fair	0.00%
Poor	0.00%



<b>% Satisfaction</b>
<b>100.00%</b>
<b>Remark</b>
<b>Excellent</b>

**5. Overall approach and commitment of the Department towards providing quality Technical and Professional Education.**

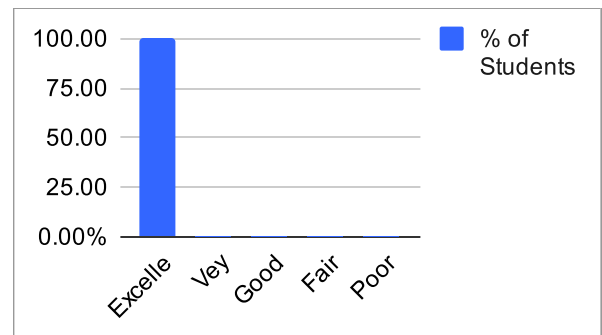
Ratings	% of Students
Excellent	100.00%
Vey Good	0.00%
Good	0.00%
Fair	0.00%
Poor	0.00%



<b>% Satisfaction</b>
<b>100.00%</b>
<b>Remark</b>
<b>Excellent</b>

**6. Mechanism and approach to deal with students/parents grievances**

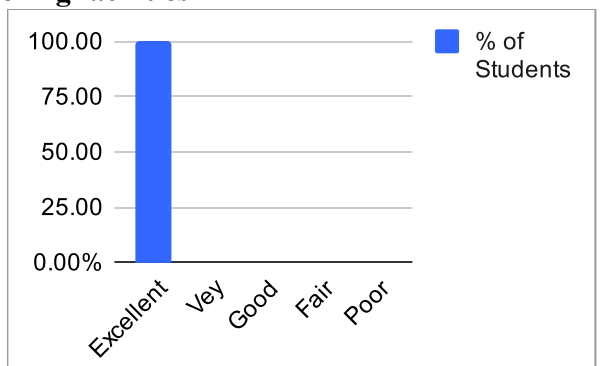
Ratings	% of Students
Excellent	100.00%
Vey Good	0.00%
Good	0.00%
Fair	0.00%
Poor	0.00%



<b>% Satisfaction</b>
<b>100.00%</b>
<b>Remark</b>
<b>Excellent</b>

**7. Students Guidance and mentoring facilities**

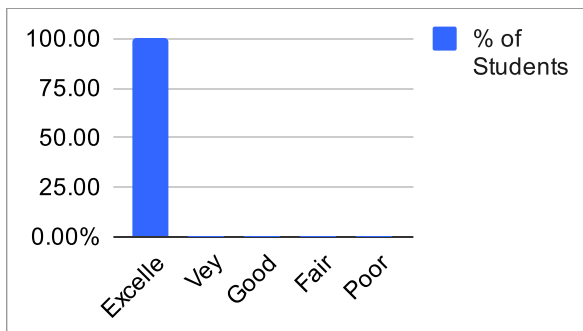
Ratings	% of
Excellent	100.00%
Vey Good	0.00%
Good	0.00%
Fair	0.00%
Poor	0.00%



<b>% Satisfaction</b>
<b>100.00%</b>
<b>Remark</b>
<b>Excellent</b>

**8. Use of modern tools and methods**

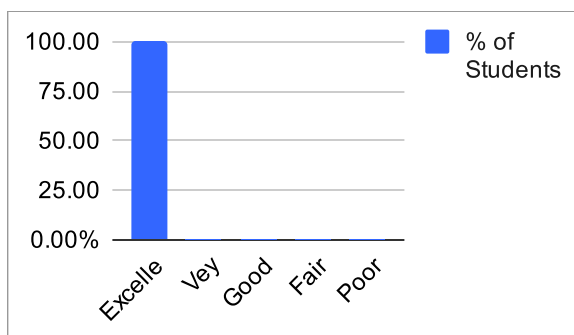
Ratings	% of Students
Excellent	100.00%
Vey Good	0.00%
Good	0.00%
Fair	0.00%
Poor	0.00%



<b>% Satisfaction</b>
<b>100.00%</b>
<b>Remark</b>
<b>Excellent</b>

**9. Library Facility**

Ratings	% of
Excellent	100.00%
Vey Good	0.00%
Good	0.00%
Fair	0.00%
Poor	0.00%



<b>% Satisfaction</b>
<b>100.00%</b>
<b>Remark</b>
<b>Excellent</b>

**Feedback Incharge**

**Head of Department**