











Survey Attainment Report

Survey Details

Survey: 23-24 ODD III SEM SSS IFS	Survey Type: Fresh Survey	Survey For: Facility Feedback
Department: Computer Science and Engineering	Program: B.Tech. Computer Science and Engineering in Computer Science and Engineering	
Report Summary: Number of people Responded / Total number of Responders: 199 / 208 People		






		Responses	Weighted Responses	Percent
1 . Adequacy of Laboratory facilities (Number of set-ups/ equipments /tools etc.)				
1.Excellent:		48	240	24.12%
2.Very Good:		40	160	20.10%
3.Good:		78	234	39.20%
4.Fair:		18	36	9.05%
5.Poor:		15	15	7.54%
Total		199	685	68.84%
2 . Mechanism and approach to provide exposure to external world through Internships, Field Visits, Guest Lectures, Expert Talks etc.				
1.Excellent:		52	260	26.13%
2.Very Good:		31	124	15.58%
3.Good:		82	246	41.21%
4.Fair:		12	24	6.03%
5.Poor:		22	22	11.06%
Total		199	676	67.94%
3 . Infrastructure (Furniture/Black Board / Illumination/Ventilation etc.)				
		Responses	Weighted Responses	Percent

Sir Shantilal Badjate Charitable Trust, Nagpur
S. B. Jain Institute of Technology, Management & Research, Nagpur
(Approved by AICTE, An Autonomous Institute) Affiliated to R. T. M. Nagpur University
Department of Computer Science and Engineering

1.Excellent:		40	200	20.10%
2.Very Good:		44	176	22.11%
3.Good:		85	255	42.71%
4.Fair:		15	30	7.54%
5.Poor:		15	15	7.54%
Total		199	676	67.94%






4 . Mechanism and approach to deal with students/parents grievances

	Responses	Weighted Responses	Percent
--	-----------	--------------------	---------

1.Excellent:		44	220	22.11%
2.Very Good:		32	128	16.08%
3.Good:		98	294	49.25%
4.Fair:		14	28	7.04%
5.Poor:		11	11	5.53%
Total		199	681	68.44%






5 . Students guidance and mentoring facilities

	Responses	Weighted Responses	Percent
--	-----------	--------------------	---------




















1.Excellent:		36	180	18.09%
2.Very Good:		40	160	20.10%
3.Good:		95	285	47.74%
4.Fair:		13	26	6.53%
5.Poor:		15	15	7.54%
Total		199	666	66.93%

6 . Support for co-curricular and extra-curricular activities

	Responses	Weighted Responses	Percent
--	-----------	--------------------	---------

1.Excellent:		44	220	22.11%
2.Very Good:		35	140	17.59%
3.Good:		93	279	46.73%
4.Fair:		13	26	6.53%
5.Poor:		14	14	7.04%
Total		199	679	68.24%

Sir Shantilal Badjate Charitable Trust, Nagpur
S. B. Jain Institute of Technology, Management & Research, Nagpur
(Approved by AICTE, An Autonomous Institute) Affiliated to R. T. M. Nagpur University
Department of Computer Science and Engineering

7 . Library Facility		Responses	Weighted Responses	Percent
1.Excellent:		40	200	20.10%
2.Very Good:		41	164	20.60%
3.Good:		91	273	45.73%
4.Fair:		15	30	7.54%
5.Poor:		12	12	6.03%
Total		199	679	68.24%
8 . Sports Facility		Responses	Weighted Responses	Percent
1.Excellent:		39	195	19.60%
2.Very Good:		33	132	16.58%
3.Good:		81	243	40.70%
4.Fair:		14	28	7.04%
5.Poor:		32	32	16.08%
Total		199	630	63.32%
9 . Canteen Facility		Responses	Weighted Responses	Percent
1.Excellent:		32	160	16.08%
2.Very Good:		44	176	22.11%
3.Good:		85	255	42.71%
4.Fair:		19	38	9.55%
5.Poor:		19	19	9.55%
Total		199	648	65.13%
10 . Transport Facility		Responses	Weighted Responses	Percent
1.Excellent:		38	190	19.10%
2.Very Good:		30	120	15.08%
3.Good:		90	270	45.23%
4.Fair:		19	38	9.55%

Sir Shantilal Badjate Charitable Trust, Nagpur
S. B. Jain Institute of Technology, Management & Research, Nagpur
(Approved by AICTE, An Autonomous Institute) Affiliated to R. T. M. Nagpur University
Department of Computer Science and Engineering

5.Poor:		22	22	11.06%
Total		199	640	64.32%

11 . Internet Facility		Responses	Weighted Responses	Percent
------------------------	--	-----------	--------------------	---------

1.Excellent:		36	180	18.09%
2.Very Good:		39	156	19.60%
3.Good:		83	249	41.71%
4.Fair:		19	38	9.55%
5.Poor:		22	22	11.06%
Total		199	645	64.82%

12 . Housekeeping		Responses	Weighted Responses	Percent
-------------------	--	-----------	--------------------	---------

1.Excellent:		39	195	19.60%
2.Very Good:		36	144	18.09%
3.Good:		87	261	43.72%
4.Fair:		22	44	11.06%
5.Poor:		15	15	7.54%
Total		199	659	66.23%

13 . First Aid Facility		Responses	Weighted Responses	Percent
-------------------------	--	-----------	--------------------	---------

1.Excellent:		44	220	22.11%
2.Very Good:		37	148	18.59%
3.Good:		84	252	42.21%
4.Fair:		20	40	10.05%
5.Poor:		14	14	7.04%
Total		199	674	67.74%

14 . Security Facility		Responses	Weighted Responses	Percent
------------------------	--	-----------	--------------------	---------

1.Excellent:		49	245	24.62%
2.Very Good:		31	124	15.58%











Sir Shantilal Badjate Charitable Trust, Nagpur
S. B. Jain Institute of Technology, Management & Research, Nagpur
(Approved by AICTE, An Autonomous Institute) Affiliated to R. T. M. Nagpur University
Department of Computer Science and Engineering

3.Good:		94	282	47.24%
4.Fair:		15	30	7.54%
5.Poor:		10	10	5.03%
Total		199	691	69.45%

Survey Attainment Report

Survey Details






Survey: 23-24 ODD III SEM SSS TLP	Survey Type: Fresh Survey	Survey For: Facility Feedback
Department: Computer Science and Engineering	Program: B.Tech. Computer Science and Engineering in Computer Science and Engineering	
Report Summary: Number of people Responded / Total number of Responders: 200 / 208 People		

		Responses	Weighted Responses	Percent
1 . How much of the syllabus was covered in the class?				
1.85 to 100%:		77	385	38.50%
2.70 to 84%:		67	268	33.50%
3.55 to 69%:		38	114	19.00%
4.30 to 54%:		6	12	3.00%
5.Below 30%:		12	12	6.00%
Total		200	791	79.10%
2 . How well did the teachers prepare for the classes?				
1.Thoroughly:		48	240	24.00%
2. Satisfactorily :		96	384	48.00%
3.Poorly:		33	99	16.50%
4.Indifferently:		9	18	4.50%
5.Won't teach at all:		14	14	7.00%
Total		200	755	75.50%
3 . How well were the teachers able to communicate?n				
		Responses	Weighted Responses	Percent






Sir Shantilal Badjate Charitable Trust, Nagpur
S. B. Jain Institute of Technology, Management & Research, Nagpur
(Approved by AICTE, An Autonomous Institute) Affiliated to R. T. M. Nagpur University
Department of Computer Science and Engineering

1.Always effective:		65	325	32.50%
2.Sometimes effective:		54	216	27.00%
3.Just satisfactorily:		51	153	25.50%
4.Generally ineffective:		20	40	10.00%
5.Very poor communication:		10	10	5.00%
Total		200	744	74.40%

4 . The teacher's approach to teaching can best be described as

		Responses	Weighted Responses	Percent
1.Excellent:		55	275	27.50%
2.Very good:		44	176	22.00%
3.Good:		80	240	40.00%
4.Fair:		10	20	5.00%
5.Poor:		11	11	5.50%
Total		200	722	72.20%



















5 . Fairness of the internal evaluation process by the teachers

		Responses	Weighted Responses	Percent
1.Always fair:		59	295	29.50%
2.Usually fair:		66	264	33.00%
3.Sometimes unfair:		53	159	26.50%
4.Usually unfair:		11	22	5.50%
5.Unfair:		11	11	5.50%
Total		200	751	75.10%

6 . Was your performance in assignments discussed with you?






		Responses	Weighted Responses	Percent
1.Every time:		76	380	38.00%
2.Usually:		46	184	23.00%
3.Occasionally/Sometimes:		57	171	28.50%
4.Rarely:		10	20	5.00%
5.Never:		11	11	5.50%






Sir Shantilal Badjate Charitable Trust, Nagpur
S. B. Jain Institute of Technology, Management & Research, Nagpur
(Approved by AICTE, An Autonomous Institute) Affiliated to R. T. M. Nagpur University
Department of Computer Science and Engineering






Total		200	766	76.60%
7 . The institute takes active interest in promoting internship opportunities for students.		Responses	Weighted Responses	Percent
1.Regularly:		65	325	32.50%
2.Often:		46	184	23.00%
3.Sometimes:		55	165	27.50%
4.Rarely:		21	42	10.50%
5.Never:		13	13	6.50%
Total		200	729	72.90%
8 . The teaching and mentoring process in your institution facilitates you in cognitive, social and emotional growth.		Responses	Weighted Responses	Percent
1.Significantly:		58	290	29.00%
2.Very well:		49	196	24.50%
3.Moderately:		66	198	33.00%
4.Marginally:		14	28	7.00%
5.Not at all:		13	13	6.50%
Total		200	725	72.50%
9 . The institution provides multiple opportunities to learn and grow.		Responses	Weighted Responses	Percent
1.Strongly agree:		50	250	25.00%
2.Agree:		67	268	33.50%
3.Neutral:		58	174	29.00%
4.Disagree:		7	14	3.50%
5.Strongly disagree:		18	18	9.00%
Total		200	724	72.40%
10 . Teachers inform you about your expected competencies, course outcomes and programme outcomes and review the course syllabus in the class.		Responses	Weighted Responses	Percent
1.Every time:		68	340	34.00%
2.Usually:		49	196	24.50%
3.Occasionally/Sometimes:		61	183	30.50%


Sir Shantilal Badjate Charitable Trust, Nagpur
S. B. Jain Institute of Technology, Management & Research, Nagpur
(Approved by AICTE, An Autonomous Institute) Affiliated to R. T. M. Nagpur University
Department of Computer Science and Engineering

4. Rarely:		12	24	6.00%
5. Never:		10	10	5.00%
Total		200	753	75.30%

11 . Your mentor does a necessary follow-up with an assigned task to you		Responses	Weighted Responses	Percent
1. Every time:		61	305	30.50%
2. Usually:		55	220	27.50%
3. Occasionally/Sometimes:		53	159	26.50%
4. Rarely:		17	34	8.50%
5. I don't have a mentor:		14	14	7.00%
Total		200	732	73.20%

12 . The teachers illustrate the concepts through examples and applications.		Responses	Weighted Responses	Percent
1. Every time:		75	375	37.50%
2. Usually:		48	192	24.00%
3. Occasionally/Sometimes:		53	159	26.50%
4. Rarely:		12	24	6.00%
5. Never:		12	12	6.00%
Total		200	762	76.20%

13 . The teachers identify your strengths and encourage you with providing right level of challenges.		Responses	Weighted Responses	Percent
1. Fully:		65	325	32.50%
2. Reasonably:		50	200	25.00%
3. Partially:		63	189	31.50%
4. Slightly:		11	22	5.50%
5. Unable to:		11	11	5.50%
Total		200	747	74.70%

14 . Teachers are able to identify your weaknesses and help you to overcome them.		Responses	Weighted Responses	Percent
1. Every time:		69	345	34.50%

Sir Shantilal Badjate Charitable Trust, Nagpur
S. B. Jain Institute of Technology, Management & Research, Nagpur
(Approved by AICTE, An Autonomous Institute) Affiliated to R. T. M. Nagpur University
Department of Computer Science and Engineering

2. Usually:		44	176	22.00%
3. Occasionally/Sometimes:		61	183	30.50%
4. Rarely:		15	30	7.50%
5. Never:		11	11	5.50%
Total		200	745	74.50%

15 . The institution makes effort to engage students in the monitoring, review and continuous quality improvement of the teaching learning process.\n

	Responses	Weighted Responses	Percent
--	-----------	--------------------	---------

1. Strongly agree:		52	260	26.00%
2. Agree:		64	256	32.00%
3. Neutral:		62	186	31.00%
4. Disagree:		10	20	5.00%
5. Strongly disagree:		12	12	6.00%
Total		200	734	73.40%

16 . The institute/ teachers use student centric methods, such as experiential learning, participative learning and problem solving methodologies for enhancing learning\nexperiences.

	Responses	Weighted Responses	Percent
--	-----------	--------------------	---------

1. To a great extent:		69	345	34.50%
2. Moderate:		53	212	26.50%
3. Some what:		60	180	30.00%
4. Very little:		9	18	4.50%
5. Not at all:		9	9	4.50%
Total		200	764	76.40%

17 . Teachers encourage you to participate in extracurricular activities.

	Responses	Weighted Responses	Percent
--	-----------	--------------------	---------






1. Strongly agree:		57	285	28.50%
2. Agree:		61	244	30.50%
3. Neutral:		58	174	29.00%
4. Disagree:		15	30	7.50%
5. Strongly disagree:		9	9	4.50%
Total		200	742	74.20%






18 . Efforts are made by the institute/ teachers to inculcate soft skills, life skills and employability skills to make you ready for the world of work.


	Responses	Weighted Responses	Percent
--	-----------	--------------------	---------

Sir Shantilal Badjate Charitable Trust, Nagpur
S. B. Jain Institute of Technology, Management & Research, Nagpur
(Approved by AICTE, An Autonomous Institute) Affiliated to R. T. M. Nagpur University
Department of Computer Science and Engineering

1.To a great extent:		62	310	31.00%
2.Moderate:		57	228	28.50%
3.Some what:		61	183	30.50%
4.Very little:		9	18	4.50%
5.Not at all:		11	11	5.50%
Total		200	750	75.00%

19 . What percentage of teachers uses ICT tools such as PPTs, Multimedia, animations, etc. while teaching		Responses	Weighted Responses	Percent
1.Above 90%:		68	340	34.00%
2.70 - 89%:		76	304	38.00%
3.50 - 69%:		39	117	19.50%
4.30 - 49%:		11	22	5.50%
5.Below 29%:		6	6	3.00%
Total		200	789	78.90%











20 . The overall quality of teaching-learning process in your institute is very good.		Responses	Weighted Responses	Percent
1.Strongly agree:		60	300	30.00%
2.Agree:		57	228	28.50%
3.Neutral:		58	174	29.00%
4.Disagree:		13	26	6.50%
5.Strongly disagree:		12	12	6.00%
Total		200	740	74.00%

21 . Give three observation / suggestions to improve the overall teaching - learning experience in your institution. (Observation/Suggestion may also be a review of any course content of the syllabus/ Content you would have wished to learn).		Responses	Weighted Responses	Percent
1.Write Your answer in comment box:		96	480	48.00%
Total		200	804	80.40%

Survey Attainment Report

Survey Details

Survey: 23-24 ODD V SEM SSS IFS	Survey Type: Fresh Survey	Survey For: Facility Feedback
Department: Computer Science and Engineering	Program: B.Tech. Computer Science and Engineering in Computer Science and Engineering	
Report Summary: Number of people Responded / Total number of Responders: 128 / 137 People		





1 . Adequacy of Laboratory facilities (Number of set-ups/ equipments /tools etc.)		Responses	Weighted Responses	Percent
1.Excellent:		25	125	19.53%
2.Very Good:		34	136	26.56%
3.Good:		52	156	40.63%
4.Fair:		9	18	7.03%
5.Poor:		8	8	6.25%
Total		128	443	69.22%
2 . Mechanism and approach to provide exposure to external world through Internships, Field Visits, Guest Lectures, Expert Talks etc.		Responses	Weighted Responses	Percent
1.Excellent:		22	110	17.19%
2.Very Good:		32	128	25.00%
3.Good:		55	165	42.97%
4.Fair:		12	24	9.38%
5.Poor:		7	7	5.47%
Total		128	434	67.81%
3 . Infrastructure (Furniture/Black Board / Illumination/Ventilation etc.)		Responses	Weighted Responses	Percent

Sir Shantilal Badjate Charitable Trust, Nagpur
S. B. Jain Institute of Technology, Management & Research, Nagpur
(Approved by AICTE, An Autonomous Institute) Affiliated to R. T. M. Nagpur University
Department of Computer Science and Engineering

1.Excellent:		27	135	21.09%
2.Very Good:		33	132	25.78%
3.Good:		41	123	32.03%
4.Fair:		13	26	10.16%
5.Poor:		14	14	10.94%
Total		128	430	67.19%




4 . Mechanism and approach to deal with students/parents grievances

	Responses	Weighted Responses	Percent
--	-----------	--------------------	---------

1.Excellent:		26	130	20.31%
2.Very Good:		27	108	21.09%
3.Good:		52	156	40.63%
4.Fair:		10	20	7.81%
5.Poor:		13	13	10.16%
Total		128	427	66.72%

5 . Students guidance and mentoring facilities

	Responses	Weighted Responses	Percent
--	-----------	--------------------	---------




















1.Excellent:		22	110	17.19%
2.Very Good:		36	144	28.13%
3.Good:		45	135	35.16%
4.Fair:		14	28	10.94%
5.Poor:		11	11	8.59%
Total		128	428	66.88%

6 . Support for co-curricular and extra-curricular activities

	Responses	Weighted Responses	Percent
--	-----------	--------------------	---------

1.Excellent:		26	130	20.31%
2.Very Good:		31	124	24.22%
3.Good:		41	123	32.03%
4.Fair:		11	22	8.59%
5.Poor:		19	19	14.84%
Total		128	418	65.31%

Sir Shantilal Badjate Charitable Trust, Nagpur
S. B. Jain Institute of Technology, Management & Research, Nagpur
(Approved by AICTE, An Autonomous Institute) Affiliated to R. T. M. Nagpur University
Department of Computer Science and Engineering

7 . Library Facility		Responses	Weighted Responses	Percent
1.Excellent:		25	125	19.53%
2.Very Good:		37	148	28.91%
3.Good:		38	114	29.69%
4.Fair:		9	18	7.03%
5.Poor:		19	19	14.84%
Total		128	424	66.25%
8 . Sports Facility		Responses	Weighted Responses	Percent
1.Excellent:		27	135	21.09%
2.Very Good:		25	100	19.53%
3.Good:		42	126	32.81%
4.Fair:		11	22	8.59%
5.Poor:		23	23	17.97%
Total		128	406	63.44%
9 . Canteen Facility		Responses	Weighted Responses	Percent
1.Excellent:		24	120	18.75%
2.Very Good:		34	136	26.56%
3.Good:		43	129	33.59%
4.Fair:		15	30	11.72%
5.Poor:		12	12	9.38%
Total		128	427	66.72%
10 . Transport Facility		Responses	Weighted Responses	Percent
1.Excellent:		26	130	20.31%
2.Very Good:		28	112	21.88%
3.Good:		43	129	33.59%
4.Fair:		17	34	13.28%

Sir Shantilal Badjate Charitable Trust, Nagpur
S. B. Jain Institute of Technology, Management & Research, Nagpur
(Approved by AICTE, An Autonomous Institute) Affiliated to R. T. M. Nagpur University
Department of Computer Science and Engineering

5.Poor:		14	14	10.94%
Total		128	419	65.47%

11 . Internet Facility		Responses	Weighted Responses	Percent
------------------------	--	-----------	--------------------	---------

1.Excellent:		19	95	14.84%
2.Very Good:		30	120	23.44%
3.Good:		42	126	32.81%
4.Fair:		18	36	14.06%
5.Poor:		19	19	14.84%
Total		128	396	61.88%

12 . Housekeeping		Responses	Weighted Responses	Percent
-------------------	--	-----------	--------------------	---------

1.Excellent:		28	140	21.88%
2.Very Good:		28	112	21.88%
3.Good:		50	150	39.06%
4.Fair:		7	14	5.47%
5.Poor:		15	15	11.72%
Total		128	431	67.34%


13 . First Aid Facility		Responses	Weighted Responses	Percent
-------------------------	--	-----------	--------------------	---------

1.Excellent:		24	120	18.75%
2.Very Good:		36	144	28.13%
3.Good:		42	126	32.81%
4.Fair:		12	24	9.38%
5.Poor:		14	14	10.94%
Total		128	428	66.88%

14 . Security Facility		Responses	Weighted Responses	Percent
------------------------	--	-----------	--------------------	---------

1.Excellent:		31	155	24.22%
2.Very Good:		32	128	25.00%

Sir Shantilal Badjate Charitable Trust, Nagpur
S. B. Jain Institute of Technology, Management & Research, Nagpur
(Approved by AICTE, An Autonomous Institute) Affiliated to R. T. M. Nagpur University
Department of Computer Science and Engineering

3.Good:		47	141	36.72%
4.Fair:		7	14	5.47%
5.Poor:		11	11	8.59%
Total		128	449	70.16%

Survey Attainment Report

Survey Details






Survey: 23-24 ODD V SEM SSS TLP	Survey Type: Fresh Survey	Survey For: Facility Feedback
Department: Computer Science and Engineering	Program: B.Tech. Computer Science and Engineering in Computer Science and Engineering	
Report Summary: Number of people Responded / Total number of Responders: 126 / 137 People		

1 . How much of the syllabus was covered in the class?		Responses	Weighted Responses	Percent
1.85 to 100%:		57	285	44.88%
2.70 to 84%:		43	172	33.86%
3.55 to 69%:		22	66	17.32%
4.30 to 54%:		4	8	3.15%
5.Below 30%:		1	1	0.79%
Total		127	532	83.78%
2 . How well did the teachers prepare for the classes?		Responses	Weighted Responses	Percent
1.Thoroughly:		26	130	20.47%
2. Satisfactorily :		73	292	57.48%
3.Poorly:		18	54	14.17%
4.Indifferently:		6	12	4.72%
5.Won't teach at all:		4	4	3.15%
Total		127	492	77.48%
3 . How well were the teachers able to communicate?n		Responses	Weighted Responses	Percent






Sir Shantilal Badjate Charitable Trust, Nagpur
S. B. Jain Institute of Technology, Management & Research, Nagpur
(Approved by AICTE, An Autonomous Institute) Affiliated to R. T. M. Nagpur University
Department of Computer Science and Engineering

1.Always effective:		36	180	28.35%
2.Sometimes effective:		51	204	40.16%
3.Just satisfactorily:		29	87	22.83%
4.Generally ineffective:		8	16	6.30%
5.Very poor communication:		3	3	2.36%
Total		127	490	77.17%

4 . The teacher's approach to teaching can best be described as

		Responses	Weighted Responses	Percent
1.Excellent:		23	115	18.25%
2.Very good:		37	148	29.37%
3.Good:		52	156	41.27%
4.Fair:		6	12	4.76%
5.Poor:		8	8	6.35%
Total		126	439	69.68%



















5 . Fairness of the internal evaluation process by the teachers

		Responses	Weighted Responses	Percent
1.Always fair:		35	175	27.78%
2.Usually fair:		48	192	38.10%
3.Sometimes unfair:		33	99	26.19%
4.Usually unfair:		6	12	4.76%
5.Unfair:		4	4	3.17%
Total		126	482	76.51%

6 . Was your performance in assignments discussed with you?



		Responses	Weighted Responses	Percent
1.Every time:		41	205	32.54%
2.Usually:		44	176	34.92%
3.Occasionally/Sometimes:		26	78	20.63%
4.Rarely:		6	12	4.76%
5.Never:		9	9	7.14%

Sir Shantilal Badjate Charitable Trust, Nagpur
S. B. Jain Institute of Technology, Management & Research, Nagpur
(Approved by AICTE, An Autonomous Institute) Affiliated to R. T. M. Nagpur University
Department of Computer Science and Engineering






Total		126	480	76.19%
7 . The institute takes active interest in promoting internship opportunities for students.				
		Responses	Weighted Responses	Percent
1.Regularly:		34	170	26.98%
2.Often:		38	152	30.16%
3.Sometimes:		29	87	23.02%
4.Rarely:		16	32	12.70%
5.Never:		9	9	7.14%
Total		126	450	71.43%
8 . The teaching and mentoring process in your institution facilitates you in cognitive, social and emotional growth.				
		Responses	Weighted Responses	Percent
1.Significantly:		37	185	29.37%
2.Very well:		34	136	26.98%
3.Moderately:		36	108	28.57%
4.Marginally:		9	18	7.14%
5.Not at all:		10	10	7.94%
Total		126	457	72.54%
9 . The institution provides multiple opportunities to learn and grow.				
		Responses	Weighted Responses	Percent
1.Strongly agree:		29	145	23.02%
2.Agree:		35	140	27.78%
3.Neutral:		41	123	32.54%
4.Disagree:		13	26	10.32%
5.Strongly disagree:		8	8	6.35%
Total		126	442	70.16%
10 . Teachers inform you about your expected competencies, course outcomes and programme outcomes and review the course syllabus in the class.				
		Responses	Weighted Responses	Percent
1.Every time:		41	205	32.54%
2.Usually:		42	168	33.33%
3.Occasionally/Sometimes:		29	87	23.02%


Sir Shantilal Badjate Charitable Trust, Nagpur
S. B. Jain Institute of Technology, Management & Research, Nagpur
(Approved by AICTE, An Autonomous Institute) Affiliated to R. T. M. Nagpur University
Department of Computer Science and Engineering

4. Rarely:		7	14	5.56%
5. Never:		7	7	5.56%
Total		126	481	76.35%


11 . Your mentor does a necessary follow-up with an assigned task to you		Responses	Weighted Responses	Percent
1. Every time:		40	200	31.75%
2. Usually:		42	168	33.33%
3. Occasionally/Sometimes:		27	81	21.43%
4. Rarely:		12	24	9.52%
5. I don't have a mentor:		5	5	3.97%
Total		126	478	75.87%

12 . The teachers illustrate the concepts through examples and applications.		Responses	Weighted Responses	Percent
1. Every time:		43	215	34.13%
2. Usually:		37	148	29.37%
3. Occasionally/Sometimes:		37	111	29.37%
4. Rarely:		4	8	3.17%
5. Never:		5	5	3.97%
Total		126	487	77.30%






13 . The teachers identify your strengths and encourage you with providing right level of challenges.		Responses	Weighted Responses	Percent
1. Fully:		38	190	30.16%
2. Reasonably:		39	156	30.95%
3. Partially:		32	96	25.40%
4. Slightly:		9	18	7.14%
5. Unable to:		8	8	6.35%
Total		126	468	74.29%

14 . Teachers are able to identify your weaknesses and help you to overcome them.		Responses	Weighted Responses	Percent
1. Every time:		42	210	33.33%

Sir Shantilal Badjate Charitable Trust, Nagpur
S. B. Jain Institute of Technology, Management & Research, Nagpur
(Approved by AICTE, An Autonomous Institute) Affiliated to R. T. M. Nagpur University
Department of Computer Science and Engineering

2. Usually:		34	136	26.98%
3. Occasionally/Sometimes:		35	105	27.78%
4. Rarely:		9	18	7.14%
5. Never:		6	6	4.76%
Total		126	475	75.40%






15 . The institution makes effort to engage students in the monitoring, review and continuous quality improvement of the teaching learning process.\n

		Responses	Weighted Responses	Percent
1. Strongly agree:		36	180	28.57%
2. Agree:		39	156	30.95%
3. Neutral:		35	105	27.78%
4. Disagree:		11	22	8.73%
5. Strongly disagree:		5	5	3.97%
Total		126	468	74.29%

16 . The institute/ teachers use student centric methods, such as experiential learning, participative learning and problem solving methodologies for enhancing learning\nexperiences.

		Responses	Weighted Responses	Percent
1. To a great extent:		34	170	26.98%
2. Moderate:		43	172	34.13%
3. Some what:		33	99	26.19%
4. Very little:		7	14	5.56%
5. Not at all:		9	9	7.14%
Total		126	464	73.65%






17 . Teachers encourage you to participate in extracurricular activities.






		Responses	Weighted Responses	Percent
1. Strongly agree:		23	115	18.25%
2. Agree:		48	192	38.10%
3. Neutral:		39	117	30.95%
4. Disagree:		12	24	9.52%
5. Strongly disagree:		4	4	3.17%
Total		126	452	71.75%


18 . Efforts are made by the institute/ teachers to inculcate soft skills, life skills and employability skills to make you ready for the world of work.

Sir Shantilal Badjate Charitable Trust, Nagpur
S. B. Jain Institute of Technology, Management & Research, Nagpur
(Approved by AICTE, An Autonomous Institute) Affiliated to R. T. M. Nagpur University
Department of Computer Science and Engineering

1.To a great extent:		29	145	23.02%
2.Moderate:		49	196	38.89%
3.Some what:		37	111	29.37%
4.Very little:		6	12	4.76%
5.Not at all:		5	5	3.97%
Total		126	469	74.44%

19 . What percentage of teachers uses ICT tools such as PPTs, Multimedia, animations, etc. while teaching		Responses	Weighted Responses	Percent
1.Above 90%:		41	205	32.54%
2.70 - 89%:		52	208	41.27%
3.50 - 69%:		19	57	15.08%
4.30 - 49%:		9	18	7.14%
5.Below 29%:		5	5	3.97%
Total		126	493	78.25%











20 . The overall quality of teaching-learning process in your institute is very good.		Responses	Weighted Responses	Percent
1.Strongly agree:		34	170	26.98%
2.Agree:		39	156	30.95%
3.Neutral:		41	123	32.54%
4.Disagree:		5	10	3.97%
5.Strongly disagree:		7	7	5.56%
Total		126	466	73.97%

21 . Give three observation / suggestions to improve the overall teaching - learning experience in your institution. (Observation/Suggestion may also be a review of any course content of the syllabus/ Content you would have wished to learn).		Responses	Weighted Responses	Percent
1.Write Your answer in comment box:		48	240	38.10%
Total		126	503	79.84%

Survey Attainment Report

Survey Details

Survey: 23-24 ODD VII Sem SSS IFS	Survey Type: Fresh Survey	Survey For: Facility Feedback
Department: Computer Science and Engineering	Program: B.Tech. Computer Science and Engineering in Computer Science and Engineering	
Report Summary: Number of people Responded / Total number of Responders: 122 / 140 People		






1 . Adequacy of Laboratory facilities (Number of set-ups/ equipments /tools etc.)		Responses	Weighted Responses	Percent
1.Excellent:		26	130	21.31%
2.Very Good:		30	120	24.59%
3.Good:		47	141	38.52%
4.Fair:		9	18	7.38%
5.Poor:		10	10	8.20%
Total		122	419	68.69%
2 . Mechanism and approach to provide exposure to external world through Internships, Field Visits, Guest Lectures, Expert Talks etc.		Responses	Weighted Responses	Percent
1.Excellent:		27	135	22.13%
2.Very Good:		27	108	22.13%
3.Good:		48	144	39.34%
4.Fair:		7	14	5.74%
5.Poor:		13	13	10.66%
Total		122	414	67.87%
3 . Infrastructure (Furniture/Black Board / Illumination/Ventilation etc.)		Responses	Weighted Responses	Percent

Sir Shantilal Badjate Charitable Trust, Nagpur
S. B. Jain Institute of Technology, Management & Research, Nagpur
(Approved by AICTE, An Autonomous Institute) Affiliated to R. T. M. Nagpur University
Department of Computer Science and Engineering

1.Excellent:		25	125	20.49%
2.Very Good:		38	152	31.15%
3.Good:		39	117	31.97%
4.Fair:		7	14	5.74%
5.Poor:		13	13	10.66%
Total		122	421	69.02%


4 . Mechanism and approach to deal with students/parents grievances

	Responses	Weighted Responses	Percent
--	-----------	--------------------	---------

1.Excellent:		28	140	22.95%
2.Very Good:		28	112	22.95%
3.Good:		45	135	36.89%
4.Fair:		7	14	5.74%
5.Poor:		14	14	11.48%
Total		122	415	68.03%

5 . Students guidance and mentoring facilities

	Responses	Weighted Responses	Percent
--	-----------	--------------------	---------




















1.Excellent:		23	115	18.85%
2.Very Good:		36	144	29.51%
3.Good:		39	117	31.97%
4.Fair:		7	14	5.74%
5.Poor:		17	17	13.93%
Total		122	407	66.72%

6 . Support for co-curricular and extra-curricular activities

	Responses	Weighted Responses	Percent
--	-----------	--------------------	---------

1.Excellent:		22	110	18.03%
2.Very Good:		28	112	22.95%
3.Good:		47	141	38.52%
4.Fair:		10	20	8.20%
5.Poor:		15	15	12.30%
Total		122	398	65.25%

Sir Shantilal Badjate Charitable Trust, Nagpur
S. B. Jain Institute of Technology, Management & Research, Nagpur
(Approved by AICTE, An Autonomous Institute) Affiliated to R. T. M. Nagpur University
Department of Computer Science and Engineering

7 . Library Facility		Responses	Weighted Responses	Percent
1.Excellent:		31	155	25.41%
2.Very Good:		30	120	24.59%
3.Good:		43	129	35.25%
4.Fair:		5	10	4.10%
5.Poor:		13	13	10.66%
Total		122	427	70.00%
8 . Sports Facility		Responses	Weighted Responses	Percent
1.Excellent:		27	135	22.13%
2.Very Good:		29	116	23.77%
3.Good:		41	123	33.61%
4.Fair:		9	18	7.38%
5.Poor:		16	16	13.11%
Total		122	408	66.89%
9 . Canteen Facility		Responses	Weighted Responses	Percent
1.Excellent:		32	160	26.23%
2.Very Good:		29	116	23.77%
3.Good:		41	123	33.61%
4.Fair:		7	14	5.74%
5.Poor:		13	13	10.66%
Total		122	426	69.84%
10 . Transport Facility		Responses	Weighted Responses	Percent
1.Excellent:		26	130	21.31%
2.Very Good:		30	120	24.59%
3.Good:		47	141	38.52%
4.Fair:		4	8	3.28%

Sir Shantilal Badjate Charitable Trust, Nagpur
S. B. Jain Institute of Technology, Management & Research, Nagpur
(Approved by AICTE, An Autonomous Institute) Affiliated to R. T. M. Nagpur University
Department of Computer Science and Engineering

5.Poor:		15	15	12.30%
Total		122	414	67.87%

11 . Internet Facility		Responses	Weighted Responses	Percent
------------------------	--	-----------	--------------------	---------

1.Excellent:		25	125	20.49%
2.Very Good:		32	128	26.23%
3.Good:		42	126	34.43%
4.Fair:		6	12	4.92%
5.Poor:		17	17	13.93%
Total		122	408	66.89%

12 . Housekeeping		Responses	Weighted Responses	Percent
-------------------	--	-----------	--------------------	---------

1.Excellent:		22	110	18.03%
2.Very Good:		33	132	27.05%
3.Good:		48	144	39.34%
4.Fair:		5	10	4.10%
5.Poor:		14	14	11.48%
Total		122	410	67.21%

13 . First Aid Facility		Responses	Weighted Responses	Percent
-------------------------	--	-----------	--------------------	---------

1.Excellent:		31	155	25.41%
2.Very Good:		29	116	23.77%
3.Good:		39	117	31.97%
4.Fair:		10	20	8.20%
5.Poor:		13	13	10.66%
Total		122	421	69.02%

14 . Security Facility		Responses	Weighted Responses	Percent
------------------------	--	-----------	--------------------	---------

1.Excellent:		32	160	26.23%
2.Very Good:		30	120	24.59%











Sir Shantilal Badjate Charitable Trust, Nagpur
S. B. Jain Institute of Technology, Management & Research, Nagpur
(Approved by AICTE, An Autonomous Institute) Affiliated to R. T. M. Nagpur University
Department of Computer Science and Engineering

3.Good:		42	126	34.43%
4.Fair:		5	10	4.10%
5.Poor:		13	13	10.66%
Total		122	429	70.33%

Survey Attainment Report

Survey Details






Survey: 23-24 ODD VII Sem SSS TLP	Survey Type: Fresh Survey	Survey For: Facility Feedback
Department: Computer Science and Engineering	Program: B.Tech. Computer Science and Engineering in Computer Science and Engineering	
Report Summary: Number of people Responded / Total number of Responders: 122 / 140 People		

		Responses	Weighted Responses	Percent
1 . How much of the syllabus was covered in the class?				
1.85 to 100%:		45	225	36.89%
2.70 to 84%:		44	176	36.07%
3.55 to 69%:		21	63	17.21%
4.30 to 54%:		7	14	5.74%
5.Below 30%:		5	5	4.10%
Total		122	483	79.18%
2 . How well did the teachers prepare for the classes?				
1.Thoroughly:		35	175	28.69%
2. Satisfactorily :		50	200	40.98%
3.Poorly:		26	78	21.31%
4.Indifferently:		5	10	4.10%
5.Won't teach at all:		6	6	4.92%
Total		122	469	76.89%
3 . How well were the teachers able to communicate?n				
		Responses	Weighted Responses	Percent






Sir Shantilal Badjate Charitable Trust, Nagpur
S. B. Jain Institute of Technology, Management & Research, Nagpur
(Approved by AICTE, An Autonomous Institute) Affiliated to R. T. M. Nagpur University
Department of Computer Science and Engineering

1.Always effective:		37	185	30.33%
2.Sometimes effective:		42	168	34.43%
3.Just satisfactorily:		29	87	23.77%
4.Generally ineffective:		6	12	4.92%
5.Very poor communication:		8	8	6.56%
Total		122	460	75.41%

4 . The teacher's approach to teaching can best be described as

		Responses	Weighted Responses	Percent
1.Excellent:		36	180	29.51%
2.Very good:		33	132	27.05%
3.Good:		36	108	29.51%
4.Fair:		8	16	6.56%
5.Poor:		9	9	7.38%
Total		122	445	72.95%



















5 . Fairness of the internal evaluation process by the teachers

		Responses	Weighted Responses	Percent
1.Always fair:		36	180	29.51%
2.Usually fair:		48	192	39.34%
3.Sometimes unfair:		24	72	19.67%
4.Usually unfair:		8	16	6.56%
5.Unfair:		6	6	4.92%
Total		122	466	76.39%

6 . Was your performance in assignments discussed with you?


		Responses	Weighted Responses	Percent
1.Every time:		38	190	31.15%
2.Usually:		36	144	29.51%
3.Occasionally/Sometimes:		35	105	28.69%
4.Rarely:		6	12	4.92%
5.Never:		7	7	5.74%

Sir Shantilal Badjate Charitable Trust, Nagpur
S. B. Jain Institute of Technology, Management & Research, Nagpur
(Approved by AICTE, An Autonomous Institute) Affiliated to R. T. M. Nagpur University
Department of Computer Science and Engineering






Total		122	458	75.08%
7 . The institute takes active interest in promoting internship opportunities for students.		Responses	Weighted Responses	Percent
1.Regularly:		41	205	33.61%
2.Often:		38	152	31.15%
3.Sometimes:		29	87	23.77%
4.Rarely:		8	16	6.56%
5.Never:		6	6	4.92%
Total		122	466	76.39%
8 . The teaching and mentoring process in your institution facilitates you in cognitive, social and emotional growth.		Responses	Weighted Responses	Percent
1.Significantly:		36	180	29.51%
2.Very well:		33	132	27.05%
3.Moderately:		40	120	32.79%
4 Marginally:		3	6	2.46%
5.Not at all:		10	10	8.20%
Total		122	448	73.44%
9 . The institution provides multiple opportunities to learn and grow.		Responses	Weighted Responses	Percent
1.Strongly agree:		31	155	25.41%
2.Agree:		45	180	36.89%
3.Neutral:		35	105	28.69%
4.Disagree:		5	10	4.10%
5.Strongly disagree:		6	6	4.92%
Total		122	456	74.75%
10 . Teachers inform you about your expected competencies, course outcomes and programme outcomes and review the course syllabus in the class.		Responses	Weighted Responses	Percent
1.Every time:		38	190	31.15%
2.Usually:		42	168	34.43%
3.Occasionally/Sometimes:		28	84	22.95%


Sir Shantilal Badjate Charitable Trust, Nagpur
S. B. Jain Institute of Technology, Management & Research, Nagpur
(Approved by AICTE, An Autonomous Institute) Affiliated to R. T. M. Nagpur University
Department of Computer Science and Engineering

4. Rarely:		4	8	3.28%
5. Never:		10	10	8.20%
Total		122	460	75.41%

11 . Your mentor does a necessary follow-up with an assigned task to you		Responses	Weighted Responses	Percent
1. Every time:		38	190	31.15%
2. Usually:		45	180	36.89%
3. Occasionally/Sometimes:		29	87	23.77%
4. Rarely:		2	4	1.64%
5. I don't have a mentor:		8	8	6.56%
Total		122	469	76.89%

12 . The teachers illustrate the concepts through examples and applications.		Responses	Weighted Responses	Percent
1. Every time:		38	190	31.15%
2. Usually:		41	164	33.61%
3. Occasionally/Sometimes:		29	87	23.77%
4. Rarely:		4	8	3.28%
5. Never:		10	10	8.20%
Total		122	459	75.25%

13 . The teachers identify your strengths and encourage you with providing right level of challenges.		Responses	Weighted Responses	Percent
1. Fully:		37	185	30.33%
2. Reasonably:		39	156	31.97%
3. Partially:		33	99	27.05%
4. Slightly:		6	12	4.92%
5. Unable to:		7	7	5.74%
Total		122	459	75.25%

14 . Teachers are able to identify your weaknesses and help you to overcome them.		Responses	Weighted Responses	Percent
1. Every time:		41	205	33.61%

Sir Shantilal Badjate Charitable Trust, Nagpur
S. B. Jain Institute of Technology, Management & Research, Nagpur
(Approved by AICTE, An Autonomous Institute) Affiliated to R. T. M. Nagpur University
Department of Computer Science and Engineering

2. Usually:		37	148	30.33%
3. Occasionally/Sometimes:		31	93	25.41%
4. Rarely:		6	12	4.92%
5. Never:		7	7	5.74%
Total		122	465	76.23%

15 . The institution makes effort to engage students in the monitoring, review and continuous quality improvement of the teaching learning process.n

		Responses	Weighted Responses	Percent
1. Strongly agree:		34	170	27.87%
2. Agree:		42	168	34.43%
3. Neutral:		30	90	24.59%
4. Disagree:		6	12	4.92%
5. Strongly disagree:		10	10	8.20%
Total		122	450	73.77%

16 . The institute/ teachers use student centric methods, such as experiential learning, participative learning and problem solving methodologies for enhancing learning experiences.

		Responses	Weighted Responses	Percent
1. To a great extent:		40	200	32.79%
2. Moderate:		43	172	35.25%
3. Some what:		29	87	23.77%
4. Very little:		2	4	1.64%
5. Not at all:		8	8	6.56%
Total		122	471	77.21%






17 . Teachers encourage you to participate in extracurricular activities.






		Responses	Weighted Responses	Percent
1. Strongly agree:		32	160	26.23%
2. Agree:		44	176	36.07%
3. Neutral:		35	105	28.69%
4. Disagree:		3	6	2.46%
5. Strongly disagree:		8	8	6.56%
Total		122	455	74.59%


18 . Efforts are made by the institute/ teachers to inculcate soft skills, life skills and employability skills to make you ready for the world of work.

Sir Shantilal Badjate Charitable Trust, Nagpur
S. B. Jain Institute of Technology, Management & Research, Nagpur
(Approved by AICTE, An Autonomous Institute) Affiliated to R. T. M. Nagpur University
Department of Computer Science and Engineering

1.To a great extent:		39	195	31.97%
2.Moderate:		41	164	33.61%
3.Some what:		28	84	22.95%
4.Very little:		3	6	2.46%
5.Not at all:		11	11	9.02%
Total		122	460	75.41%

19 . What percentage of teachers uses ICT tools such as PPTs, Multimedia, animations, etc. while teaching		Responses	Weighted Responses	Percent
1.Above 90%:		50	250	40.98%
2.70 - 89%:		37	148	30.33%
3.50 - 69%:		24	72	19.67%
4.30 - 49%:		4	8	3.28%
5.Below 29%:		7	7	5.74%
Total		122	485	79.51%











20 . The overall quality of teaching-learning process in your institute is very good.		Responses	Weighted Responses	Percent
1.Strongly agree:		36	180	29.51%
2.Agree:		38	152	31.15%
3.Neutral:		31	93	25.41%
4.Disagree:		3	6	2.46%
5.Strongly disagree:		14	14	11.48%
Total		122	445	72.95%

21 . Give three observation / suggestions to improve the overall teaching - learning experience in your institution. (Observation/Suggestion may also be a review of any course content of the syllabus/ Content you would have wished to learn).		Responses	Weighted Responses	Percent
1.Write Your answer in comment box:		56	280	45.90%
Total		122	504	82.62%

Survey Attainment Report

Survey Details

Survey: 23-24 EVEN IV Sem SSS IFS (Part A)	Survey Type: Fresh Survey	Survey For: Facility Feedback
Department: Computer Science and Engineering	Program: B.Tech. Computer Science and Engineering in Computer Science and Engineering	
Report Summary: Number of people Responded / Total number of Responders: 189 / 208 People		



1 . Adequacy of Laboratory facilities (Number of set-ups/ equipments /tools etc.)	Responses	Weighted Responses	Percent
1.Excellent: 	48	240	25.40%
2.Very Good: 	41	164	21.69%
3.Good: 	75	225	39.68%
4.Fair: 	9	18	4.76%
5.Poor: 	16	16	8.47%
Total	189	663	70.16%
2 . Mechanism and approach to provide exposure to external world through Internships, Field Visits, Guest Lectures, Expert Talks etc.	Responses	Weighted Responses	Percent
1.Excellent: 	44	220	23.28%
2.Very Good: 	39	156	20.63%
3.Good: 	79	237	41.80%
4.Fair: 	11	22	5.82%
5.Poor: 	16	16	8.47%
Total	189	651	68.89%
3 . Infrastructure (Furniture/Black Board / Illumination/Ventilation etc.)	Responses	Weighted Responses	Percent

Sir Shantilal Badjate Charitable Trust, Nagpur
S. B. Jain Institute of Technology, Management & Research, Nagpur
(Approved by AICTE, An Autonomous Institute) Affiliated to R. T. M. Nagpur University
Department of Computer Science and Engineering

1.Excellent:		29	145	15.34%
2.Very Good:		42	168	22.22%
3.Good:		80	240	42.33%
4.Fair:		15	30	7.94%
5.Poor:		23	23	12.17%
Total		189	606	64.13%



4 . Mechanism and approach to deal with students/parents grievances

	Responses	Weighted Responses	Percent
--	-----------	--------------------	---------

1.Excellent:		41	205	21.69%
2.Very Good:		36	144	19.05%
3.Good:		79	237	41.80%
4.Fair:		14	28	7.41%
5.Poor:		19	19	10.05%
Total		189	633	66.98%

5 . Students guidance and mentoring facilities

	Responses	Weighted Responses	Percent
--	-----------	--------------------	---------




















1.Excellent:		44	220	23.28%
2.Very Good:		40	160	21.16%
3.Good:		70	210	37.04%
4.Fair:		16	32	8.47%
5.Poor:		19	19	10.05%
Total		189	641	67.83%

6 . Support for co-curricular and extra-curricular activities

	Responses	Weighted Responses	Percent
--	-----------	--------------------	---------

1.Excellent:		47	235	24.87%
2.Very Good:		38	152	20.11%
3.Good:		70	210	37.04%
4.Fair:		13	26	6.88%
5.Poor:		21	21	11.11%
Total		189	644	68.15%



Sir Shantilal Badjate Charitable Trust, Nagpur
S. B. Jain Institute of Technology, Management & Research, Nagpur
(Approved by AICTE, An Autonomous Institute) Affiliated to R. T. M. Nagpur University
Department of Computer Science and Engineering

7 . Library Facility		Responses	Weighted Responses	Percent
1.Excellent:		43	215	22.75%
2.Very Good:		42	168	22.22%
3.Good:		72	216	38.10%
4.Fair:		14	28	7.41%
5.Poor:		18	18	9.52%
Total		189	645	68.25%
8 . Sports Facility		Responses	Weighted Responses	Percent
1.Excellent:		39	195	20.63%
2.Very Good:		31	124	16.40%
3.Good:		79	237	41.80%
4.Fair:		13	26	6.88%
5.Poor:		27	27	14.29%
Total		189	609	64.44%
9 . Canteen Facility		Responses	Weighted Responses	Percent
1.Excellent:		39	195	20.63%
2.Very Good:		39	156	20.63%
3.Good:		77	231	40.74%
4.Fair:		16	32	8.47%
5.Poor:		18	18	9.52%
Total		189	632	66.88%
10 . Transport Facility		Responses	Weighted Responses	Percent
1.Excellent:		35	175	18.52%
2.Very Good:		31	124	16.40%
3.Good:		87	261	46.03%
4.Fair:		14	28	7.41%



Sir Shantilal Badjate Charitable Trust, Nagpur
S. B. Jain Institute of Technology, Management & Research, Nagpur
(Approved by AICTE, An Autonomous Institute) Affiliated to R. T. M. Nagpur University
Department of Computer Science and Engineering

5.Poor:		22	22	11.64%
Total		189	610	64.55%




11 . Internet Facility		Responses	Weighted Responses	Percent
------------------------	--	-----------	--------------------	---------

1.Excellent:		44	220	23.28%
2.Very Good:		36	144	19.05%
3.Good:		68	204	35.98%
4.Fair:		16	32	8.47%
5.Poor:		25	25	13.23%
Total		189	625	66.14%

12 . Housekeeping		Responses	Weighted Responses	Percent
-------------------	--	-----------	--------------------	---------

1.Excellent:		41	205	21.69%
2.Very Good:		36	144	19.05%
3.Good:		80	240	42.33%
4.Fair:		15	30	7.94%
5.Poor:		17	17	8.99%
Total		189	636	67.30%

13 . First Aid Facility		Responses	Weighted Responses	Percent
-------------------------	--	-----------	--------------------	---------

1.Excellent:		40	200	21.16%
2.Very Good:		45	180	23.81%
3.Good:		69	207	36.51%
4.Fair:		17	34	8.99%
5.Poor:		18	18	9.52%
Total		189	639	67.62%

14 . Security Facility		Responses	Weighted Responses	Percent
------------------------	--	-----------	--------------------	---------

1.Excellent:		53	265	28.04%
2.Very Good:		35	140	18.52%











Sir Shantilal Badjate Charitable Trust, Nagpur
S. B. Jain Institute of Technology, Management & Research, Nagpur
(Approved by AICTE, An Autonomous Institute) Affiliated to R. T. M. Nagpur University
Department of Computer Science and Engineering

3.Good:		73	219	38.62%
4.Fair:		14	28	7.41%
5.Poor:		14	14	7.41%
Total		189	666	70.48%

Survey Attainment Report

Survey Details






Survey: 23-24 EVEN IV Sem SSS TLP (Part B)	Survey Type: Fresh Survey	Survey For: Facility Feedback
Department: Computer Science and Engineering	Program: B.Tech. Computer Science and Engineering in Computer Science and Engineering	
Report Summary: Number of people Responded / Total number of Responders: 189 / 208 People		

1 . How much of the syllabus was covered in the class?		Responses	Weighted Responses	Percent
1.85 to 100%:		85	425	44.97%
2.70 to 84%:		51	204	26.98%
3.55 to 69%:		35	105	18.52%
4.30 to 54%:		8	16	4.23%
5.Below 30%:		10	10	5.29%
Total		189	760	80.42%
2 . How well did the teachers prepare for the classes?		Responses	Weighted Responses	Percent
1.Thoroughly:		54	270	28.57%
2. Satisfactorily :		78	312	41.27%
3.Poorly:		35	105	18.52%
4.Indifferently:		7	14	3.70%
5.Won't teach at all:		15	15	7.94%
Total		189	716	75.77%
3 . How well were the teachers able to communicate?\n		Responses	Weighted Responses	Percent






Sir Shantilal Badjate Charitable Trust, Nagpur
S. B. Jain Institute of Technology, Management & Research, Nagpur
(Approved by AICTE, An Autonomous Institute) Affiliated to R. T. M. Nagpur University
Department of Computer Science and Engineering

1.Always effective:		52	260	27.51%
2.Sometimes effective:		51	204	26.98%
3.Just satisfactorily:		61	183	32.28%
4.Generally ineffective:		12	24	6.35%
5.Very poor communication:		13	13	6.88%
Total		189	684	72.38%

4 . The teacher's approach to teaching can best be described as

		Responses	Weighted Responses	Percent
1.Excellent:		51	255	26.98%
2.Very good:		50	200	26.46%
3.Good:		67	201	35.45%
4.Fair:		12	24	6.35%
5.Poor:		9	9	4.76%
Total		189	689	72.91%



















5 . Fairness of the internal evaluation process by the teachers

		Responses	Weighted Responses	Percent
1.Always fair:		63	315	33.33%
2.Usually fair:		49	196	25.93%
3.Sometimes unfair:		53	159	28.04%
4.Usually unfair:		10	20	5.29%
5.Unfair:		14	14	7.41%
Total		189	704	74.50%

6 . Was your performance in assignments discussed with you?

		Responses	Weighted Responses	Percent
1.Every time:		67	335	35.45%
2.Usually:		43	172	22.75%
3.Occasionally/Sometimes:		59	177	31.22%
4.Rarely:		13	26	6.88%
5.Never:		7	7	3.70%

Sir Shantilal Badjate Charitable Trust, Nagpur
S. B. Jain Institute of Technology, Management & Research, Nagpur
(Approved by AICTE, An Autonomous Institute) Affiliated to R. T. M. Nagpur University
Department of Computer Science and Engineering






Total		189	717	75.87%
7 . The institute takes active interest in promoting internship opportunities for students.				
		Responses	Weighted Responses	Percent
1.Regularly:		69	345	36.51%
2.Often:		43	172	22.75%
3.Sometimes:		47	141	24.87%
4.Rarely:		14	28	7.41%
5.Never:		16	16	8.47%
Total		189	702	74.29%
8 . The teaching and mentoring process in your institution facilitates you in cognitive, social and emotional growth.				
		Responses	Weighted Responses	Percent
1.Significantly:		67	335	35.45%
2.Very well:		37	148	19.58%
3.Moderately:		67	201	35.45%
4.Marginally:		9	18	4.76%
5.Not at all:		9	9	4.76%
Total		189	711	75.24%
9 . The institution provides multiple opportunities to learn and grow.				
		Responses	Weighted Responses	Percent
1.Strongly agree:		57	285	30.16%
2.Agree:		61	244	32.28%
3.Neutral:		48	144	25.40%
4.Disagree:		8	16	4.23%
5.Strongly disagree:		15	15	7.94%
Total		189	704	74.50%
10 . Teachers inform you about your expected competencies, course outcomes and programme outcomes and review the course syllabus in the class.				
		Responses	Weighted Responses	Percent
1.Every time:		70	350	37.04%
2.Usually:		49	196	25.93%
3.Occasionally/Sometimes:		48	144	25.40%

Sir Shantilal Badjate Charitable Trust, Nagpur
S. B. Jain Institute of Technology, Management & Research, Nagpur
(Approved by AICTE, An Autonomous Institute) Affiliated to R. T. M. Nagpur University
Department of Computer Science and Engineering

4. Rarely:		6	12	3.17%
5. Never:		16	16	8.47%
Total		189	718	75.98%

11 . Your mentor does a necessary follow-up with an assigned task to you

	Responses	Weighted Responses	Percent
--	-----------	--------------------	---------

1. Every time:		77	385	40.74%
2. Usually:		49	196	25.93%
3. Occasionally/Sometimes:		46	138	24.34%
4. Rarely:		7	14	3.70%
5. I don't have a mentor:		10	10	5.29%
Total		189	743	78.62%


12 . The teachers illustrate the concepts through examples and applications.

	Responses	Weighted Responses	Percent
--	-----------	--------------------	---------

1. Every time:		69	345	36.51%
2. Usually:		47	188	24.87%
3. Occasionally/Sometimes:		53	159	28.04%
4. Rarely:		8	16	4.23%
5. Never:		12	12	6.35%
Total		189	720	76.19%

13 . The teachers identify your strengths and encourage you with providing right level of challenges.

	Responses	Weighted Responses	Percent
--	-----------	--------------------	---------

1. Fully:		70	350	37.04%
2. Reasonably:		52	208	27.51%
3. Partially:		44	132	23.28%
4. Slightly:		12	24	6.35%
5. Unable to:		11	11	5.82%
Total		189	725	76.72%

14 . Teachers are able to identify your weaknesses and help you to overcome them.

	Responses	Weighted Responses	Percent
--	-----------	--------------------	---------

1. Every time:		72	360	38.10%
----------------	--	----	-----	--------

Sir Shantilal Badjate Charitable Trust, Nagpur
S. B. Jain Institute of Technology, Management & Research, Nagpur
(Approved by AICTE, An Autonomous Institute) Affiliated to R. T. M. Nagpur University
Department of Computer Science and Engineering

2. Usually:		46	184	24.34%
3. Occasionally/Sometimes:		47	141	24.87%
4. Rarely:		13	26	6.88%
5. Never:		11	11	5.82%
Total		189	722	76.40%

15 . The institution makes effort to engage students in the monitoring, review and continuous quality improvement of the teaching learning process.\n

		Responses	Weighted Responses	Percent
1. Strongly agree:		67	335	35.45%
2. Agree:		52	208	27.51%
3. Neutral:		52	156	27.51%
4. Disagree:		8	16	4.23%
5. Strongly disagree:		10	10	5.29%
Total		189	725	76.72%

16 . The institute/ teachers use student centric methods, such as experiential learning, participative learning and problem solving methodologies for enhancing learning\nexperiences.

1. To a great extent:		67	335	35.45%
2. Moderate:		49	196	25.93%
3. Some what:		55	165	29.10%
4. Very little:		10	20	5.29%
5. Not at all:		8	8	4.23%
Total		189	724	76.61%

17 . Teachers encourage you to participate in extracurricular activities.

1. Strongly agree:		49	245	25.93%
2. Agree:		54	216	28.57%
3. Neutral:		67	201	35.45%
4. Disagree:		10	20	5.29%
5. Strongly disagree:		9	9	4.76%
Total		189	691	73.12%

18 . Efforts are made by the institute/ teachers to inculcate soft skills, life skills and employability skills to make you ready for the world of work.

Sir Shantilal Badjate Charitable Trust, Nagpur
S. B. Jain Institute of Technology, Management & Research, Nagpur
(Approved by AICTE, An Autonomous Institute) Affiliated to R. T. M. Nagpur University
Department of Computer Science and Engineering

1.To a great extent:		74	370	39.15%
2.Moderate:		47	188	24.87%
3.Some what:		54	162	28.57%
4.Very little:		4	8	2.12%
5.Not at all:		10	10	5.29%
Total		189	738	78.10%


19 . What percentage of teachers uses ICT tools such as PPTs, Multimedia, animations, etc. while teaching

		Responses	Weighted Responses	Percent
1.Above 90%:		77	385	40.74%
2.70 - 89%:		56	224	29.63%
3.50 - 69%:		34	102	17.99%
4.30 - 49%:		15	30	7.94%
5.Below 29%:		7	7	3.70%
Total		189	748	79.15%

20 . The overall quality of teaching-learning process in your institute is very good.

		Responses	Weighted Responses	Percent
1.Strongly agree:		62	310	32.80%
2.Agree:		52	208	27.51%
3.Neutral:		50	150	26.46%
4.Disagree:		8	16	4.23%
5.Strongly disagree:		17	17	8.99%
Total		189	701	74.18%











21 . Give three observation / suggestions to improve the overall teaching - learning experience in your institution. (Observation/Suggestion may also be a review of any course content of the syllabus/ Content you would have wished to learn).

		Responses	Weighted Responses	Percent
1.Write Your answer in comment box:		85	425	44.97%
Total		189	763	80.74%

Survey Attainment Report

Survey Details

Survey: 23-24 EVEN VI SEM SSS IFS (Part A)	Survey Type: Fresh Survey	Survey For: Facility Feedback
Department: Computer Science and Engineering	Program: B.Tech. Computer Science and Engineering in Computer Science and Engineering	
Report Summary: Number of people Responded / Total number of Responders: 121 / 136 People		




1 . Adequacy of Laboratory facilities (Number of set-ups/ equipments /tools etc.)		Responses	Weighted Responses	Percent
1.Excellent:		29	145	23.97%
2.Very Good:		29	116	23.97%
3.Good:		45	135	37.19%
4.Fair:		9	18	7.44%
5.Poor:		9	9	7.44%
Total		121	423	69.92%
2 . Mechanism and approach to provide exposure to external world through Internships, Field Visits, Guest Lectures, Expert Talks etc.		Responses	Weighted Responses	Percent
1.Excellent:		37	185	30.58%
2.Very Good:		24	96	19.83%
3.Good:		38	114	31.41%
4.Fair:		8	16	6.61%
5.Poor:		14	14	11.57%
Total		121	425	70.25%
3 . Infrastructure (Furniture/Black Board / Illumination/Ventilation etc.)		Responses	Weighted Responses	Percent

Sir Shantilal Badjate Charitable Trust, Nagpur
S. B. Jain Institute of Technology, Management & Research, Nagpur
(Approved by AICTE, An Autonomous Institute) Affiliated to R. T. M. Nagpur University
Department of Computer Science and Engineering

1.Excellent:		28	140	23.14%
2.Very Good:		29	116	23.97%
3.Good:		44	132	36.36%
4.Fair:		11	22	9.09%
5.Poor:		9	9	7.44%
Total		121	419	69.26%


4 . Mechanism and approach to deal with students/parents grievances

	Responses	Weighted Responses	Percent
--	------------------	---------------------------	----------------

1.Excellent:		22	110	18.18%
2.Very Good:		23	92	19.01%
3.Good:		55	165	45.45%
4.Fair:		5	10	4.13%
5.Poor:		16	16	13.22%
Total		121	393	64.96%

5 . Students guidance and mentoring facilities

	Responses	Weighted Responses	Percent
--	------------------	---------------------------	----------------




















1.Excellent:		32	160	26.45%
2.Very Good:		27	108	22.31%
3.Good:		40	120	33.06%
4.Fair:		11	22	9.09%
5.Poor:		11	11	9.09%
Total		121	421	69.59%

6 . Support for co-curricular and extra-curricular activities

	Responses	Weighted Responses	Percent
--	------------------	---------------------------	----------------

1.Excellent:		28	140	23.14%
2.Very Good:		25	100	20.66%
3.Good:		46	138	38.02%
4.Fair:		7	14	5.79%
5.Poor:		15	15	12.40%
Total		121	407	67.27%



Sir Shantilal Badjate Charitable Trust, Nagpur
S. B. Jain Institute of Technology, Management & Research, Nagpur
(Approved by AICTE, An Autonomous Institute) Affiliated to R. T. M. Nagpur University
Department of Computer Science and Engineering

7 . Library Facility		Responses	Weighted Responses	Percent
1.Excellent:		29	145	23.97%
2.Very Good:		30	120	24.79%
3.Good:		43	129	35.54%
4.Fair:		9	18	7.44%
5.Poor:		10	10	8.26%
Total		121	422	69.75%
8 . Sports Facility		Responses	Weighted Responses	Percent
1.Excellent:		30	150	24.79%
2.Very Good:		21	84	17.36%
3.Good:		47	141	38.84%
4.Fair:		7	14	5.79%
5.Poor:		16	16	13.22%
Total		121	405	66.94%
9 . Canteen Facility		Responses	Weighted Responses	Percent
1.Excellent:		33	165	27.27%
2.Very Good:		25	100	20.66%
3.Good:		45	135	37.19%
4.Fair:		7	14	5.79%
5.Poor:		11	11	9.09%
Total		121	425	70.25%
10 . Transport Facility		Responses	Weighted Responses	Percent
1.Excellent:		26	130	21.49%
2.Very Good:		21	84	17.36%
3.Good:		50	150	41.32%
4.Fair:		7	14	5.79%




Sir Shantilal Badjate Charitable Trust, Nagpur
S. B. Jain Institute of Technology, Management & Research, Nagpur
(Approved by AICTE, An Autonomous Institute) Affiliated to R. T. M. Nagpur University
Department of Computer Science and Engineering

5.Poor:		17	17	14.05%
Total		121	395	65.29%


11 . Internet Facility		Responses	Weighted Responses	Percent
------------------------	--	-----------	--------------------	---------

1.Excellent:		27	135	22.31%
2.Very Good:		27	108	22.31%
3.Good:		39	117	32.23%
4.Fair:		8	16	6.61%
5.Poor:		20	20	16.53%
Total		121	396	65.45%

12 . Housekeeping		Responses	Weighted Responses	Percent
-------------------	--	-----------	--------------------	---------

1.Excellent:		32	160	26.45%
2.Very Good:		22	88	18.18%
3.Good:		55	165	45.45%
4.Fair:		3	6	2.48%
5.Poor:		9	9	7.44%
Total		121	428	70.74%

13 . First Aid Facility		Responses	Weighted Responses	Percent
-------------------------	--	-----------	--------------------	---------

1.Excellent:		38	190	31.41%
2.Very Good:		27	108	22.31%
3.Good:		39	117	32.23%
4.Fair:		9	18	7.44%
5.Poor:		8	8	6.61%
Total		121	441	72.89%

14 . Security Facility		Responses	Weighted Responses	Percent
------------------------	--	-----------	--------------------	---------

1.Excellent:		36	180	29.75%
2.Very Good:		23	92	19.01%











Sir Shantilal Badjate Charitable Trust, Nagpur
S. B. Jain Institute of Technology, Management & Research, Nagpur
(Approved by AICTE, An Autonomous Institute) Affiliated to R. T. M. Nagpur University
Department of Computer Science and Engineering

3.Good:		41	123	33.88%
4.Fair:		8	16	6.61%
5.Poor:		13	13	10.74%
Total		121	424	70.08%

Survey Attainment Report

Survey Details






Survey: 23-24 EVEN VI SEM SSS TLP (Part B)	Survey Type: Fresh Survey	Survey For: Facility Feedback
Department: Computer Science and Engineering	Program: B.Tech. Computer Science and Engineering in Computer Science and Engineering	
Report Summary: Number of people Responded / Total number of Responders: 121 / 136 People		

1 . How much of the syllabus was covered in the class?		Responses	Weighted Responses	Percent
1.85 to 100%:		52	260	42.98%
2.70 to 84%:		27	108	22.31%
3.55 to 69%:		31	93	25.62%
4.30 to 54%:		5	10	4.13%
5.Below 30%:		6	6	4.96%
Total		121	477	78.84%
2 . How well did the teachers prepare for the classes?		Responses	Weighted Responses	Percent
1.Thoroughly:		34	170	28.10%
2. Satisfactorily :		48	192	39.67%
3.Poorly:		20	60	16.53%
4.Indifferently:		9	18	7.44%
5.Won't teach at all:		10	10	8.26%
Total		121	450	74.38%
3 . How well were the teachers able to communicate?n		Responses	Weighted Responses	Percent






Sir Shantilal Badjate Charitable Trust, Nagpur
S. B. Jain Institute of Technology, Management & Research, Nagpur
(Approved by AICTE, An Autonomous Institute) Affiliated to R. T. M. Nagpur University
Department of Computer Science and Engineering

1.Always effective:		43	215	35.54%
2.Sometimes effective:		30	120	24.79%
3.Just satisfactorily:		34	102	28.10%
4.Generally ineffective:		8	16	6.61%
5.Very poor communication:		6	6	4.96%
Total		121	459	75.87%

4 . The teacher's approach to teaching can best be described as

		Responses	Weighted Responses	Percent
1.Excellent:		38	190	31.41%
2.Very good:		28	112	23.14%
3.Good:		42	126	34.71%
4.Fair:		5	10	4.13%
5.Poor:		8	8	6.61%
Total		121	446	73.72%



















5 . Fairness of the internal evaluation process by the teachers

		Responses	Weighted Responses	Percent
1.Always fair:		40	200	33.06%
2.Usually fair:		38	152	31.41%
3.Sometimes unfair:		26	78	21.49%
4.Usually unfair:		9	18	7.44%
5.Unfair:		8	8	6.61%
Total		121	456	75.37%

6 . Was your performance in assignments discussed with you?

		Responses	Weighted Responses	Percent
1.Every time:		35	175	28.93%
2.Usually:		33	132	27.27%
3.Occasionally/Sometimes:		39	117	32.23%
4.Rarely:		4	8	3.31%
5.Never:		10	10	8.26%

Sir Shantilal Badjate Charitable Trust, Nagpur
S. B. Jain Institute of Technology, Management & Research, Nagpur
(Approved by AICTE, An Autonomous Institute) Affiliated to R. T. M. Nagpur University
Department of Computer Science and Engineering

Total		121	442	73.06%
7 . The institute takes active interest in promoting internship opportunities for students.				
		Responses	Weighted Responses	Percent
1.Regularly:		35	175	28.93%
2.Often:		35	140	28.93%
3.Sometimes:		35	105	28.93%
4.Rarely:		10	20	8.26%
5.Never:		6	6	4.96%
Total		121	446	73.72%
8 . The teaching and mentoring process in your institution facilitates you in cognitive, social and emotional growth.				
		Responses	Weighted Responses	Percent
1.Significantly:		35	175	28.93%
2.Very well:		30	120	24.79%
3.Moderately:		41	123	33.88%
4.Marginally:		5	10	4.13%
5.Not at all:		10	10	8.26%
Total		121	438	72.40%
9 . The institution provides multiple opportunities to learn and grow.				
		Responses	Weighted Responses	Percent
1.Strongly agree:		38	190	31.41%
2.Agree:		29	116	23.97%
3.Neutral:		42	126	34.71%
4.Disagree:		6	12	4.96%
5.Strongly disagree:		6	6	4.96%
Total		121	450	74.38%
10 . Teachers inform you about your expected competencies, course outcomes and programme outcomes and review the course syllabus in the class.				
		Responses	Weighted Responses	Percent
1.Every time:		46	230	38.02%
2.Usually:		27	108	22.31%
3.Occasionally/Sometimes:		35	105	28.93%

Sir Shantilal Badjate Charitable Trust, Nagpur
S. B. Jain Institute of Technology, Management & Research, Nagpur
(Approved by AICTE, An Autonomous Institute) Affiliated to R. T. M. Nagpur University
Department of Computer Science and Engineering

4. Rarely:		8	16	6.61%
5. Never:		5	5	4.13%
Total		121	464	76.69%

11 . Your mentor does a necessary follow-up with an assigned task to you		Responses	Weighted Responses	Percent
1. Every time:		41	205	33.88%
2. Usually:		33	132	27.27%
3. Occasionally/Sometimes:		30	90	24.79%
4. Rarely:		10	20	8.26%
5. I don't have a mentor:		7	7	5.79%
Total		121	454	75.04%

12 . The teachers illustrate the concepts through examples and applications.		Responses	Weighted Responses	Percent
1. Every time:		48	240	39.67%
2. Usually:		27	108	22.31%
3. Occasionally/Sometimes:		36	108	29.75%
4. Rarely:		4	8	3.31%
5. Never:		6	6	4.96%
Total		121	470	77.69%

13 . The teachers identify your strengths and encourage you with providing right level of challenges.		Responses	Weighted Responses	Percent
1. Fully:		40	200	33.06%
2. Reasonably:		32	128	26.45%
3. Partially:		36	108	29.75%
4. Slightly:		6	12	4.96%
5. Unable to:		7	7	5.79%
Total		121	455	75.21%

14 . Teachers are able to identify your weaknesses and help you to overcome them.		Responses	Weighted Responses	Percent
1. Every time:		40	200	33.06%

Sir Shantilal Badjate Charitable Trust, Nagpur
S. B. Jain Institute of Technology, Management & Research, Nagpur
(Approved by AICTE, An Autonomous Institute) Affiliated to R. T. M. Nagpur University
Department of Computer Science and Engineering

2. Usually:		31	124	25.62%
3. Occasionally/Sometimes:		37	111	30.58%
4. Rarely:		3	6	2.48%
5. Never:		10	10	8.26%
Total		121	451	74.55%

15 . The institution makes effort to engage students in the monitoring, review and continuous quality improvement of the teaching learning process.\n

	Responses	Weighted Responses	Percent
--	-----------	--------------------	---------

1. Strongly agree:		36	180	29.75%
2. Agree:		42	168	34.71%
3. Neutral:		30	90	24.79%
4. Disagree:		6	12	4.96%
5. Strongly disagree:		7	7	5.79%
Total		121	457	75.54%

16 . The institute/ teachers use student centric methods, such as experiential learning, participative learning and problem solving methodologies for enhancing learning\nexperiences.

	Responses	Weighted Responses	Percent
--	-----------	--------------------	---------

1. To a great extent:		38	190	31.41%
2. Moderate:		38	152	31.41%
3. Some what:		32	96	26.45%
4. Very little:		4	8	3.31%
5. Not at all:		9	9	7.44%
Total		121	455	75.21%

17 . Teachers encourage you to participate in extracurricular activities.

	Responses	Weighted Responses	Percent
--	-----------	--------------------	---------






1. Strongly agree:		35	175	28.93%
2. Agree:		40	160	33.06%
3. Neutral:		31	93	25.62%
4. Disagree:		7	14	5.79%
5. Strongly disagree:		8	8	6.61%
Total		121	450	74.38%






18 . Efforts are made by the institute/ teachers to inculcate soft skills, life skills and employability skills to make you ready for the world of work.


	Responses	Weighted Responses	Percent
--	-----------	--------------------	---------

Sir Shantilal Badjate Charitable Trust, Nagpur
S. B. Jain Institute of Technology, Management & Research, Nagpur
(Approved by AICTE, An Autonomous Institute) Affiliated to R. T. M. Nagpur University
Department of Computer Science and Engineering

1.To a great extent:		37	185	30.58%
2.Moderate:		36	144	29.75%
3.Some what:		36	108	29.75%
4.Very little:		6	12	4.96%
5.Not at all:		6	6	4.96%
Total		121	455	75.21%

19 . What percentage of teachers uses ICT tools such as PPTs, Multimedia, animations, etc. while teaching		Responses	Weighted Responses	Percent
1.Above 90%:		35	175	28.93%
2.70 - 89%:		40	160	33.06%
3.50 - 69%:		29	87	23.97%
4.30 - 49%:		10	20	8.26%
5.Below 29%:		7	7	5.79%
Total		121	449	74.21%











20 . The overall quality of teaching-learning process in your institute is very good.		Responses	Weighted Responses	Percent
1.Strongly agree:		35	175	28.93%
2.Agree:		36	144	29.75%
3.Neutral:		34	102	28.10%
4.Disagree:		5	10	4.13%
5.Strongly disagree:		11	11	9.09%
Total		121	442	73.06%

21 . Give three observation / suggestions to improve the overall teaching - learning experience in your institution. (Observation/Suggestion may also be a review of any course content of the syllabus/ Content you would have wished to learn).		Responses	Weighted Responses	Percent
1.Write Your answer in comment box:		48	240	39.67%
Total		121	473	78.18%

Survey Attainment Report

Survey Details

Survey: 2023-24 EVEN VIII SSS IFS	Survey Type: Fresh Survey	Survey For: Facility Feedback
Department: Computer Science and Engineering	Program: B.Tech. Computer Science and Engineering in Computer Science and Engineering	
Report Summary: Number of people Responded / Total number of Responders: 113 / 139 People		





		Responses	Weighted Responses	Percent
1 . Adequacy of Laboratory facilities (Number of set-ups/ equipments /tools etc.)				
1.Excellent:		29	145	25.66%
2.Very Good:		25	100	22.12%
3.Good:		37	111	32.74%
4.Fair:		8	16	7.08%
5.Poor:		14	14	12.39%
Total		113	386	68.32%
2 . Mechanism and approach to provide exposure to external world through Internships, Field Visits, Guest Lectures, Expert Talks etc.				
1.Excellent:		24	120	21.24%
2.Very Good:		22	88	19.47%
3.Good:		48	144	42.48%
4.Fair:		7	14	6.19%
5.Poor:		12	12	10.62%
Total		113	378	66.90%
3 . Infrastructure (Furniture/Black Board / Illumination/Ventilation etc.)				
		Responses	Weighted Responses	Percent

Sir Shantilal Badjate Charitable Trust, Nagpur
S. B. Jain Institute of Technology, Management & Research, Nagpur
(Approved by AICTE, An Autonomous Institute) Affiliated to R. T. M. Nagpur University
Department of Computer Science and Engineering

1.Excellent:		25	125	22.12%
2.Very Good:		22	88	19.47%
3.Good:		41	123	36.28%
4.Fair:		13	26	11.50%
5.Poor:		12	12	10.62%
Total		113	374	66.19%


4 . Mechanism and approach to deal with students/parents grievances

	Responses	Weighted Responses	Percent
--	-----------	--------------------	---------

1.Excellent:		22	110	19.47%
2.Very Good:		17	68	15.04%
3.Good:		52	156	46.02%
4.Fair:		6	12	5.31%
5.Poor:		16	16	14.16%
Total		113	362	64.07%

5 . Students guidance and mentoring facilities

	Responses	Weighted Responses	Percent
--	-----------	--------------------	---------




















1.Excellent:		22	110	19.47%
2.Very Good:		23	92	20.35%
3.Good:		40	120	35.40%
4.Fair:		11	22	9.73%
5.Poor:		17	17	15.04%
Total		113	361	63.89%

6 . Support for co-curricular and extra-curricular activities

	Responses	Weighted Responses	Percent
--	-----------	--------------------	---------

1.Excellent:		21	105	18.58%
2.Very Good:		25	100	22.12%
3.Good:		40	120	35.40%
4.Fair:		8	16	7.08%
5.Poor:		19	19	16.81%
Total		113	360	63.72%



Sir Shantilal Badjate Charitable Trust, Nagpur
S. B. Jain Institute of Technology, Management & Research, Nagpur
(Approved by AICTE, An Autonomous Institute) Affiliated to R. T. M. Nagpur University
Department of Computer Science and Engineering

7 . Library Facility		Responses	Weighted Responses	Percent
1.Excellent:		25	125	22.12%
2.Very Good:		24	96	21.24%
3.Good:		35	105	30.97%
4.Fair:		14	28	12.39%
5.Poor:		15	15	13.27%
Total		113	369	65.31%
8 . Sports Facility		Responses	Weighted Responses	Percent
1.Excellent:		26	130	23.01%
2.Very Good:		23	92	20.35%
3.Good:		34	102	30.09%
4.Fair:		8	16	7.08%
5.Poor:		22	22	19.47%
Total		113	362	64.07%
9 . Canteen Facility		Responses	Weighted Responses	Percent
1.Excellent:		25	125	22.12%
2.Very Good:		23	92	20.35%
3.Good:		37	111	32.74%
4.Fair:		13	26	11.50%
5.Poor:		15	15	13.27%
Total		113	369	65.31%
10 . Transport Facility		Responses	Weighted Responses	Percent
1.Excellent:		27	135	23.89%
2.Very Good:		18	72	15.93%
3.Good:		44	132	38.94%
4.Fair:		11	22	9.73%






Sir Shantilal Badjate Charitable Trust, Nagpur
S. B. Jain Institute of Technology, Management & Research, Nagpur
(Approved by AICTE, An Autonomous Institute) Affiliated to R. T. M. Nagpur University
Department of Computer Science and Engineering

5.Poor:		13	13	11.50%
Total		113	374	66.19%



11 . Internet Facility		Responses	Weighted Responses	Percent
------------------------	--	-----------	--------------------	---------

1.Excellent:		23	115	20.35%
2.Very Good:		25	100	22.12%
3.Good:		31	93	27.43%
4.Fair:		17	34	15.04%
5.Poor:		17	17	15.04%
Total		113	359	63.54%


12 . Housekeeping		Responses	Weighted Responses	Percent
-------------------	--	-----------	--------------------	---------

1.Excellent:		31	155	27.43%
2.Very Good:		24	96	21.24%
3.Good:		37	111	32.74%
4.Fair:		7	14	6.19%
5.Poor:		14	14	12.39%
Total		113	390	69.03%

13 . First Aid Facility		Responses	Weighted Responses	Percent
-------------------------	--	-----------	--------------------	---------

1.Excellent:		27	135	23.89%
2.Very Good:		21	84	18.58%
3.Good:		37	111	32.74%
4.Fair:		13	26	11.50%
5.Poor:		15	15	13.27%
Total		113	371	65.66%

14 . Security Facility		Responses	Weighted Responses	Percent
------------------------	--	-----------	--------------------	---------

1.Excellent:		25	125	22.12%
2.Very Good:		20	80	17.70%











Sir Shantilal Badjate Charitable Trust, Nagpur
S. B. Jain Institute of Technology, Management & Research, Nagpur
(Approved by AICTE, An Autonomous Institute) Affiliated to R. T. M. Nagpur University
Department of Computer Science and Engineering

3.Good:		44	132	38.94%
4.Fair:		9	18	7.96%
5.Poor:		15	15	13.27%
Total		113	370	65.49%

Survey Attainment Report

Survey Details






Survey: 2023-24 EVEN VIII SSS TLP	Survey Type: Fresh Survey	Survey For: Facility Feedback
Department: Computer Science and Engineering	Program: B.Tech. Computer Science and Engineering in Computer Science and Engineering	
Report Summary: Number of people Responded / Total number of Responders: 113 / 139 People		

		Responses	Weighted Responses	Percent
1 . How much of the syllabus was covered in the class?				
1.85 to 100%:		47	235	41.59%
2.70 to 84%:		25	100	22.12%
3.55 to 69%:		25	75	22.12%
4.30 to 54%:		3	6	2.65%
5.Below 30%:		13	13	11.50%
Total		113	429	75.93%
2 . How well did the teachers prepare for the classes?				
1.Thoroughly:		30	150	26.55%
2. Satisfactorily :		41	164	36.28%
3.Poorly:		20	60	17.70%
4.Indifferently:		6	12	5.31%
5.Won't teach at all:		16	16	14.16%
Total		113	402	71.15%
3 . How well were the teachers able to communicate?n				
		Responses	Weighted Responses	Percent






Sir Shantilal Badjate Charitable Trust, Nagpur
S. B. Jain Institute of Technology, Management & Research, Nagpur
(Approved by AICTE, An Autonomous Institute) Affiliated to R. T. M. Nagpur University
Department of Computer Science and Engineering

1.Always effective:		32	160	28.32%
2.Sometimes effective:		29	116	25.66%
3.Just satisfactorily:		34	102	30.09%
4.Generally ineffective:		7	14	6.19%
5.Very poor communication:		11	11	9.73%
Total		113	403	71.33%

4 . The teacher's approach to teaching can best be described as

		Responses	Weighted Responses	Percent
1.Excellent:		27	135	23.89%
2.Very good:		24	96	21.24%
3.Good:		40	120	35.40%
4.Fair:		11	22	9.73%
5.Poor:		11	11	9.73%
Total		113	384	67.96%



















5 . Fairness of the internal evaluation process by the teachers

		Responses	Weighted Responses	Percent
1.Always fair:		37	185	32.74%
2.Usually fair:		33	132	29.20%
3.Sometimes unfair:		23	69	20.35%
4.Usually unfair:		8	16	7.08%
5.Unfair:		12	12	10.62%
Total		113	414	73.27%

6 . Was your performance in assignments discussed with you?

		Responses	Weighted Responses	Percent
1.Every time:		25	125	22.12%
2.Usually:		33	132	29.20%
3.Occasionally/Sometimes:		32	96	28.32%
4.Rarely:		11	22	9.73%
5.Never:		12	12	10.62%

Sir Shantilal Badjate Charitable Trust, Nagpur
S. B. Jain Institute of Technology, Management & Research, Nagpur
(Approved by AICTE, An Autonomous Institute) Affiliated to R. T. M. Nagpur University
Department of Computer Science and Engineering

Total		113	387	68.50%
7 . The institute takes active interest in promoting internship opportunities for students.		Responses	Weighted Responses	Percent
1.Regularly:		43	215	38.05%
2.Often:		25	100	22.12%
3.Sometimes:		23	69	20.35%
4.Rarely:		9	18	7.96%
5.Never:		13	13	11.50%
Total		113	415	73.45%
8 . The teaching and mentoring process in your institution facilitates you in cognitive, social and emotional growth.		Responses	Weighted Responses	Percent
1.Significantly:		30	150	26.55%
2.Very well:		28	112	24.78%
3.Moderately:		35	105	30.97%
4.Marginally:		7	14	6.19%
5.Not at all:		13	13	11.50%
Total		113	394	69.73%
9 . The institution provides multiple opportunities to learn and grow.		Responses	Weighted Responses	Percent
1.Strongly agree:		26	130	23.01%
2.Agree:		26	104	23.01%
3.Neutral:		37	111	32.74%
4.Disagree:		9	18	7.96%
5.Strongly disagree:		15	15	13.27%
Total		113	378	66.90%
10 . Teachers inform you about your expected competencies, course outcomes and programme outcomes and review the course syllabus in the class.		Responses	Weighted Responses	Percent
1.Every time:		37	185	32.74%
2.Usually:		28	112	24.78%
3.Occasionally/Sometimes:		30	90	26.55%

Sir Shantilal Badjate Charitable Trust, Nagpur
S. B. Jain Institute of Technology, Management & Research, Nagpur
(Approved by AICTE, An Autonomous Institute) Affiliated to R. T. M. Nagpur University
Department of Computer Science and Engineering

4. Rarely:		6	12	5.31%
5. Never:		12	12	10.62%
Total		113	411	72.74%




11 . Your mentor does a necessary follow-up with an assigned task to you		Responses	Weighted Responses	Percent
---	--	------------------	---------------------------	----------------

1. Every time:		35	175	30.97%
2. Usually:		27	108	23.89%
3. Occasionally/Sometimes:		29	87	25.66%
4. Rarely:		12	24	10.62%
5. I don't have a mentor:		10	10	8.85%
Total		113	404	71.50%

12 . The teachers illustrate the concepts through examples and applications.		Responses	Weighted Responses	Percent
---	--	------------------	---------------------------	----------------

1. Every time:		36	180	31.86%
2. Usually:		27	108	23.89%
3. Occasionally/Sometimes:		30	90	26.55%
4. Rarely:		6	12	5.31%
5. Never:		14	14	12.39%
Total		113	404	71.50%

13 . The teachers identify your strengths and encourage you with providing right level of challenges.		Responses	Weighted Responses	Percent
--	--	------------------	---------------------------	----------------

1. Fully:		36	180	31.86%
2. Reasonably:		26	104	23.01%
3. Partially:		26	78	23.01%
4. Slightly:		10	20	8.85%
5. Unable to:		15	15	13.27%
Total		113	397	70.27%

14 . Teachers are able to identify your weaknesses and help you to overcome them.		Responses	Weighted Responses	Percent
--	--	------------------	---------------------------	----------------

1. Every time:		31	155	27.43%
----------------	--	----	-----	--------

Sir Shantilal Badjate Charitable Trust, Nagpur
S. B. Jain Institute of Technology, Management & Research, Nagpur
(Approved by AICTE, An Autonomous Institute) Affiliated to R. T. M. Nagpur University
Department of Computer Science and Engineering

2. Usually:		29	116	25.66%
3. Occasionally/Sometimes:		24	72	21.24%
4. Rarely:		11	22	9.73%
5. Never:		18	18	15.93%
Total		113	383	67.79%

15 . The institution makes effort to engage students in the monitoring, review and continuous quality improvement of the teaching learning process.\n

		Responses	Weighted Responses	Percent
1. Strongly agree:		37	185	32.74%
2. Agree:		24	96	21.24%
3. Neutral:		30	90	26.55%
4. Disagree:		9	18	7.96%
5. Strongly disagree:		13	13	11.50%
Total		113	402	71.15%

16 . The institute/ teachers use student centric methods, such as experiential learning, participative learning and problem solving methodologies for enhancing learning\nexperiences.

1. To a great extent:		32	160	28.32%
2. Moderate:		29	116	25.66%
3. Some what:		32	96	28.32%
4. Very little:		5	10	4.42%
5. Not at all:		15	15	13.27%
Total		113	397	70.27%






17 . Teachers encourage you to participate in extracurricular activities.






1. Strongly agree:		29	145	25.66%
2. Agree:		34	136	30.09%
3. Neutral:		29	87	25.66%
4. Disagree:		9	18	7.96%
5. Strongly disagree:		12	12	10.62%
Total		113	398	70.44%


18 . Efforts are made by the institute/ teachers to inculcate soft skills, life skills and employability skills to make you ready for the world of work.

Sir Shantilal Badjate Charitable Trust, Nagpur
S. B. Jain Institute of Technology, Management & Research, Nagpur
(Approved by AICTE, An Autonomous Institute) Affiliated to R. T. M. Nagpur University
Department of Computer Science and Engineering

1.To a great extent:		36	180	31.86%
2.Moderate:		27	108	23.89%
3.Some what:		34	102	30.09%
4.Very little:		4	8	3.54%
5.Not at all:		12	12	10.62%
Total		113	410	72.57%

19 . What percentage of teachers uses ICT tools such as PPTs, Multimedia, animations, etc. while teaching		Responses	Weighted Responses	Percent
1.Above 90%:		40	200	35.40%
2.70 - 89%:		32	128	28.32%
3.50 - 69%:		21	63	18.58%
4.30 - 49%:		9	18	7.96%
5.Below 29%:		11	11	9.73%
Total		113	420	74.34%

20 . The overall quality of teaching-learning process in your institute is very good.		Responses	Weighted Responses	Percent
1.Strongly agree:		36	180	31.86%
2.Agree:		29	116	25.66%
3.Neutral:		29	87	25.66%
4.Disagree:		4	8	3.54%
5.Strongly disagree:		15	15	13.27%
Total		113	406	71.86%

21 . Give three observation / suggestions to improve the overall teaching - learning experience in your institution. (Observation/Suggestion may also be a review of any course content of the syllabus/ Content you would have wished to learn).		Responses	Weighted Responses	Percent
1.Write Your answer in comment box:		48	240	42.48%
Total		113	433	76.64%